

330/350 Bartlett Street Post Occupancy Study

December 2021



Document Prepared by:
Staff of the Central Massachusetts Regional Planning Commission
One Mercantile Street, Suite 520 , Worcester MA 01608

Prepared in cooperation with the Massachusetts Department of Transportation and the U.S. Department of Transportation – Federal Highway Administration and the Federal Transit Administration. The views and opinions of the Central Massachusetts Metropolitan Planning Organization expressed herein do not necessarily reflect those of the Massachusetts Department

This Page Intentionally Left Blank

Contents

Project Description	3
What is a Post Occupancy Study?	3
Site Characteristics as Built	4
Traffic Impact Studies	7
2015 Traffic Report	7
Automatic Traffic Recorder (ATR) Counts	7
Turning Movement Counts (TMCs)	8
Vehicular Crashes	10
Future Traffic Conditions	10
Background Traffic Growth	11
Trip Generation	13
No-Build 2021 and Build 2021 Traffic Scenarios	13
CMRPC Post Occupancy Study	15
Automatic Traffic Recorder (ATR) Counts	17
Turning Movement Counts (TMCs)	18
Level of Service (LOS)	19
Vehicular Crash History	20
Crash Rate	23
Conclusions	23
APPENDIX	25

Project Description

The Central Massachusetts Regional Planning Commission (CMRPC) has conducted, on behalf of the Town of Northborough, a Post Occupancy Study of a recently developed site known as 330/350 Bartlett Street in Northborough, Massachusetts (Facility). The Facility is an approximately 690,000 square foot (sf) warehousing complex of two buildings now being used by Amazon as a middle-mile sorting facility. Prior to the commencement of work on the post occupancy study the Facility had been deemed occupied by the Town of Northborough. The CMRPC will utilize a memorandum obtained from the Town of Northborough dated February 1, 2015 from VHB, the consultant firm that completed the traffic study for The Gutierrez Company, the developer of the Facility. This memo served as the official traffic impact study for the land permit application of the development at 330/350 Bartlett Street.

The CMRPC Post Occupancy Study will compare data collected prior to the development of the Facility used for the permit application, the projected post occupancy conditions laid out in the traffic memo and the conditions observed by the CMRPC after occupancy.

What is a Post Occupancy Study?

A post occupancy study is an assessment conducted after a particular development has been occupied to determine if the projected traffic patterns at the time of permitting as laid out in the traffic impact study were accurate when compared to the actual traffic patterns after project completion and occupation. This type of study is helpful to determine if appropriate projection figures had been used during the planning and permitting process based on the realized traffic patterns at a site after occupation.

Site Characteristics as Built

As built the Facility consists of two warehouse buildings known as “Building A” and “Building B” in the traffic study. As noted in the traffic memo, Building A is 350,000 sf with 242 parking spaces, Building B is 340,100 sf with 300 parking spaces. Both Buildings A and B share a common driveway with a previously constructed and occupied warehouse facility operated by FedEx Freight. The Facility is located along Bartlett Street in Northborough, Massachusetts. Bartlett Street is an east-west roadway that runs from US Route 20 (Main Street in Northborough) to the west and to the Marlborough City line and Interstate 495 to the east. Figure 1 shows the location of the Facility within the Town of Northborough. Figure 2 shows the Facility as built. At the time of the writing of the traffic memo and land permit approval the final occupant of the proposed facility was unknown to VHB and the Town of Northborough. Upon completion of the Facility, Amazon became the tenant, operating it as a “Middle Mile Facility”. A middle-mile facility is one that receives shipments from suppliers that are then broken down, repackaged, and sent to distribution centers for “last-mile” or the final delivery to customers.

The Northborough Planning Board approved the development of the Facility at what is now known as 330/350 Bartlett Street with several additional conditions. The below condition relates to how traffic enters and exits the Facility. The complete listing of conditions and the approval of the development can be found in Appendix A.

“All commercial drivers will be instructed by the facility owners to arrive and exit the facility to and from the east (towards the I-495 corridor). Only drivers who have destinations with local businesses will be instructed to arrive and depart from the west along Bartlett Street. The use of Route 20 through Northborough shall be minimized and limited to local deliveries only.”

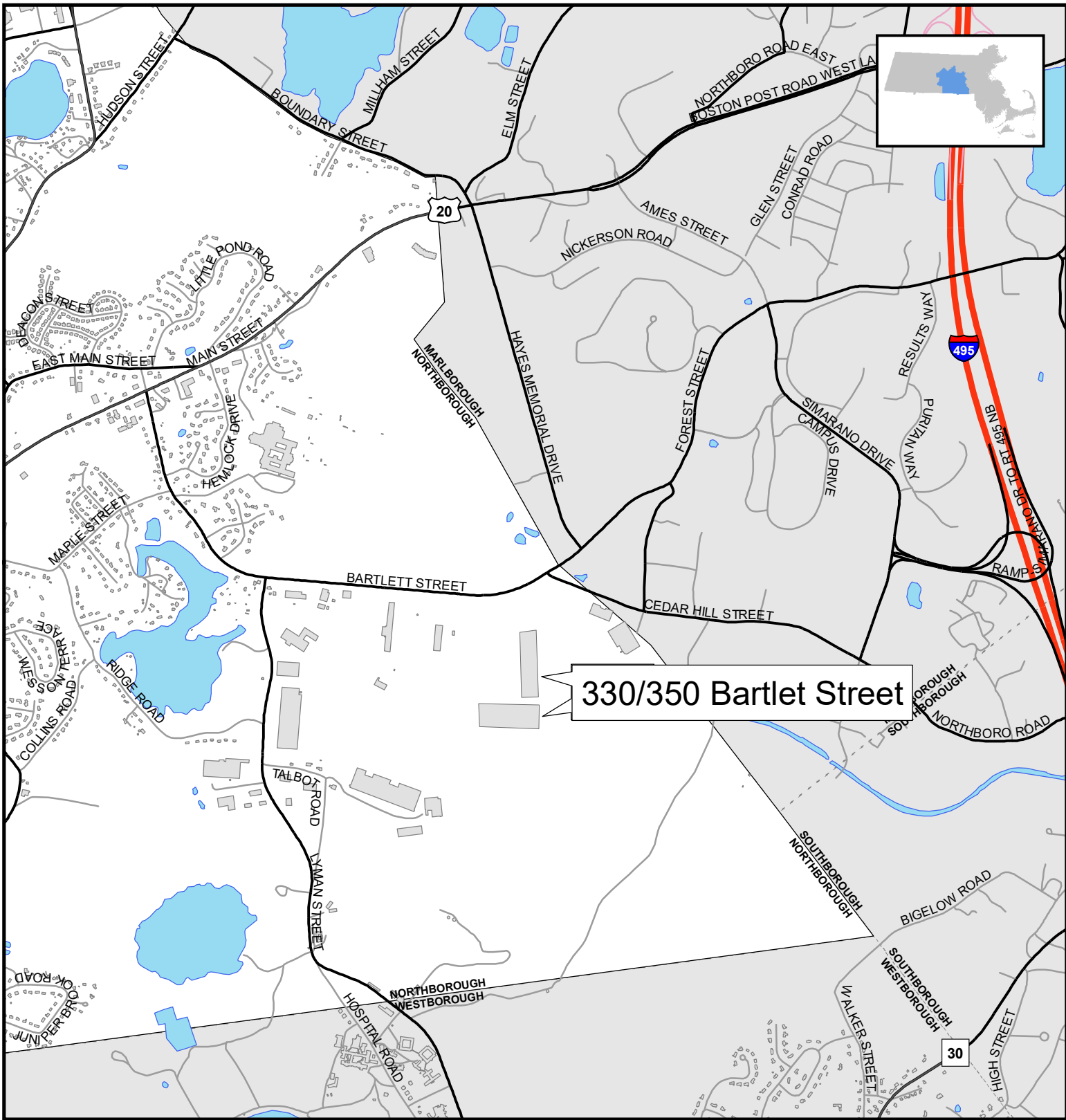





Figure 1: Location of Facility at 335/350 Bartlet Street



0 0.1 0.2 0.4
Miles

-  Structures
-  Waterbodies
-  Roads



CENTRAL MASSACHUSETTS
Regional Planning Commission

Information depicted on this map is for planning purposes only. Source: Data provided by the CMRPC, MassDOT, MassGIS and Commonwealth of Massachusetts, Information Technology Division.

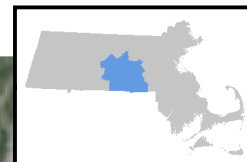


Figure 2: Facility at 335/350 Bartlet Street as Built



0 0.015 0.03 0.06
Miles

Information depicted on this map is for planning purposes only. Source: Data provided by the CMRPC, MassDOT, MassGIS and Commonwealth of Massachusetts, Information Technology Division.

Produced by the Central Massachusetts Regional Planning Commission (CMRPC) One Mercantile Street, Suite 520, Worcester, MA 01608



CENTRAL MASSACHUSETTS
Regional Planning Commission

Traffic Impact Studies

The purpose of a traffic impact study is to examine the existing traffic conditions and project future traffic conditions of a proposed development to help aid the developer and the host community in determining the impacts such a development might have on the area's transportation network. Several data collection and estimation processes are used including but not limited to: Automatic Traffic Recorder (ATR) Counts, Turning Movement Counts (TMC), Vehicular Crash Analysis, Traffic Growth Modeling, and Trip Generation Estimation.

- **Automatic Traffic Recorder (ATR) Counts:** ATR counts are conducted over a minimum 24-hour period using devices designed to count the number, type and speed of vehicles that pass over it.
- **Turning Movement Counts (TMCs):** TMCs are traffic counts conducted at intersections during peak hours (7:00am – 9:00am and 4:00pm – 6:00pm) and track the movement of vehicles through the study intersection. A general classification of vehicles is conducted during the count recording if a vehicle is “heavy” which means it has six tires touching the ground.
- **Crash Analysis:** Crash analysis is completed by collecting crash records from MassDOT through its statewide crash portal (IMPACT) or from the local Police Department. The analysis conducted aims to look for trends and patterns in the data to find possible safety issues that can be corrected.
- **Traffic Growth Modeling:** Traffic growth modeling is the practice of using historic regional traffic data to determine the natural increase of traffic over a set amount of time. This may also include additional inputs for planned future changes to the road network or area land uses.
- **Trip Generation Estimation:** Trip generation estimation is the practice of using the Institute of Transportation Engineers (ITE) Trip Generation Manual to estimate how many vehicle-trips a particular development might generate based on its land use type and square footage.

2015 Traffic Report

VHB was the consultant retained by the project proponent to provide the transportation and permitting services for the proposed development at 330/350 Bartlett Street. The findings of VHBs work were summarized in a memo dated February 1, 2015 that serves as the traffic impact report for the proposed Facility. As part of the work completing the memo, VHB conducted one ATR count, three TMCs, collected crash records from MassDOT, and completed a scenario-based comparison of probable future traffic volumes. The following sections will detail the work completed as part of the 2015 Traffic Report and the reported findings.

Automatic Traffic Recorder (ATR) Counts

One ATR count was conducted in December of 2014 at a location west of the existing FedEx Freight driveway that was proposed to be shared with 330/350 Bartlett Street. The traffic count showed that the daily weekday volume of Bartlett Street at that time was about 7,900 vehicles per day. In addition, the classification data in the appendix of the report shows that between 6.5% - 10% of vehicles on Bartlett Street were classified as heavy vehicles using the FHWA 13 vehicle classification categories where six or more tires touch the ground. Figure 3 shows the observed traffic volumes used in the traffic impact study. Figure 4 shows the classification data from the traffic count found in the appendix of the traffic impact study. The FHWA 13 vehicle classification categories can be found in Appendix B.

Figure 3 Observed Traffic Volumes VHB Traffic Impact Study

Location	Daily Weekday Volume	Weekday AM Peak Hour			Weekday PM Peak Hour		
		Volume	K Factor	Dir. Dist.	Volume	K Factor	Dir. Dist.
Bartlett Street, East of FedEx Site Driveway	7,900	780	9.9%	72% EB	745	9.5%	90% WB

Figure 4 Observed Vehicle Classifications VHB Traffic Impact Study

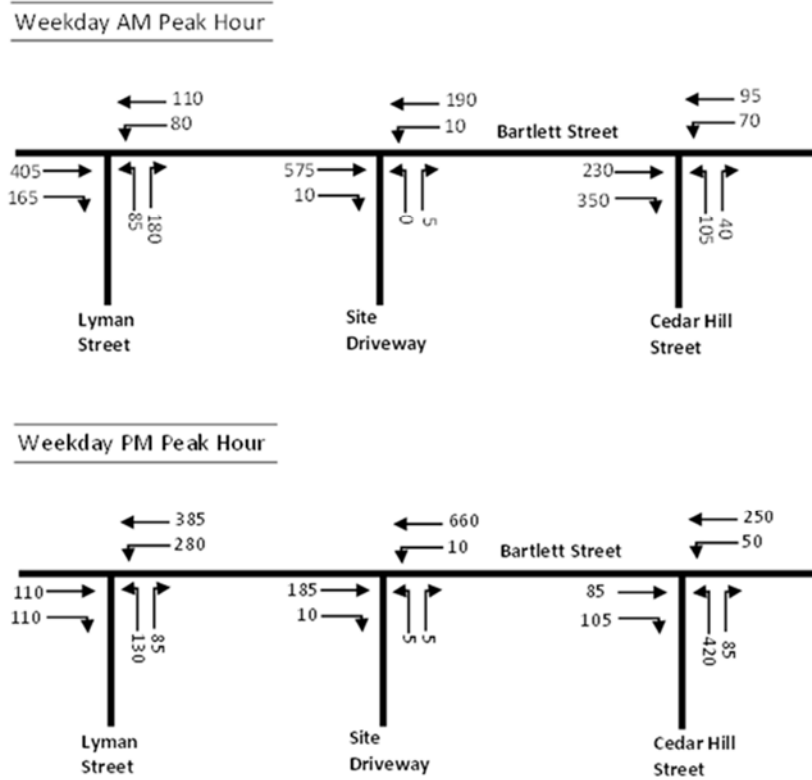
Vehicle Class	Motorcycles	Cars & Trailers	2 Axle Long	Buses	2 Axle 6 Tire	3 Axle Single	4 Axle Single	<5 Axle Double	5 Axle Double	Axle Double	<6Axle Multi	6 Axle Multi	>6 Axle Multi
West Bound	120	3,003	434	48	126	71	1	24	37	1	0	1	0
East Bound	148	2,742	643	53	254	80	0	23	25	1	1	0	0
Total	268	5,745	1,077	101	380	151	1	47	62	2	1	1	0

Turning Movement Counts (TMCs)

TMCs were conducted at three locations along Bartlett Street. The locations counted were Bartlett Street/Lyman Street, FedEx driveway (330/350 Bartlett Street Driveway)/Bartlett Street, and Bartlett

Street/Cedar Hill Street. Figure 5 shows the morning and evening peak hour volumes as observed during the counts and presented in the traffic impact study.

Figure 5 Traffic Impact Study Morning and Evening Peak Hour Volumes as Observed



When a TMC is conducted the function of the intersection can be summarized by using the Level of Service (LOS) which can be used to compare the functionality of one intersection to another. The LOS is determined by calculating the delay in seconds that vehicles entering the intersection from the primary approach would experience. Figure 6 displays the intersection LOS analysis as found in the traffic impact study.

Figure 6 Traffic Impact Study Level of Service Analysis

<i>AM Peak Hour</i>		
<i>Intersection</i>	<i>Delay in Seconds</i>	<i>Level of Service</i>
<i>Lyman Street at Bartlett Street</i>	30	D
<i>Site Driveway at Bartlett Street</i>	14	B
<i>Cedar Hill Street at Bartlett Street</i>	18	C
<i>PM Peak Hour</i>		
<i>Intersection</i>	<i>Delay in Seconds</i>	<i>Level of Service</i>
<i>Lyman Street at Bartlett Street</i>	>120	F
<i>Site Driveway at Bartlett Street</i>	14	B
<i>Cedar Hill Street at Bartlett Street</i>	>120	F

Vehicular Crashes

VHB utilized the MassDOT crash database to review recorded crashes in the area from 2008 – 2012, which were the most recent five years available at the time of the traffic impact study. In the 2008 – 2012 time period 15 crashes were identified and the two most common types of crashes were angle and rear-end with a total of six and five crashes respectively. VHB utilized the crash rate of the studied intersections expressed in million entering vehicles (MEV) as a means to compare the study intersections with other similar intersections. The crash rate for MassDOT District 3 (the MassDOT Highway district that Northborough is a part of) was .66 for the year 2012. Any intersection with a crash rate higher than .66 indicates there is a higher-than-average tendency for crashes. Figure 7 shows a comparison between the district crash rate and the crash rate calculated by VHB.

Figure 7 Traffic Impact Study Intersection Crash Rates

	Lyman Street/ Bartlett Street	FedEx Driveway (330 & 350 Bartlett Street)/ Bartlett Street	Cedar Hill Street/ Bartlett Street
Calculated Crash Rate	.72	0	.29
District 3 Crash Rate	.66	.66	.66

The intersection of Lyman Street and Bartlett Street is the only intersection studied by VHB that exceeded the District 3 crash rate, meaning that there is a higher likelihood of a crash occurring per one million entering vehicles than other similar intersections. It was noted in the report that poor sight lines might be a contributing factor to crashes at this location. Additionally, the intersection of the FedEx driveway and Bartlett Street has a crash rate of 0 because there were no reported crashes during the period.

The traffic impact study noted that VHB reviewed the MassDOT HSIP listing and found that none of the study area intersections are listed on the MassDOT Highway Safety Improvement Program (HSIP) cluster listing of eligible intersections. An HSIP eligible cluster is one in which the total number of “equivalent property damage only” crashes in the area are within the top 5 percent of all clusters in that region. Being HSIP eligible makes the location eligible for Federal Highway Administration (FHWA) and MassDOT funds to address the identified safety issues at these locations.

Future Traffic Conditions

To assess how the proposed development at 330/350 Bartlett Street might impact the local roadway network in the future an assessment was completed to project traffic volumes and conditions to year 2021. The 2021 assessment compares traffic if the proposed development was not constructed which is also known as the “2021 no build” scenario and if the proposed development is constructed which is known as the “2021 build” scenario. Both of the scenarios incorporate background traffic growth at the regional level and from site-specific areas.

Background Traffic Growth

Based on available information from traffic data and previously prepared traffic studies in the region, VHB determined that a 0.5 percent per year growth rate of traffic was appropriate for this area. This growth rate represents the natural increase in traffic that is expected for this particular area of Bartlett Street, whether or not this development or other developments are completed. In addition to the 0.5 percent growth rate VHB identified ten site-specific projects in the area of the proposed facility that have recently had traffic studies conducted that might have an impact on the traffic growth in the area. Figure 8 shows the general location of the selected projects.

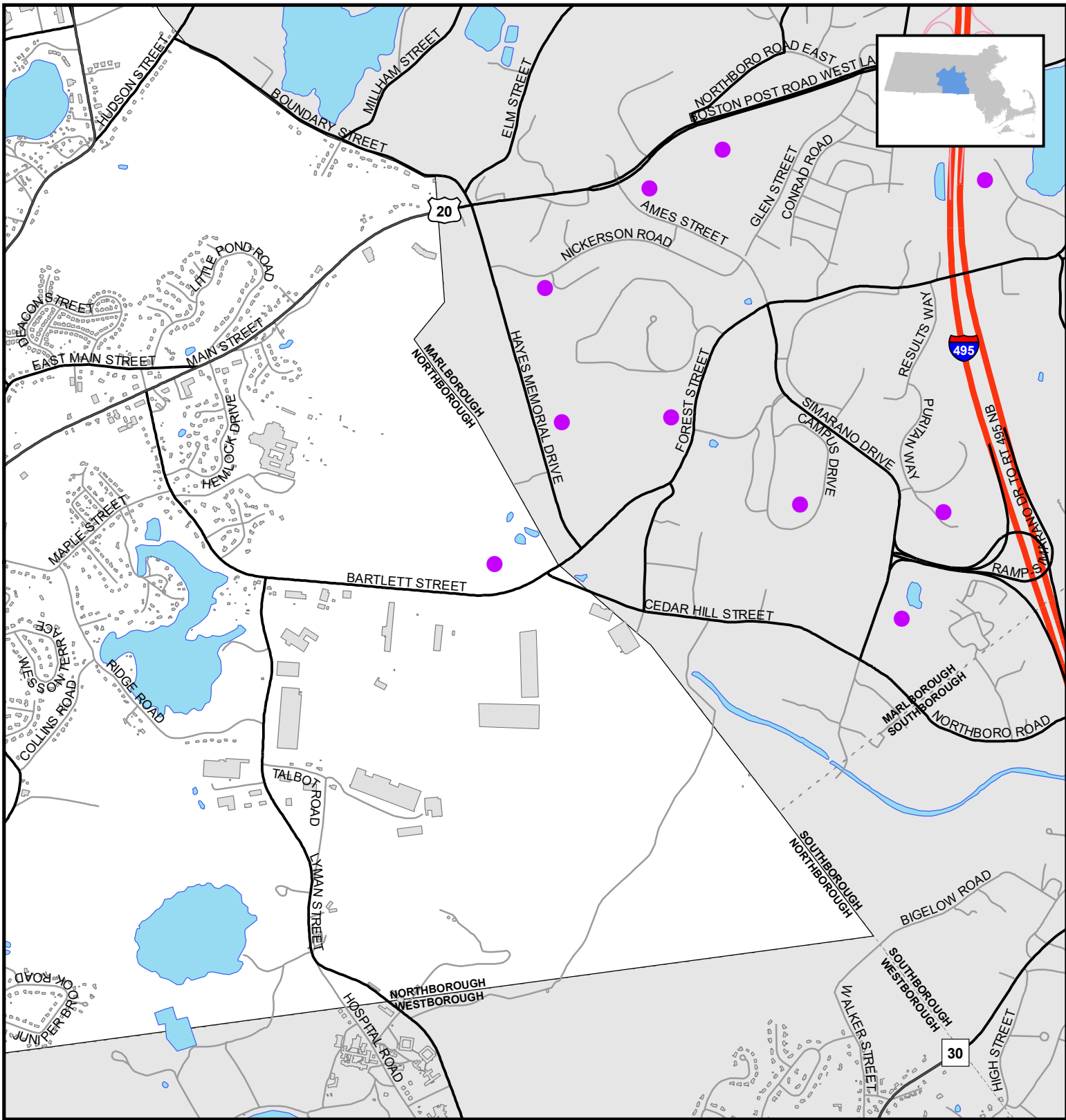


Figure 8: Site Specific Projects



0 0.1 0.2 0.4
Miles

Information depicted on this map is for planning purposes only. Source: Data provided by the CMRPC, MassDOT, MassGIS and Commonwealth of Massachusetts, Information Technology Division.

- Site Specific Projects
- Structures
- Waterbodies
- Roads



**CENTRAL MASSACHUSETTS
Regional Planning Commission**

Trip Generation

To estimate the number of vehicle trips that will be generated by the Facility, VHB used the ITE Trip Generation Manual. It was determined that 150 Warehousing was the appropriate land use code to use based on the information available at the time of the proposal. The analysis of trip generation shows that the proposed facility, based on the combined square footage of both buildings at 700,000 sf, will generate 2,490 vehicle trips per weekday with 210 AM peak hour trips and 225 PM peak hour trips. The estimated trips are only for vehicles and not broken out by type. Figure 9 Shows the estimated trip generation for the Facility.

The trips projected to be generated by the Facility are oriented in one of two directions on Bartlett Street which are east towards Marlborough and I-495 and west towards Northborough and Route 20. It was estimated that 74% of all trips would be oriented to the east towards I-495 while 26% would be oriented towards Lyman Street and Route 20 to the west. These distributions are based on current observed traffic flows and because the developer stated that they intended to direct all traffic to the east and towards I-495 that is not local. The distribution of trips is for the total number of trips and does not differentiate between vehicle types.

Figure 9 Estimated Trip Generation

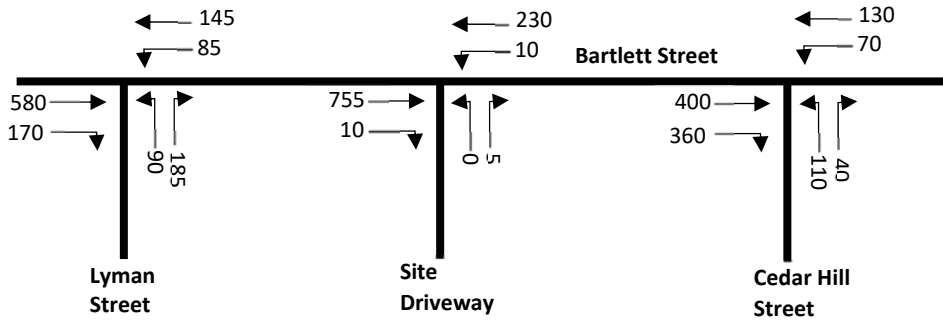
Development Type ITE Land Use Code Size	Warehousing 150 700,000 square feet
Weekday – Daily Trips	2,490
Weekday AM:	
Enter	165
Exit	45
Total	210
Weekday PM:	
Enter	55
Exit	170
Total	225

No-Build 2021 and Build 2021 Traffic Scenarios

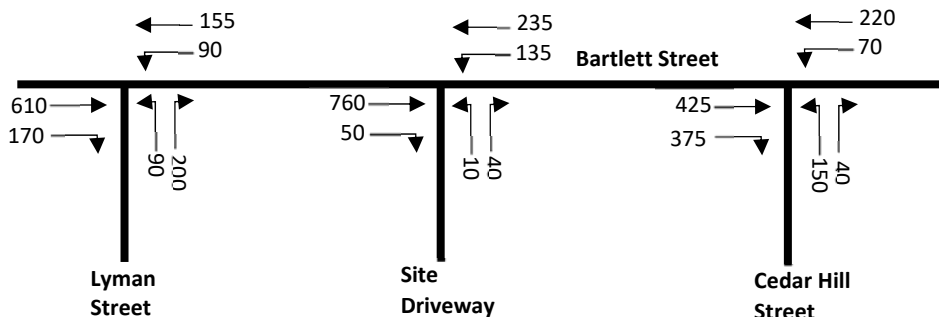
As previously noted, a no-build 2021 and build 2021 scenarios were developed based on the traffic data collected and the estimated traffic growth. The no-build scenario estimates what traffic would be like on Bartlett Street if the proposed facility were not built with the background traffic growth rate of 0.5% per year. The 2021 build scenario includes the same background traffic growth as the no-build scenario with the addition of the estimated trips to be generated by the proposed facility. Figure 10 shows the comparison between the no-build 2021 and build 2021 AM and PM peak hours as estimated by VHB in the traffic impact report.

Figure 10 No-Build 2021 and Build 2021 Peak Hour Conditions

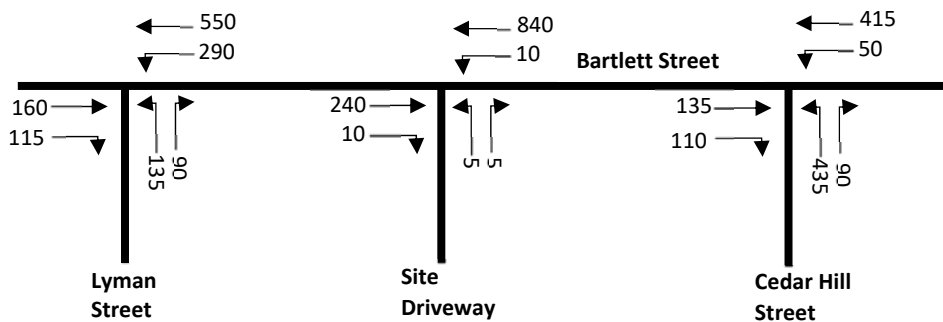
Weekday AM Peak Hour No-Build Conditions



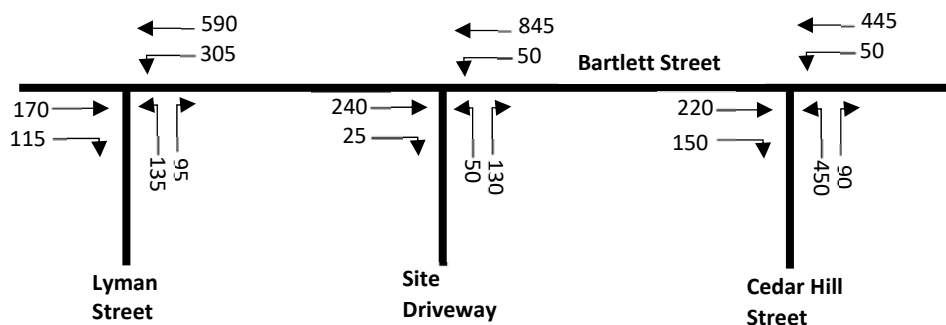
Weekday AM Peak Hour Build Conditions



Weekday PM Peak Hour No-Build Conditions



Weekday PM Peak Hour Build Conditions



CMRPC Post Occupancy Study

In order to better understand the traffic patterns surrounding the 330/350 Bartlett Street facility the CMRPC conducted an extensive data collection effort in the Bartlett Street neighborhood. The CMRPC, in consultation with Northborough Town staff, identified eight (8) locations to conduct ATR counts and three (3) locations to conduct turning movement counts. Also, collected crash data along the entire Bartlett Street corridor from both the MassDOT crash database and the Northborough Police Department. Figure 11 illustrates the locations where data collection efforts took place. The following section will detail the data collected by the CMRPC and compare it to the data and projections alluded in the VHB Traffic Impact Study. All of the CMRPC data was collected during the 2021, which is the horizon year used for the traffic impact study. Hence the 2021 no-build, build and the trip generation figures from the traffic impact study are directly comparable to the data collected by CMRPC.

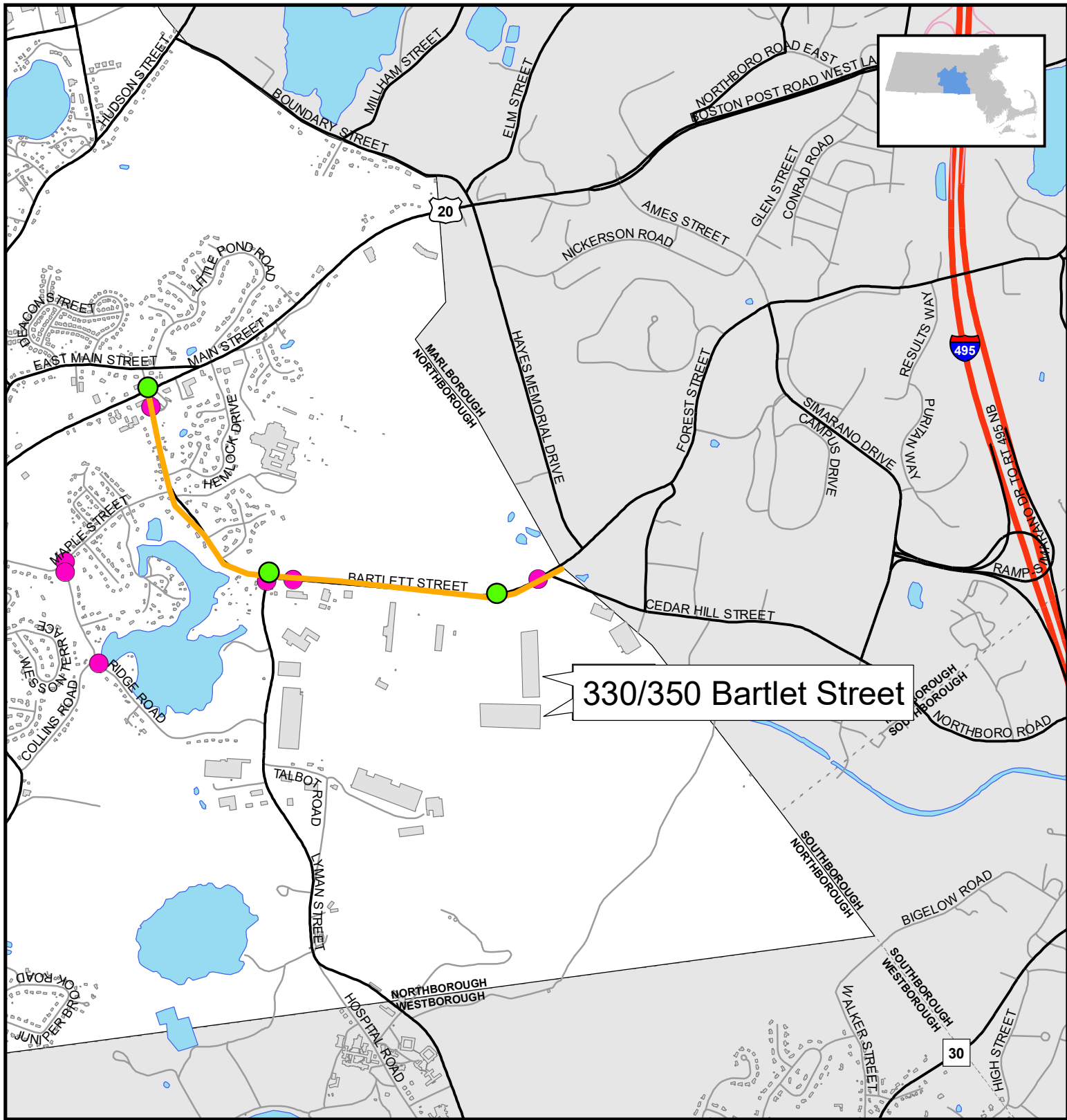


Figure 11: CMRPC Data Collection Effort



0 0.1 0.2 0.4
Miles

Information depicted on this map is for planning purposes only. Source: Data provided by the CMRPC, MassDOT, MassGIS and Commonwealth of Massachusetts, Information Technology Division.

- ATR Traffic Count Locations
- TMC Traffic Count Locations
- Vehicle Crash Study
- Structures
- Waterbodies
- Roads



CENTRAL MASSACHUSETTS
Regional Planning Commission

Automatic Traffic Recorder (ATR) Counts

The CMRPC conducted traffic counts over a two-week period from 5/18/2021 until 5/31/2021 collecting information on vehicle volumes, vehicle classification and speed. Figure 12 shows the observed ATR traffic volumes at the 8 locations counted by the CMRPC.

Figure 12 CMRPC Observed Traffic Volumes

Location	Weekday Average Volume	Weekly Average Volume
Bartlett Street between Route 20 and Lyman Street	8,150	6,590
Bartlett Street east of Lyman Street	6,380	5,330
Bartlett Street west of Cedar Hill Road	7,160	6,070
Brigham Street at 225 Brigham Street	2,175	1,965
Lyman Street South of Bartlett Street	4,875	4,070
Maple Street at 115 Maple Street	1,725	1,460
Ridge Road at 43 Ridge Road (North of Collins Road)	1,715	1,425
Ridge Road at 100 Ridge Road	1,445	1,185

The ATR traffic counts conducted by VHB for the traffic impact study showed an average daily traffic volume of 7,900 vehicles at a location west of the FedEx Driveway (330/350 Bartlett Street Driveway). Similar location counted by the CMRPC is at Bartlett Street east of Lyman Street which is located to the west of the FedEx Driveway (330/350 Bartlett Street Driveway). It was recorded as having an average daily volume of 6,350. The traffic data shows the current (2021) volumes on Bartlett Street are below those observed during the development of the traffic study but, as shown in Figure 13 they are in line with historical data collected on Bartlett Street.

Figure 13 Observed Traffic Volume Comparison

Location	Weekday Average Volume	Source	Date
Bartlett Street East of Lyman Street	6,915	CMRPC	6/29/1989
Bartlett Street East of Lyman Street	6,085	CMRPC	5/16/2013
Bartlett Street West of 330/350 Bartlett Street	7,900	VHB	December 2014
Bartlett Street East of Lyman Street	6,380	CMRPC	Mon – Fri Average May 17 – May 23 2021

Turning Movement Counts (TMCs)

The CMRPC conducted three TMCs in the study area. After consultation with Town of Northborough it was determined that the intersections of Bartlett Street/ Lyman Street, FedEx driveway (330/ 350 Bartlett Street Driveway)/ Bartlett Street, and Bartlett Street/ West Main Street (Route 20) would be the most appropriate TMC locations for this study. The selected locations would allow CMRPC the ability to observe if any heavy commercial trucks were using these intersections to access Bartlett Street on their way to the Facility. There is a land permit condition that all commercial vehicles should exit towards and come from Bartlett Street to the east of the Facility utilizing I-495 rather than Route 20. Figure 14 shows the observed peak hour volumes observed during the CMRPC TMCs. Figure 15 shows the comparison between the 2014, 2021 No-Build, 2021 Build and the 2021 CMRPC counts.

Figure 14 Post Occupancy Peak Hour Conditions

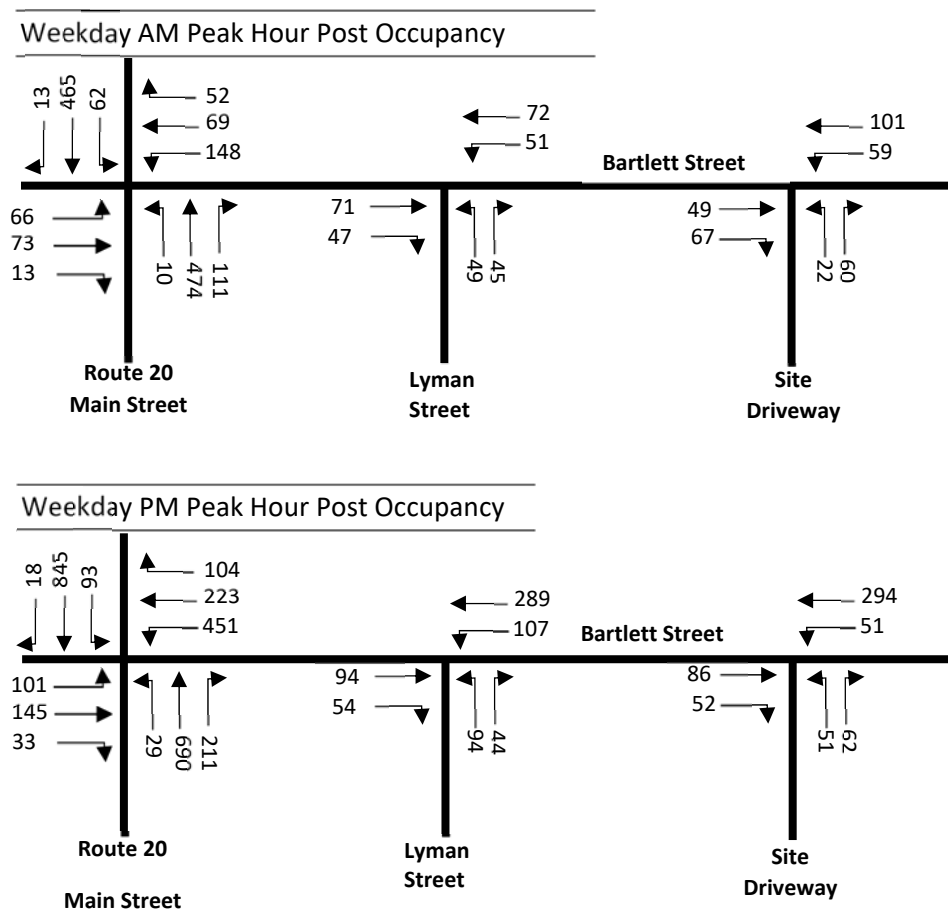
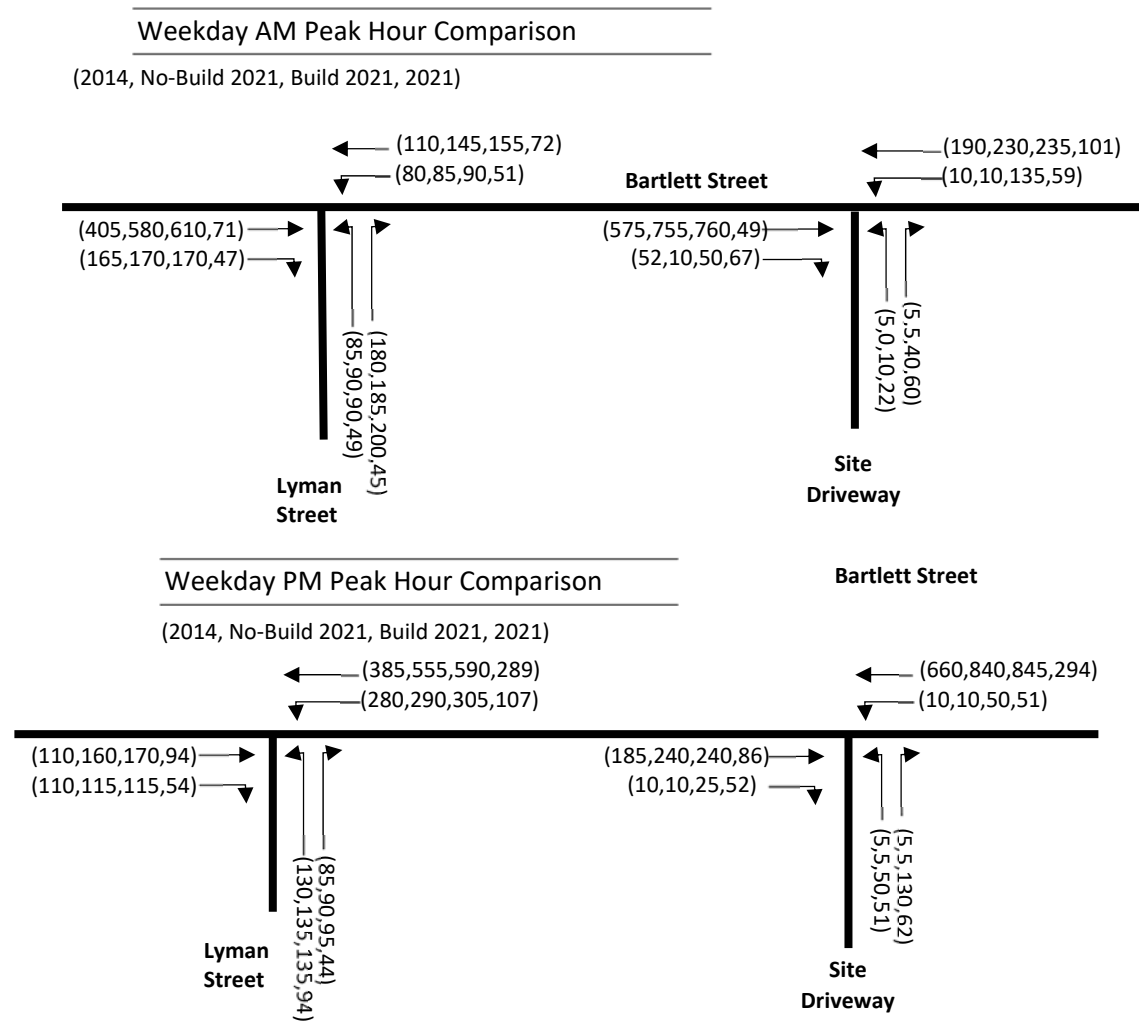


Figure 15 Weekday AM and PM Peak Hour Comparison



Level of Service (LOS)

Peak hour Level of Service (LOS) analysis was completed at the non-signalized intersections counted by the CMRPC. According to the analysis, the LOS at the intersection of Lyman Street and Bartlett Street increased from a “D” in 2014 to a “B” in 2021 during the AM peak hour as opposed to a “F” in the 2021 build projections. Lyman Street and Bartlett Street increased from a “F” in 2014 to a “C” in 2021 during the PM peak hour as opposed to a “F” in the 2021 build projections.

Additionally, the CMRPC conducted a 24-hour TMC at the driveway of 330/350 Bartlett Street to determine how many trips per day originated at the Facility so that the trip generation figures could be reviewed for accuracy. The TMC conducted at Bartlett Street and 330/350 Bartlett Street was used to determine if a vehicle originated or was destined for the Amazon side or the FedEx side of the shared driveway. The 24-hour count showed a total of 2,207 trips into and out of the Facility compared to 2,490 trips projected in the traffic impact study. Figure 16 shows a comparison between the projected trip generation figures from the traffic impact study to the actual trips associated with the Facility as observed by the TMC.

Figure 16 Projected and Observed Trips at 330/350 Bartlett Street

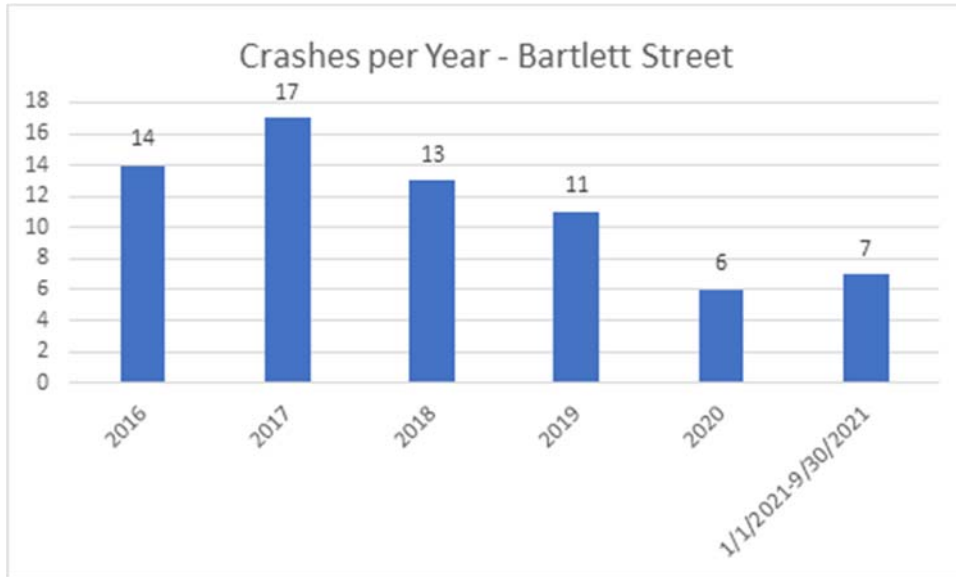
Development Type: Warehouse ITE Land Use Code: 150 Size: 700,000 sf	Projected Trip Generation Figures	Observed Trips
Weekday – Daily Trips	2,490	2,207
Weekday AM:		
Enter	165	126
Exit	45	82
Total	210	208
Weekday PM:		
Enter	55	103
Exit	170	113
Total	225	216

The TMCs also allow for the monitoring of commercial vehicles (FHWA class 6 and above) utilizing Bartlett Street west of the Facility driveway to access 330/350 Bartlett Street that are in violation of the conditions laid out during the land permit application process. According to the data a small number of vehicles were found to be utilizing Bartlett Street west of the Facility to access 330/350 Bartlett Street. In total, 10 heavy commercial vehicles took a left turn out of the Facility onto Bartlett Street heading westbound while 18 vehicles took a right in to the Facility from Bartlett Street coming from the west. During the Road Safety Audit conducted on 10/28/2021 representatives from Amazon, the current tenants of 330/350 Bartlett Street, explained several measures that are in place to help prevent vehicles from taking turns that are not allowed into or from Bartlett Street. The measures in place include the usage of a proprietary GPS system that many of the commercial drivers elect to use that directs trucks away from routes they are not allowed to use. During the month of July Amazon stationed a flagger at the driveway of 330/350 Bartlett Street to direct trucks into and out of the Facility using appropriate routes. Amazon noted that they would be bringing back the flagger for its busy holiday season.

Vehicular Crash History

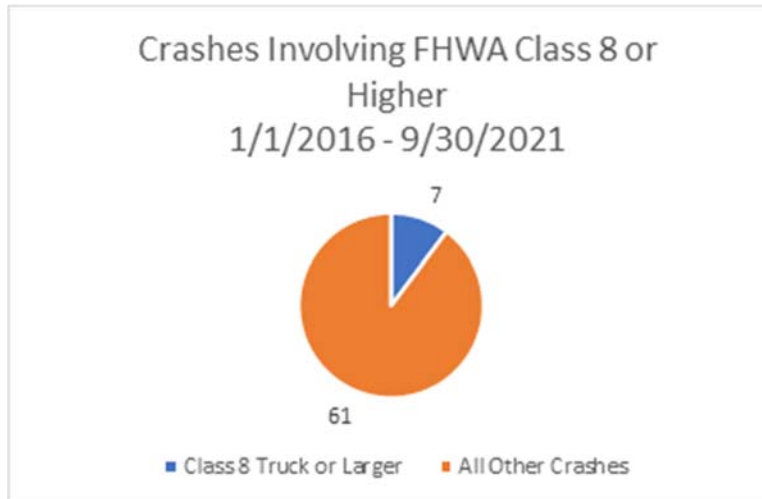
The CMRPC used crash data provided by MassDOT through the Impact Portal for the years 2016 to 2021 and further cross-referenced that data with police reports completed by the Northborough Police Department during the same period. CMRPC staff examined crashes occurring along the entire Bartlett Street corridor starting at the Bartlett Street/Route 20 Intersection and continuing to the Marlborough Town Line using a 500-foot search buffer. In Figure 17 the data shows that there were 68 crashes that occurred along the corridor. With a total of 17, the highest number of crashes occurring in 2017.

Figure 17 Crashes per Year - Bartlett Street



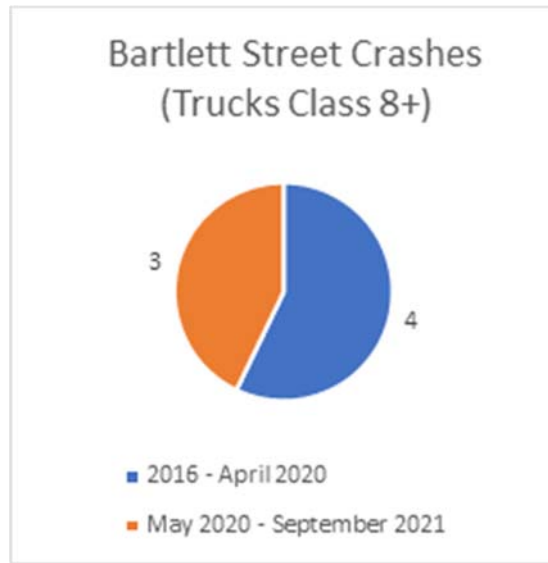
Of these crashes, 61 involved vehicles that were classified as FHWA class 8 or lower. Seven crashes involved vehicles that were FHWA Class 8 or higher as shown in Figure 18.

Figure 18 Crashes Involving Vehicles Classified as 8 or Higher




The CMRPC analyzed the crash data for the time period pre-occupancy and post occupancy and found that 42% crashes involving vehicles class 8 and higher occurred in the year and a half after the Facility opening. The average crashes for Class 8 and higher in the four years prior to the Facility being occupied was 0.92 crashes per-year. Since the occupation of the Facility during the study period, the rate of Class 8 and higher crashes were 2.0 crashes per-year as shown in Figure 19.

Figure 19 Bartlett Street FHWA Class 8 and Higher Crashes



The most crashes occurred at the intersection of Bartlett Street and Main Street (Route 20) which is a Highway Safety Improvement Program crash cluster. As previously noted, an HSIP-eligible location is a crash cluster that ranks within the Top 5% of each Regional Planning Agency, meaning the Bartlett Street and Main Street (Route 20) intersection falls within the top five percent of intersections in the CMRPC region for crashes. As shown in Figure 20, there were 27 crashes at the Bartlett Street and Main Street (Route 20) intersection, accounting for 40% of all crashes in the corridor during the study period. Portions of Main Street were included beyond the Bartlett Street intersection because of the 500 foot buffer in place in order to provide a more complete picture of the intersection and it's approach

Figure 20 Bartlett Street Crashes by Location



Crash Rate

The number of crashes in the most recent five years, combined with the weekday peak hour traffic volumes and observed traffic data, were used to calculate crash rates for the study area intersections. The calculation of the intersection crash rate is an effective tool to measure and compare the relative safety of an intersection to other similar intersections. The resulting crash rate is expressed in million entering vehicles (MEV) and is the number of crashes that occur at particular intersection for every million vehicles that pass through it. The State average for unsignalized intersections is 0.57. The average crash rate for an unsignalized intersection in MassDOT District 3, in which Northborough is located, is 0.61. This current crash rate is down from when VHB did their crash analysis, which had the District 3 crash rate at 0.66.

As shown in Figure 21, VHB calculated crash rates for years 2008 to 2012 for the following intersections: Bartlett Street and Lyman Street (0.72), Bartlett Street and Cedar Hill Street (0.29), and Bartlett Street and 330/350 Bartlett Street Driveway (0.00).

CMRPC was able to calculate the crash rate for the Bartlett Street and Lyman Street intersection which is (0.51) over a five-year period (September 2017 - September 2021). For crash rates, five years of crashes were analyzed to ensure proper results in the crash rate calculation. For other crash analysis, CMRPC used six and half years of crash data, (January 2016 - September 2021) Additionally, the crash rate at 330/350 Bartlett Street remained at (0.00) as there were no reported crashes that occurred at this location. This lowering of the crash rate can be attributed to the number of crashes occurring in a 5-year period going from 15 to 7 crashes. In the late winter and early Spring of 2020, the COVID-19 pandemic reduced traffic volumes statewide.

Figure 21 Intersection Crash Rates

Intersection Crash Rate		
Study	VHB (2008-2012)	CMRPC (2017-2021)
District 3	0.66	0.61
Bartlett and Lyman	0.72	0.51
330/350 Bartlett	0.00	0.00

Results from the MassDOT crash database shows that the intersection of Lyman Street at Bartlett Street exceeds the District 3 average crash rate values.

Conclusions

Based on the data collected for the post occupancy study, it seems that the current conditions at the Facility at 330/350 Bartlett Street are in line or better than the projections made in the VHB Traffic Impact Study used during the land permit application process. It was projected that the facility would generate 2,490 trip per weekday but the data shows that 2,207 trip were actually associated with the Facility. The conducted Tuning Movement Counts show the Level of Service (LOS) or capacity of the intersection has improved or stayed the same as it was during the initial data collection in 2014 compared to projections of LOS grades of "F" associated with long periods of delay. The vehicle crash rate at the intersection of 330/350 Bartlett Street and Lyman Street was unchanged from the Traffic Impact study with a rate of (0.00) per MEV. The vehicle crash rate at the intersection of Lyman Street

and Bartlett Street has gone down from (0.72) per MEV reported in the Traffic Impact Study. Part of the land permit application prohibited commercial vehicles accessing or leaving the site from utilizing Bartlett Street to the west of the facility and the data shows that this condition is not being fully adhered to. There is a small percentage of heavy commercial vehicles utilizing prohibited turning movements to enter and exit the Facility however, it is unclear if they are making “local deliveries” which would preclude them from this restriction.

APPENDIX

Appendix A: 330/350 Bartlett Street Land Use Permit

Appendix B: FHWA 13 Vehicle Classification Scheme

Appendix C: VHB Traffic Data

Appendix D: CMRPC Traffic Data

Appendix A



TOWN OF NORTHBOROUGH PLANNING BOARD

Town Hall Offices • 63 Main Street • Northborough, MA 01532 • 508-393-5019 • 508-393-6996 Fax

May 19, 2015

PLANNING BOARD SITE PLAN APPROVAL, EARTH REMOVAL PERMIT, AND SPECIAL PERMIT FOR COMMON DRIVEWAY

Location:

0 Bartlett Street (near 310 Bartlett Street)
Northborough MA 01532
Map 67 Parcel 6

Applicant/Owner:

The Gutierrez Company
One Wall Street
Burlington MA 01803

Site Engineers:

Beals and Thomas, Inc.
Reservoir Corporate Center
144 Turnpike Road
Southborough MA 01722

Traffic Engineers:

Vanasse Hangen Brustlin, Inc.
101 Walnut Street
Watertown MA 02471

PROCEDURAL BACKGROUND

An application for Site Plan Approval, Earth Removal Permit, and Common Driveway Special Permit was submitted on February 3, 2015 for property located at 0 Bartlett Street (near 310 Bartlett Street). The application proposes the construction of one 350,000 sf building, one 340,000 sf building, and parking and associated site appurtenances.

The application is submitted in accordance with the Town of Northborough Town Code and Planning Board Rules and Regulations:

- Section 7-03-050A(1)(a) "All new construction of any municipal, institutional, commercial, industrial or multifamily"
- Section 7-03-050A(1)(d) "Land clearing or grading in accordance with Section 7-09-010 except as provided"
- Section 2-28-020 [An Earth Removal] "permit shall be granted...in the Industrial District...from the Planning Board"
- Section 7-10-120A "Common driveways may be allowed by special permit by the Planning Board"

NORTHBOROUGH TOWN OFFICE
2015 MAY 21 PM 3:34

PUBLIC HEARING AND FINDINGS

Public Meeting:

The Planning Board held a public hearing on March 17, 2015 at which representatives from The Gutierrez Company, Beals and Thomas Inc. and Vanasse Hangen Brustlin Inc. made a presentation to the Board.

A review letter dated February 11, 2015 was received from the Fire Chief.

A review letter dated March 13, 2015 was received from the Town Engineer.

No abutters or any other party of interest were present at the hearing.

Findings:

1. The Board finds the proposed development meets the purpose and intent of the Zoning Bylaw.
2. The specific site is an appropriate location for such a use.
3. The property is located within the Industrial District and is adjacent to other industrial uses, warehouses, and undeveloped land. Portions of the site are located within Area 3 of the Groundwater Protection Overlay District. The project area subject to this Site Plan Approval consists of approximately 98.80 acres and the land is currently undeveloped.
4. There is a 16-inch water main in Bartlett Street that has capacity to serve the proposed project. In addition, a 10-inch water main was installed from the adjacent parcel at 300 Bartlett Street to provide redundant fire flows.
5. Sewer is located in Bartlett Street which leads to the regional sewer system located within the City of Marlborough.
6. Parking and loading is within the minimum and maximum requirements contained within the Zoning Bylaw. A total of 242 spaces are provided for Building A and a total of 300 spaces are provided for Building D.
7. Access to the buildings will be gained via a common driveway connecting to the existing common driveway entrance in the northeast corner of the property off Bartlett Street. No new curb cuts are proposed.
8. The existing driveway entrance will be widened as depicted on the site plans in order to accommodate tractor trailer trucks. The common driveway will serve three lots for approximately the first 90 feet and then will serve two lots for the next 200 feet. Individual driveways will provide access to the lots afterwards.
9. The use of the buildings are not determined at this time, and are anticipated to be industrial uses allowable in the Industrial District under the Town of Northborough Zoning Bylaw, including light manufacturing (7-05-020I(1));

research and development (7-05-020I(2)); warehouse (7-05-020I(5)(a)); truck, rail or freight facility, or parcel distribution facility (7-05-020I(5)(b)).

10. The earthwork associated with the proposed project will not result in a detrimental impact to the neighborhood nor will it be injurious to the recharge of the water table. The stormwater management system is designed to mitigate the impacts of the impervious surfaces.
11. Approximately 7,900 vehicles travel along Bartlett Street on an average weekday. Peak hour traffic accounts for approximately 10 percent of the daily traffic during both the morning and evening peak hours. Traffic along Bartlett Street is heavily influenced by commuter traffic. The majority of the traffic during the morning peak hour is traveling eastbound, while the pattern is reversed in the evening peak hour, with the majority of the traffic traveling westbound.
12. The existing site driveway will be reconfigured from a shared left-right turn lane to two separate turning lanes with an exclusive left-turn lane and an exclusive right-turn lane.
13. All commercial drivers will be instructed by the facility owners to arrive and exit the facility to and from the east (towards the I-495 corridor). Only drivers who have destinations with local businesses will be instructed to arrive and depart from the west along Bartlett Street. The use of Route 20 through Northborough shall be minimized and limited to local deliveries only.
14. Bartlett Street at Cedar Hill Street intersection improvements will be implemented by the Applicant prior to the issuance of a Certificate of Occupancy.

DECISION

The Planning Board voted five in favor to grant a Site Plan Approval, an Earth Removal Permit, and a Common Driveway Special Permit subject to the following conditions:

Site Plan Approval

1. The development of the site shall conform to the Site Plan dated January 30, 2015, entitled "Crossroads Industrial Park in Northborough, Massachusetts (Worcester County), prepared by Beals and Thomas, Inc.

2. A base line ambient sound level study shall be performed and a base line ambient sound level shall be established prior to the issuance of the Certificate of Occupancy. This study shall be provided to the Inspector of Buildings/Zoning Enforcement Officer.
3. All comments outlined in the February 11, 2015 Fire Chief's letter shall be addressed by the applicant prior to the issuance of a building permit. Letter shall be attached to and made part of this decision.
4. All utility connections in Bartlett Street shall be located within one pavement cut.

5. All erosion control barriers shall be placed no further than ten feet from the limit of work.
6. The existing 16 inch water line in Bartlett Street is shown as an 18 inch water line and shall be corrected on the plans prior to the start of construction.
7. A gate valve shall be added to the waterline to be connected to the existing stub coming from 300 Bartlett Street.
8. All hydrants and valves shall open right.
9. All fire hydrants shall be equipped with five foot fiberglass indicator wands.
10. The need for a water booster station shall be evaluated for each building for both domestic and fire protection in order to serve any elevation above 350.
11. A preconstruction meeting shall be held prior to the start of any work including the cutting of trees.
12. The word "STOP" shall be painted within the roadway in the left turn lane from Cedar Hill Street.
13. The proposed cement concrete raised traffic islands shall be mountable and have scored concrete so as not to interfere with snow plow operations. A detail shall be provided and approved by the Town Engineer prior to the start of any work within the Town's right of way.
14. Topography shall be added to the Conceptual Signing and Striping Plan in order to verify clear line of site at the right turn lane from Cedar Hill Street onto Bartlett Street.
15. A dashed line shall be added to the pavement to guide left turning vehicles from Bartlett Street onto Cedar Hill Street.
16. A detail shall be provided to the Town Engineer for the proposed guardrail and approved prior to the start of any work within the Town's right of way.
17. All work outlined in the Final Signing and Striping Plan shall be completed prior to the issuance of any Certificate of Occupancy.

18. All commercial drivers will be instructed by the facility owners to arrive and exit the facility to and from the east (towards the I-495 corridor). Only drivers who have destinations with local businesses will be instructed to arrive and depart from the west along Bartlett Street. The use of Route 20 through Northborough shall be minimized and limited to local deliveries only.
19. Applicant shall install appropriate lighting at the driveway entrance. Location and design of lighting shall be approved by the Town Engineer prior to installation.

Common Driveway

20. Documents shall be submitted to the Town Planner demonstrating that, through easements, restrictive covenants, or other appropriate legal devices, the maintenance, repair, snow removal and liability for the common driveway shall remain perpetually the responsibility of the private parties or their successors in interest.

Earth Removal

21. Erosion Control measures shall be installed to prevent the movement of material to resource areas or from leaving the site.
22. Earth moving operations shall occur between the hours of 7 AM and 5 PM weekdays and between 7 AM and 12 Noon on Saturdays. No earth moving operation shall be conducted on Sundays or Holidays unless permitted by this Board.
23. Heavy vehicle traffic shall maintain reasonable noise levels and speeds.
24. Any spillage on public roads shall be cleaned up at the end of each day's activity.
25. Dust nuisance shall be kept to a minimum during operations.
26. No cuts greater than 6 feet shall be left at the end of each day. No dangerous conditions such as potential slides of unsupported buildings and banking shall be allowed.
27. No stumps or other debris shall be buried on the site.
28. A minimum of 4 inches of compacted loam shall be placed on all disturbed areas.
29. All excess loam shall be kept within the Town of Northborough.
30. Any change to the natural drainage shall be designed to meet the requirements of the DEP Stormwater Management Policy, the Town Engineer and all local regulations. No drainage shall enter onto a town road without the approval of the Department of Public Works.
31. Equipment will be operated on-site in such a manner as to minimize the creation of excessive vibration, noise and noxious fumes, which may be damaging to abutting persons or property.
32. This Earth Removal Permit portion of this decision shall expire one year from the date of issuance unless renewed by the Planning Board prior to that date. This permit may be renewed in accordance with General Legislation Chapter 2-28 of the Town of Northborough.
33. In the event this permit is allowed to expire prior to the completion of all work to the satisfaction of the Planning Board all monies posted to complete this project shall become the property of the Town of Northborough.

33. The Earth Removal Permit is for the removal of up to 86,000 cubic yards of borrow material.
34. All existing loam and topsoil shall be stockpiled and kept on site until the project is completed and determined to be excess.
35. A maximum of 50 acres feet may be disturbed.
36. Tire scrubbers shall be installed and maintained to the satisfaction of the Planning Board and the Town Engineer.


General

37. Upon completion of all the above conditions, the Planning Board shall forward a letter to the treasurer and bonding agency (as appropriate) indicating all monies and interest posted to complete this project shall be returned to the applicant.
38. Upon completion of the work covered by this Permit, the applicant shall submit an as-built plan. The as-built plan shall include, at a minimum, and as applicable to the project, elevation of all pipe inverts and outlets, pipe sizes, materials, slopes; all other drainage structures; limits of clearing, grading and fill; all structures, pavement; contours; off-site improvements and all dates of fieldwork. Upon approval by the Town Engineer one (1) mylar and three (3) paper copies of the as-built plan shall be submitted in addition to an electronic copy compatible with the Town's GIS system.
39. A bond in the amount of \$215,000 shall be posted prior to the start of any work, to insure the complete stabilization of the disturbed area if the project is not completed in accordance with the approved plan.


NORTHBOROUGH PLANNING BOARD



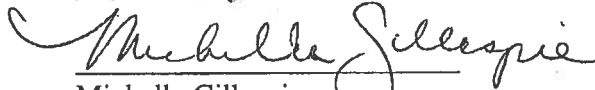
Theresa Capobianco, Chairman



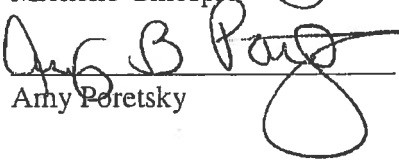
George E. Pember



Leslie Harrison

















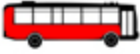



















Michelle Gillespie



Amy Peretsky

Appendix B

Class 1 Motorcycles		Class 7 Four or more axle, single unit	
Class 2 Passenger cars		Class 8 Four or less axle, single trailer	
			
			
			
Class 3 Four tire, single unit		Class 9 5-Axle tractor semitrailer	
			
			
Class 4 Buses		Class 10 Six or more axle, single trailer	
			
		Class 11 Five or less axle, multi trailer	
Class 5 Two axle, six tire, single unit		Class 12 Six axle, multi-trailer	
			
		Class 13 Seven or more axle, multi-trailer	
Class 6 Three axle, single unit			
			
			

Appendix C



PRECISION
D A T A
INDUSTRIES, LLC

P.O. Box 301 Berlin, MA 01503
Office: 508.481.3999 Fax: 508.545.1234
Email: datarequests@pdillc.com

File Name : 144251 A
Site Code : TBA
Start Date : 12/17/2014
Page No : 1

S: FedEx Driveway
E/W: Bartlett Street
City, State: Northborough, MA
Client: VHB/ E. Chan

Groups Printed- Cars - Heavy Vehicles

Start Time	Bartlett Street From East			FedEx Driveway From South			Bartlett Street From West			Int. Total
	Thru	Left	U-Turn	Right	Left	U-Turn	Right	Thru	U-Turn	
07:00 AM	129	2	0	1	1	0	2	101	0	236
07:15 AM	34	2	0	0	0	0	2	98	0	136
07:30 AM	36	1	0	3	4	0	0	109	0	153
07:45 AM	50	3	0	2	0	0	0	147	0	202
Total	249	8	0	6	5	0	4	455	0	727
08:00 AM	54	2	0	0	0	0	2	138	0	196
08:15 AM	47	3	0	2	0	0	5	134	0	191
08:30 AM	41	2	0	2	1	0	3	153	0	202
08:45 AM	40	5	0	1	2	0	3	109	0	160
Total	182	12	0	5	3	0	13	534	0	749
Grand Total	431	20	0	11	8	0	17	989	0	1476
Apprch %	95.6	4.4	0	57.9	42.1	0	1.7	98.3	0	
Total %	29.2	1.4	0	0.7	0.5	0	1.2	67	0	
Cars	408	16	0	8	6	0	16	921	0	1375
% Cars	94.7	80	0	72.7	75	0	94.1	93.1	0	93.2
Heavy Vehicles	23	4	0	3	2	0	1	68	0	101
% Heavy Vehicles	5.3	20	0	27.3	25	0	5.9	6.9	0	6.8

Start Time	Bartlett Street From East				FedEx Driveway From South				Bartlett Street From West				Int. Total
	Thru	Left	U-Turn	App. Total	Right	Left	U-Turn	App. Total	Right	Thru	U-Turn	App. Total	
Peak Hour Analysis From 07:00 AM to 08:45 AM - Peak 1 of 1													
Peak Hour for Entire Intersection Begins at 07:45 AM													
07:45 AM	50	3	0	53	2	0	0	2	0	147	0	147	202
08:00 AM	54	2	0	56	0	0	0	0	2	138	0	140	196
08:15 AM	47	3	0	50	2	0	0	2	5	134	0	139	191
08:30 AM	41	2	0	43	2	1	0	3	3	153	0	156	202
Total Volume	192	10	0	202	6	1	0	7	10	572	0	582	791
% App. Total	95	5	0		85.7	14.3	0		1.7	98.3	0		
PHF	.889	.833	.000	.902	.750	.250	.000	.583	.500	.935	.000	.933	.979
Cars	182	8	0	190	3	1	0	4	9	536	0	545	739
% Cars	94.8	80.0	0	94.1	50.0	100	0	57.1	90.0	93.7	0	93.6	93.4
Heavy Vehicles	10	2	0	12	3	0	0	3	1	36	0	37	52
% Heavy Vehicles	5.2	20.0	0	5.9	50.0	0	0	42.9	10.0	6.3	0	6.4	6.6



PRECISION
D A T A
INDUSTRIES, LLC

P.O. Box 301 Berlin, MA 01503
Office: 508.481.3999 Fax: 508.545.1234
Email: datarequests@pdillc.com

File Name : 144251 A
Site Code : TBA
Start Date : 12/17/2014
Page No : 1

S: FedEx Driveway
E/W: Bartlett Street
City, State: Northborough, MA
Client: VHB/ E. Chan

Groups Printed- Cars

Start Time	Bartlett Street From East			FedEx Driveway From South			Bartlett Street From West			Int. Total
	Thru	Left	U-Turn	Right	Left	U-Turn	Right	Thru	U-Turn	
07:00 AM	126	2	0	1	1	0	2	88	0	220
07:15 AM	30	2	0	0	0	0	2	93	0	127
07:30 AM	32	1	0	3	4	0	0	105	0	145
07:45 AM	49	3	0	2	0	0	0	137	0	191
Total	237	8	0	6	5	0	4	423	0	683
08:00 AM	47	2	0	0	0	0	2	130	0	181
08:15 AM	46	2	0	1	0	0	4	126	0	179
08:30 AM	40	1	0	0	1	0	3	143	0	188
08:45 AM	38	3	0	1	0	0	3	99	0	144
Total	171	8	0	2	1	0	12	498	0	692
Grand Total	408	16	0	8	6	0	16	921	0	1375
Apprch %	96.2	3.8	0	57.1	42.9	0	1.7	98.3	0	
Total %	29.7	1.2	0	0.6	0.4	0	1.2	67	0	

Start Time	Bartlett Street From East				FedEx Driveway From South				Bartlett Street From West				Int. Total
	Thru	Left	U-Turn	App. Total	Right	Left	U-Turn	App. Total	Right	Thru	U-Turn	App. Total	
Peak Hour Analysis From 07:00 AM to 08:45 AM - Peak 1 of 1													
Peak Hour for Entire Intersection Begins at 07:45 AM													
07:45 AM	49	3	0	52	2	0	0	2	0	137	0	137	191
08:00 AM	47	2	0	49	0	0	0	0	2	130	0	132	181
08:15 AM	46	2	0	48	1	0	0	1	4	126	0	130	179
08:30 AM	40	1	0	41	0	1	0	1	3	143	0	146	188
Total Volume	182	8	0	190	3	1	0	4	9	536	0	545	739
% App. Total	95.8	4.2	0		75	25	0		1.7	98.3	0		
PHF	.929	.667	.000	.913	.375	.250	.000	.500	.563	.937	.000	.933	.967



PRECISION
D A T A
INDUSTRIES, LLC

P.O. Box 301 Berlin, MA 01503
Office: 508.481.3999 Fax: 508.545.1234
Email: datarequests@pdillc.com

File Name : 144251 A
Site Code : TBA
Start Date : 12/17/2014
Page No : 1

S: FedEx Driveway
E/W: Bartlett Street
City, State: Northborough, MA
Client: VHB/ E. Chan

Groups Printed- Heavy Vehicles

Start Time	Bartlett Street From East			FedEx Driveway From South			Bartlett Street From West			Int. Total
	Thru	Left	U-Turn	Right	Left	U-Turn	Right	Thru	U-Turn	
07:00 AM	3	0	0	0	0	0	0	13	0	16
07:15 AM	4	0	0	0	0	0	0	5	0	9
07:30 AM	4	0	0	0	0	0	0	4	0	8
07:45 AM	1	0	0	0	0	0	0	10	0	11
Total	12	0	0	0	0	0	0	32	0	44
08:00 AM	7	0	0	0	0	0	0	8	0	15
08:15 AM	1	1	0	1	0	0	1	8	0	12
08:30 AM	1	1	0	2	0	0	0	10	0	14
08:45 AM	2	2	0	0	2	0	0	10	0	16
Total	11	4	0	3	2	0	1	36	0	57
Grand Total	23	4	0	3	2	0	1	68	0	101
Apprch %	85.2	14.8	0	60	40	0	1.4	98.6	0	
Total %	22.8	4	0	3	2	0	1	67.3	0	

Start Time	Bartlett Street From East				FedEx Driveway From South				Bartlett Street From West				Int. Total
	Thru	Left	U-Turn	App. Total	Right	Left	U-Turn	App. Total	Right	Thru	U-Turn	App. Total	
Peak Hour Analysis From 07:00 AM to 08:45 AM - Peak 1 of 1													
Peak Hour for Entire Intersection Begins at 08:00 AM													
08:00 AM	7	0	0	7	0	0	0	0	0	8	0	8	15
08:15 AM	1	1	0	2	1	0	0	1	1	8	0	9	12
08:30 AM	1	1	0	2	2	0	0	2	0	10	0	10	14
08:45 AM	2	2	0	4	0	2	0	2	0	10	0	10	16
Total Volume	11	4	0	15	3	2	0	5	1	36	0	37	57
% App. Total	73.3	26.7	0		60	40	0		2.7	97.3	0		
PHF	.393	.500	.000	.536	.375	.250	.000	.625	.250	.900	.000	.925	.891




PRECISION
D A T A
INDUSTRIES, LLC

P.O. Box 301 Berlin, MA 01503
Office: 508.481.3999 Fax: 508.545.1234
Email: datarequests@pdillc.com

S: FedEx Driveway
E/W: Bartlett Street
City, State: Northborough, MA
Client: VHB/ E. Chan

File Name : 144251 A
Site Code : TBA
Start Date : 12/17/2014
Page No : 1

Start Time	Bartlett Street From East				FedEx Driveway From South				Bartlett Street From West				Int. Total
	Thru	Left	U-Turn	App. Total	Right	Left	U-Turn	App. Total	Right	Thru	U-Turn	App. Total	
Peak Hour Analysis From 07:00 AM to 08:45 AM - Peak 1 of 1													
Peak Hour for Entire Intersection Begins at 07:45 AM													
07:45 AM	50	3	0	53	2	0	0	2	0	147	0	147	202
08:00 AM	54	2	0	56	0	0	0	0	2	138	0	140	196
08:15 AM	47	3	0	50	2	0	0	2	5	134	0	139	191
08:30 AM	41	2	0	43	2	1	0	3	3	153	0	156	202
Total Volume	192	10	0	202	6	1	0	7	10	572	0	582	791
% App. Total	95	5	0		85.7	14.3	0		1.7	98.3	0		
PHF	.889	.833	.000	.902	.750	.250	.000	.583	.500	.935	.000	.933	.979
Cars	182	8	0	190	3	1	0	4	9	536	0	545	739
% Cars	94.8	80.0	0	94.1	50.0	100	0	57.1	90.0	93.7	0	93.6	93.4
Heavy Vehicles	10	2	0	12	3	0	0	3	1	36	0	37	52
% Heavy Vehicles	5.2	20.0	0	5.9	50.0	0	0	42.9	10.0	6.3	0	6.4	6.6





PRECISION
D A T A
INDUSTRIES, LLC

P.O. Box 301 Berlin, MA 01503
Office: 508.481.3999 Fax: 508.545.1234
Email: datarequests@pdillc.com

File Name : 144251 AA
Site Code : TBA
Start Date : 12/17/2014
Page No : 1

S: FedEx Driveway
E/W: Bartlett Street
City, State: Northborough, MA
Client: VHB/ E. Chan

Groups Printed- Cars - Heavy Vehicles

Start Time	Bartlett Street From East			FedEx Driveway From South			Bartlett Street From West			Int. Total
	Thru	Left	U-Turn	Right	Left	U-Turn	Right	Thru	U-Turn	
04:00 PM	82	0	0	1	1	0	0	48	0	132
04:15 PM	84	2	0	0	1	0	1	51	0	139
04:30 PM	140	0	0	0	3	0	3	35	0	181
04:45 PM	133	0	0	1	2	0	2	47	0	185
Total	439	2	0	2	7	0	6	181	0	637
05:00 PM	180	3	0	2	2	0	1	48	0	236
05:15 PM	156	3	0	0	1	0	2	44	0	206
05:30 PM	170	1	0	2	0	0	1	52	0	226
05:45 PM	152	3	0	0	1	0	4	39	0	199
Total	658	10	0	4	4	0	8	183	0	867
Grand Total	1097	12	0	6	11	0	14	364	0	1504
Apprch %	98.9	1.1	0	35.3	64.7	0	3.7	96.3	0	
Total %	72.9	0.8	0	0.4	0.7	0	0.9	24.2	0	
Cars	1050	3	0	5	11	0	7	355	0	1431
% Cars	95.7	25	0	83.3	100	0	50	97.5	0	95.1
Heavy Vehicles	47	9	0	1	0	0	7	9	0	73
% Heavy Vehicles	4.3	75	0	16.7	0	0	50	2.5	0	4.9

Start Time	Bartlett Street From East				FedEx Driveway From South				Bartlett Street From West				Int. Total
	Thru	Left	U-Turn	App. Total	Right	Left	U-Turn	App. Total	Right	Thru	U-Turn	App. Total	
Peak Hour Analysis From 04:00 PM to 05:45 PM - Peak 1 of 1													
Peak Hour for Entire Intersection Begins at 05:00 PM													
05:00 PM	180	3	0	183	2	2	0	4	1	48	0	49	236
05:15 PM	156	3	0	159	0	1	0	1	2	44	0	46	206
05:30 PM	170	1	0	171	2	0	0	2	1	52	0	53	226
05:45 PM	152	3	0	155	0	1	0	1	4	39	0	43	199
Total Volume	658	10	0	668	4	4	0	8	8	183	0	191	867
% App. Total	98.5	1.5	0		50	50	0		4.2	95.8	0		
PHF	.914	.833	.000	.913	.500	.500	.000	.500	.500	.880	.000	.901	.918
Cars	639	3	0	642	4	4	0	8	3	178	0	181	831
% Cars	97.1	30.0	0	96.1	100	100	0	100	37.5	97.3	0	94.8	95.8
Heavy Vehicles	19	7	0	26	0	0	0	0	5	5	0	10	36
% Heavy Vehicles	2.9	70.0	0	3.9	0	0	0	0	62.5	2.7	0	5.2	4.2



PRECISION
D A T A
INDUSTRIES, LLC

P.O. Box 301 Berlin, MA 01503
Office: 508.481.3999 Fax: 508.545.1234
Email: datarequests@pdillc.com

File Name : 144251 AA
Site Code : TBA
Start Date : 12/17/2014
Page No : 1

S: FedEx Driveway
E/W: Bartlett Street
City, State: Northborough, MA
Client: VHB/ E. Chan

Groups Printed- Cars

Start Time	Bartlett Street From East			FedEx Driveway From South			Bartlett Street From West			Int. Total
	Thru	Left	U-Turn	Right	Left	U-Turn	Right	Thru	U-Turn	
04:00 PM	79	0	0	0	1	0	0	46	0	126
04:15 PM	78	0	0	0	1	0	1	50	0	130
04:30 PM	130	0	0	0	3	0	2	34	0	169
04:45 PM	124	0	0	1	2	0	1	47	0	175
Total	411	0	0	1	7	0	4	177	0	600
05:00 PM	175	1	0	2	2	0	1	46	0	227
05:15 PM	154	1	0	0	1	0	0	43	0	199
05:30 PM	165	1	0	2	0	0	0	51	0	219
05:45 PM	145	0	0	0	1	0	2	38	0	186
Total	639	3	0	4	4	0	3	178	0	831
Grand Total	1050	3	0	5	11	0	7	355	0	1431
Apprch %	99.7	0.3	0	31.2	68.8	0	1.9	98.1	0	
Total %	73.4	0.2	0	0.3	0.8	0	0.5	24.8	0	

Start Time	Bartlett Street From East				FedEx Driveway From South				Bartlett Street From West				Int. Total
	Thru	Left	U-Turn	App. Total	Right	Left	U-Turn	App. Total	Right	Thru	U-Turn	App. Total	
Peak Hour Analysis From 04:00 PM to 05:45 PM - Peak 1 of 1													
Peak Hour for Entire Intersection Begins at 05:00 PM													
05:00 PM	175	1	0	176	2	2	0	4	1	46	0	47	227
05:15 PM	154	1	0	155	0	1	0	1	0	43	0	43	199
05:30 PM	165	1	0	166	2	0	0	2	0	51	0	51	219
05:45 PM	145	0	0	145	0	1	0	1	2	38	0	40	186
Total Volume	639	3	0	642	4	4	0	8	3	178	0	181	831
% App. Total	99.5	0.5	0		50	50	0		1.7	98.3	0		
PHF	.913	.750	.000	.912	.500	.500	.000	.500	.375	.873	.000	.887	.915



PRECISION
D A T A
INDUSTRIES, LLC

P.O. Box 301 Berlin, MA 01503
Office: 508.481.3999 Fax: 508.545.1234
Email: datarequests@pdillc.com

File Name : 144251 AA
Site Code : TBA
Start Date : 12/17/2014
Page No : 1

S: FedEx Driveway
E/W: Bartlett Street
City, State: Northborough, MA
Client: VHB/ E. Chan

Groups Printed- Heavy Vehicles

Start Time	Bartlett Street From East			FedEx Driveway From South			Bartlett Street From West			Int. Total
	Thru	Left	U-Turn	Right	Left	U-Turn	Right	Thru	U-Turn	
04:00 PM	3	0	0	1	0	0	0	2	0	6
04:15 PM	6	2	0	0	0	0	0	1	0	9
04:30 PM	10	0	0	0	0	0	1	1	0	12
04:45 PM	9	0	0	0	0	0	1	0	0	10
Total	28	2	0	1	0	0	2	4	0	37
05:00 PM	5	2	0	0	0	0	0	2	0	9
05:15 PM	2	2	0	0	0	0	2	1	0	7
05:30 PM	5	0	0	0	0	0	1	1	0	7
05:45 PM	7	3	0	0	0	0	2	1	0	13
Total	19	7	0	0	0	0	5	5	0	36
Grand Total	47	9	0	1	0	0	7	9	0	73
Apprch %	83.9	16.1	0	100	0	0	43.8	56.2	0	
Total %	64.4	12.3	0	1.4	0	0	9.6	12.3	0	

Start Time	Bartlett Street From East				FedEx Driveway From South				Bartlett Street From West				Int. Total
	Thru	Left	U-Turn	App. Total	Right	Left	U-Turn	App. Total	Right	Thru	U-Turn	App. Total	
Peak Hour Analysis From 04:00 PM to 05:45 PM - Peak 1 of 1													
Peak Hour for Entire Intersection Begins at 04:15 PM													
04:15 PM	6	2	0	8	0	0	0	0	0	1	0	1	9
04:30 PM	10	0	0	10	0	0	0	0	1	1	0	2	12
04:45 PM	9	0	0	9	0	0	0	0	1	0	0	1	10
05:00 PM	5	2	0	7	0	0	0	0	0	2	0	2	9
Total Volume	30	4	0	34	0	0	0	0	2	4	0	6	40
% App. Total	88.2	11.8	0		0	0	0		33.3	66.7	0		
PHF	.750	.500	.000	.850	.000	.000	.000	.000	.500	.500	.000	.750	.833



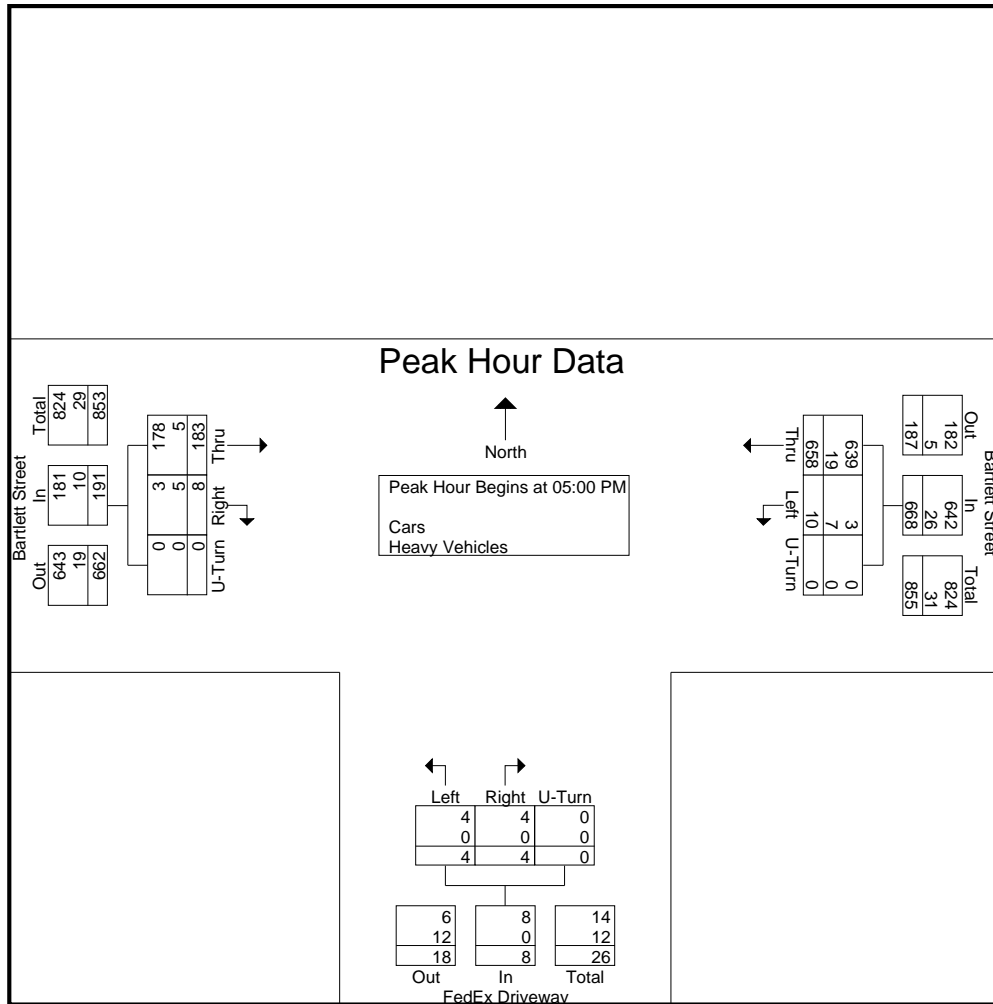
PRECISION
D A T A
INDUSTRIES, LLC

P.O. Box 301 Berlin, MA 01503
Office: 508.481.3999 Fax: 508.545.1234
Email: datarequests@pdillc.com

S: FedEx Driveway
E/W: Bartlett Street
City, State: Northborough, MA
Client: VHB/ E. Chan

File Name : 144251 AA
Site Code : TBA
Start Date : 12/17/2014
Page No : 1

Start Time	Bartlett Street From East				FedEx Driveway From South				Bartlett Street From West				Int. Total
	Thru	Left	U-Turn	App. Total	Right	Left	U-Turn	App. Total	Right	Thru	U-Turn	App. Total	
Peak Hour Analysis From 04:00 PM to 05:45 PM - Peak 1 of 1													
Peak Hour for Entire Intersection Begins at 05:00 PM													
05:00 PM	180	3	0	183	2	2	0	4	1	48	0	49	236
05:15 PM	156	3	0	159	0	1	0	1	2	44	0	46	206
05:30 PM	170	1	0	171	2	0	0	2	1	52	0	53	226
05:45 PM	152	3	0	155	0	1	0	1	4	39	0	43	199
Total Volume	658	10	0	668	4	4	0	8	8	183	0	191	867
% App. Total	98.5	1.5	0		50	50	0		4.2	95.8	0		
PHF	.914	.833	.000	.913	.500	.500	.000	.500	.500	.880	.000	.901	.918
Cars	639	3	0	642	4	4	0	8	3	178	0	181	831
% Cars	97.1	30.0	0	96.1	100	100	0	100	37.5	97.3	0	94.8	95.8
Heavy Vehicles	19	7	0	26	0	0	0	0	5	5	0	10	36
% Heavy Vehicles	2.9	70.0	0	3.9	0	0	0	0	62.5	2.7	0	5.2	4.2





PRECISION
D A T A
INDUSTRIES, LLC

P.O. Box 301 Berlin, MA 01503
Office: 508.481.3999 Fax: 508.545.1234
Email: datarequests@pdillc.com

S: Lyman Street
E/W: Bartlett Street
City, State: Northborough, MA
Client: VHB/ E. Chan

File Name : 144251 B
Site Code : TBA
Start Date : 12/17/2014
Page No : 1

Groups Printed- Cars - Heavy Vehicles

Start Time	Bartlett Street From East			Lyman Street From South			Bartlett Street From West			Int. Total
	Thru	Left	U-Turn	Right	Left	U-Turn	Right	Thru	U-Turn	
07:00 AM	116	18	0	24	56	0	25	77	0	316
07:15 AM	17	17	0	29	19	0	25	69	0	176
07:30 AM	22	13	0	30	14	0	25	83	0	187
07:45 AM	31	21	0	55	19	0	33	104	0	263
Total	186	69	0	138	108	0	108	333	0	942
08:00 AM	34	21	0	34	18	0	38	105	0	250
08:15 AM	23	18	0	38	25	0	46	97	0	247
08:30 AM	24	19	0	54	21	0	50	99	0	267
08:45 AM	22	13	0	43	14	0	41	79	0	212
Total	103	71	0	169	78	0	175	380	0	976
Grand Total	289	140	0	307	186	0	283	713	0	1918
Apprch %	67.4	32.6	0	62.3	37.7	0	28.4	71.6	0	
Total %	15.1	7.3	0	16	9.7	0	14.8	37.2	0	
Cars	276	128	0	274	150	0	263	694	0	1785
% Cars	95.5	91.4	0	89.3	80.6	0	92.9	97.3	0	93.1
Heavy Vehicles	13	12	0	33	36	0	20	19	0	133
% Heavy Vehicles	4.5	8.6	0	10.7	19.4	0	7.1	2.7	0	6.9

Start Time	Bartlett Street From East				Lyman Street From South				Bartlett Street From West				Int. Total
	Thru	Left	U-Turn	App. Total	Right	Left	U-Turn	App. Total	Right	Thru	U-Turn	App. Total	
Peak Hour Analysis From 07:00 AM to 08:45 AM - Peak 1 of 1													
Peak Hour for Entire Intersection Begins at 07:45 AM													
07:45 AM	31	21	0	52	55	19	0	74	33	104	0	137	263
08:00 AM	34	21	0	55	34	18	0	52	38	105	0	143	250
08:15 AM	23	18	0	41	38	25	0	63	46	97	0	143	247
08:30 AM	24	19	0	43	54	21	0	75	50	99	0	149	267
Total Volume	112	79	0	191	181	83	0	264	167	405	0	572	1027
% App. Total	58.6	41.4	0		68.6	31.4	0		29.2	70.8	0		
PHF	.824	.940	.000	.868	.823	.830	.000	.880	.835	.964	.000	.960	.962
Cars	109	73	0	182	161	58	0	219	157	399	0	556	957
% Cars	97.3	92.4	0	95.3	89.0	69.9	0	83.0	94.0	98.5	0	97.2	93.2
Heavy Vehicles	3	6	0	9	20	25	0	45	10	6	0	16	70
% Heavy Vehicles	2.7	7.6	0	4.7	11.0	30.1	0	17.0	6.0	1.5	0	2.8	6.8



PRECISION
D A T A
INDUSTRIES, LLC

P.O. Box 301 Berlin, MA 01503
Office: 508.481.3999 Fax: 508.545.1234
Email: datarequests@pdillc.com

File Name : 144251 B
Site Code : TBA
Start Date : 12/17/2014
Page No : 1

S: Lyman Street
E/W: Bartlett Street
City, State: Northborough, MA
Client: VHB/ E. Chan

Groups Printed- Cars

Start Time	Bartlett Street From East			Lyman Street From South			Bartlett Street From West			Int. Total
	Thru	Left	U-Turn	Right	Left	U-Turn	Right	Thru	U-Turn	
07:00 AM	113	15	0	23	50	0	21	67	0	289
07:15 AM	16	16	0	26	18	0	23	69	0	168
07:30 AM	20	12	0	27	11	0	25	82	0	177
07:45 AM	30	21	0	47	12	0	31	104	0	245
Total	179	64	0	123	91	0	100	322	0	879
08:00 AM	32	17	0	29	15	0	34	104	0	231
08:15 AM	23	17	0	37	17	0	44	94	0	232
08:30 AM	24	18	0	48	14	0	48	97	0	249
08:45 AM	18	12	0	37	13	0	37	77	0	194
Total	97	64	0	151	59	0	163	372	0	906
Grand Total	276	128	0	274	150	0	263	694	0	1785
Apprch %	68.3	31.7	0	64.6	35.4	0	27.5	72.5	0	
Total %	15.5	7.2	0	15.4	8.4	0	14.7	38.9	0	

Start Time	Bartlett Street From East				Lyman Street From South				Bartlett Street From West				Int. Total
	Thru	Left	U-Turn	App. Total	Right	Left	U-Turn	App. Total	Right	Thru	U-Turn	App. Total	
Peak Hour Analysis From 07:00 AM to 08:45 AM - Peak 1 of 1													
Peak Hour for Entire Intersection Begins at 07:45 AM													
07:45 AM	30	21	0	51	47	12	0	59	31	104	0	135	245
08:00 AM	32	17	0	49	29	15	0	44	34	104	0	138	231
08:15 AM	23	17	0	40	37	17	0	54	44	94	0	138	232
08:30 AM	24	18	0	42	48	14	0	62	48	97	0	145	249
Total Volume	109	73	0	182	161	58	0	219	157	399	0	556	957
% App. Total	59.9	40.1	0		73.5	26.5	0		28.2	71.8	0		
PHF	.852	.869	.000	.892	.839	.853	.000	.883	.818	.959	.000	.959	.961



PRECISION
D A T A
INDUSTRIES, LLC

P.O. Box 301 Berlin, MA 01503
Office: 508.481.3999 Fax: 508.545.1234
Email: datarequests@pdillc.com

File Name : 144251 B
Site Code : TBA
Start Date : 12/17/2014
Page No : 1

S: Lyman Street
E/W: Bartlett Street
City, State: Northborough, MA
Client: VHB/ E. Chan

Groups Printed- Heavy Vehicles

Start Time	Bartlett Street From East			Lyman Street From South			Bartlett Street From West			Int. Total
	Thru	Left	U-Turn	Right	Left	U-Turn	Right	Thru	U-Turn	
07:00 AM	3	3	0	1	6	0	4	10	0	27
07:15 AM	1	1	0	3	1	0	2	0	0	8
07:30 AM	2	1	0	3	3	0	0	1	0	10
07:45 AM	1	0	0	8	7	0	2	0	0	18
Total	7	5	0	15	17	0	8	11	0	63
08:00 AM	2	4	0	5	3	0	4	1	0	19
08:15 AM	0	1	0	1	8	0	2	3	0	15
08:30 AM	0	1	0	6	7	0	2	2	0	18
08:45 AM	4	1	0	6	1	0	4	2	0	18
Total	6	7	0	18	19	0	12	8	0	70
Grand Total	13	12	0	33	36	0	20	19	0	133
Apprch %	52	48	0	47.8	52.2	0	51.3	48.7	0	
Total %	9.8	9	0	24.8	27.1	0	15	14.3	0	

Start Time	Bartlett Street From East				Lyman Street From South				Bartlett Street From West				Int. Total
	Thru	Left	U-Turn	App. Total	Right	Left	U-Turn	App. Total	Right	Thru	U-Turn	App. Total	
Peak Hour Analysis From 07:00 AM to 08:45 AM - Peak 1 of 1													
Peak Hour for Entire Intersection Begins at 07:45 AM													
07:45 AM	1	0	0	1	8	7	0	15	2	0	0	2	18
08:00 AM	2	4	0	6	5	3	0	8	4	1	0	5	19
08:15 AM	0	1	0	1	1	8	0	9	2	3	0	5	15
08:30 AM	0	1	0	1	6	7	0	13	2	2	0	4	18
Total Volume	3	6	0	9	20	25	0	45	10	6	0	16	70
% App. Total	33.3	66.7	0		44.4	55.6	0		62.5	37.5	0		
PHF	.375	.375	.000	.375	.625	.781	.000	.750	.625	.500	.000	.800	.921



PRECISION
D A T A
INDUSTRIES, LLC

P.O. Box 301 Berlin, MA 01503
Office: 508.481.3999 Fax: 508.545.1234
Email: datarequests@pdillc.com

S: Lyman Street
E/W: Bartlett Street
City, State: Northborough, MA
Client: VHB/ E. Chan

File Name : 144251 B
Site Code : TBA
Start Date : 12/17/2014
Page No : 1

Groups Printed- Cars - Heavy Vehicles

Start Time	Bartlett Street From East			Lyman Street From South			Bartlett Street From West			Int. Total
	Thru	Left	U-Turn	Right	Left	U-Turn	Right	Thru	U-Turn	
07:00 AM	116	18	0	24	56	0	25	77	0	316
07:15 AM	17	17	0	29	19	0	25	69	0	176
07:30 AM	22	13	0	30	14	0	25	83	0	187
07:45 AM	31	21	0	55	19	0	33	104	0	263
Total	186	69	0	138	108	0	108	333	0	942
08:00 AM	34	21	0	34	18	0	38	105	0	250
08:15 AM	23	18	0	38	25	0	46	97	0	247
08:30 AM	24	19	0	54	21	0	50	99	0	267
08:45 AM	22	13	0	43	14	0	41	79	0	212
Total	103	71	0	169	78	0	175	380	0	976
Grand Total	289	140	0	307	186	0	283	713	0	1918
Apprch %	67.4	32.6	0	62.3	37.7	0	28.4	71.6	0	
Total %	15.1	7.3	0	16	9.7	0	14.8	37.2	0	
Cars	276	128	0	274	150	0	263	694	0	1785
% Cars	95.5	91.4	0	89.3	80.6	0	92.9	97.3	0	93.1
Heavy Vehicles	13	12	0	33	36	0	20	19	0	133
% Heavy Vehicles	4.5	8.6	0	10.7	19.4	0	7.1	2.7	0	6.9


Start Time	Bartlett Street From East				Lyman Street From South				Bartlett Street From West				Int. Total
	Thru	Left	U-Turn	App. Total	Right	Left	U-Turn	App. Total	Right	Thru	U-Turn	App. Total	
Peak Hour Analysis From 07:00 AM to 08:45 AM - Peak 1 of 1													
Peak Hour for Entire Intersection Begins at 07:45 AM													
07:45 AM	31	21	0	52	55	19	0	74	33	104	0	137	263
08:00 AM	34	21	0	55	34	18	0	52	38	105	0	143	250
08:15 AM	23	18	0	41	38	25	0	63	46	97	0	143	247
08:30 AM	24	19	0	43	54	21	0	75	50	99	0	149	267
Total Volume	112	79	0	191	181	83	0	264	167	405	0	572	1027
% App. Total	58.6	41.4	0		68.6	31.4	0		29.2	70.8	0		
PHF	.824	.940	.000	.868	.823	.830	.000	.880	.835	.964	.000	.960	.962
Cars	109	73	0	182	161	58	0	219	157	399	0	556	957
% Cars	97.3	92.4	0	95.3	89.0	69.9	0	83.0	94.0	98.5	0	97.2	93.2
Heavy Vehicles	3	6	0	9	20	25	0	45	10	6	0	16	70
% Heavy Vehicles	2.7	7.6	0	4.7	11.0	30.1	0	17.0	6.0	1.5	0	2.8	6.8

S: Lyman Street
 E/W: Bartlett Street
 City, State: Northborough, MA
 Client: VHB/ E. Chan



PRECISION
 DATA
 INDUSTRIES, LLC
 P.O. Box 301 Berlin, MA 01503
 Office: 508.481.3999 Fax: 508.545.1234
 Email: datarequests@pdillc.com

File Name : 144251 B
 Site Code : TBA
 Start Date : 12/17/2014
 Page No : 2





PRECISION
D A T A
INDUSTRIES, LLC

P.O. Box 301 Berlin, MA 01503
Office: 508.481.3999 Fax: 508.545.1234
Email: datarequests@pdillc.com

S: Lyman Street
E/W: Bartlett Street
City, State: Northborough, MA
Client: VHB/ E. Chan

File Name : 144251 BB
Site Code : TBA
Start Date : 12/17/2014
Page No : 1

Groups Printed- Cars - Heavy Vehicles

Start Time	Bartlett Street From East			Lyman Street From South			Bartlett Street From West			Int. Total
	Thru	Left	U-Turn	Right	Left	U-Turn	Right	Thru	U-Turn	
04:00 PM	56	25	0	22	35	0	33	23	0	194
04:15 PM	57	22	0	28	26	0	34	23	0	190
04:30 PM	91	38	0	15	26	0	21	22	0	213
04:45 PM	80	49	0	24	26	0	12	23	0	214
Total	284	134	0	89	113	0	100	91	0	811
05:00 PM	103	73	0	22	44	0	28	23	0	293
05:15 PM	92	73	0	23	30	0	31	27	0	276
05:30 PM	91	78	0	18	31	0	29	33	0	280
05:45 PM	89	52	0	21	24	0	23	24	0	233
Total	375	276	0	84	129	0	111	107	0	1082
Grand Total	659	410	0	173	242	0	211	198	0	1893
Apprch %	61.6	38.4	0	41.7	58.3	0	51.6	48.4	0	
Total %	34.8	21.7	0	9.1	12.8	0	11.1	10.5	0	
Cars	656	394	0	159	240	0	196	193	0	1838
% Cars	99.5	96.1	0	91.9	99.2	0	92.9	97.5	0	97.1
Heavy Vehicles	3	16	0	14	2	0	15	5	0	55
% Heavy Vehicles	0.5	3.9	0	8.1	0.8	0	7.1	2.5	0	2.9

Start Time	Bartlett Street From East				Lyman Street From South				Bartlett Street From West				Int. Total
	Thru	Left	U-Turn	App. Total	Right	Left	U-Turn	App. Total	Right	Thru	U-Turn	App. Total	
Peak Hour Analysis From 04:00 PM to 05:45 PM - Peak 1 of 1													
Peak Hour for Entire Intersection Begins at 05:00 PM													
05:00 PM	103	73	0	176	22	44	0	66	28	23	0	51	293
05:15 PM	92	73	0	165	23	30	0	53	31	27	0	58	276
05:30 PM	91	78	0	169	18	31	0	49	29	33	0	62	280
05:45 PM	89	52	0	141	21	24	0	45	23	24	0	47	233
Total Volume	375	276	0	651	84	129	0	213	111	107	0	218	1082
% App. Total	57.6	42.4	0		39.4	60.6	0		50.9	49.1	0		
PHF	.910	.885	.000	.925	.913	.733	.000	.807	.895	.811	.000	.879	.923
Cars	373	270	0	643	76	128	0	204	106	103	0	209	1056
% Cars	99.5	97.8	0	98.8	90.5	99.2	0	95.8	95.5	96.3	0	95.9	97.6
Heavy Vehicles	2	6	0	8	8	1	0	9	5	4	0	9	26
% Heavy Vehicles	0.5	2.2	0	1.2	9.5	0.8	0	4.2	4.5	3.7	0	4.1	2.4



PRECISION
D A T A
INDUSTRIES, LLC

P.O. Box 301 Berlin, MA 01503
Office: 508.481.3999 Fax: 508.545.1234
Email: datarequests@pdillc.com

File Name : 144251 BB
Site Code : TBA
Start Date : 12/17/2014
Page No : 1

S: Lyman Street
E/W: Bartlett Street
City, State: Northborough, MA
Client: VHB/ E. Chan

Groups Printed- Cars

Start Time	Bartlett Street From East			Lyman Street From South			Bartlett Street From West			Int. Total
	Thru	Left	U-Turn	Right	Left	U-Turn	Right	Thru	U-Turn	
04:00 PM	55	24	0	18	35	0	28	23	0	183
04:15 PM	57	19	0	27	26	0	31	23	0	183
04:30 PM	91	35	0	14	26	0	21	22	0	209
04:45 PM	80	46	0	24	25	0	10	22	0	207
Total	283	124	0	83	112	0	90	90	0	782
05:00 PM	103	69	0	20	44	0	27	23	0	286
05:15 PM	91	73	0	22	29	0	30	25	0	270
05:30 PM	90	77	0	16	31	0	27	33	0	274
05:45 PM	89	51	0	18	24	0	22	22	0	226
Total	373	270	0	76	128	0	106	103	0	1056
Grand Total	656	394	0	159	240	0	196	193	0	1838
Apprch %	62.5	37.5	0	39.8	60.2	0	50.4	49.6	0	
Total %	35.7	21.4	0	8.7	13.1	0	10.7	10.5	0	

Start Time	Bartlett Street From East				Lyman Street From South				Bartlett Street From West				Int. Total
	Thru	Left	U-Turn	App. Total	Right	Left	U-Turn	App. Total	Right	Thru	U-Turn	App. Total	
Peak Hour Analysis From 04:00 PM to 05:45 PM - Peak 1 of 1													
Peak Hour for Entire Intersection Begins at 05:00 PM													
05:00 PM	103	69	0	172	20	44	0	64	27	23	0	50	286
05:15 PM	91	73	0	164	22	29	0	51	30	25	0	55	270
05:30 PM	90	77	0	167	16	31	0	47	27	33	0	60	274
05:45 PM	89	51	0	140	18	24	0	42	22	22	0	44	226
Total Volume	373	270	0	643	76	128	0	204	106	103	0	209	1056
% App. Total	58	42	0		37.3	62.7	0		50.7	49.3	0		
PHF	.905	.877	.000	.935	.864	.727	.000	.797	.883	.780	.000	.871	.923



PRECISION
D A T A
INDUSTRIES, LLC

P.O. Box 301 Berlin, MA 01503
Office: 508.481.3999 Fax: 508.545.1234
Email: datarequests@pdillc.com

File Name : 144251 BB
Site Code : TBA
Start Date : 12/17/2014
Page No : 1

S: Lyman Street
E/W: Bartlett Street
City, State: Northborough, MA
Client: VHB/ E. Chan

Groups Printed- Heavy Vehicles

Start Time	Bartlett Street From East			Lyman Street From South			Bartlett Street From West			Int. Total
	Thru	Left	U-Turn	Right	Left	U-Turn	Right	Thru	U-Turn	
04:00 PM	1	1	0	4	0	0	5	0	0	11
04:15 PM	0	3	0	1	0	0	3	0	0	7
04:30 PM	0	3	0	1	0	0	0	0	0	4
04:45 PM	0	3	0	0	1	0	2	1	0	7
Total	1	10	0	6	1	0	10	1	0	29
05:00 PM	0	4	0	2	0	0	1	0	0	7
05:15 PM	1	0	0	1	1	0	1	2	0	6
05:30 PM	1	1	0	2	0	0	2	0	0	6
05:45 PM	0	1	0	3	0	0	1	2	0	7
Total	2	6	0	8	1	0	5	4	0	26
Grand Total	3	16	0	14	2	0	15	5	0	55
Apprch %	15.8	84.2	0	87.5	12.5	0	75	25	0	
Total %	5.5	29.1	0	25.5	3.6	0	27.3	9.1	0	

Start Time	Bartlett Street From East				Lyman Street From South				Bartlett Street From West				Int. Total
	Thru	Left	U-Turn	App. Total	Right	Left	U-Turn	App. Total	Right	Thru	U-Turn	App. Total	
Peak Hour Analysis From 04:00 PM to 05:45 PM - Peak 1 of 1													
Peak Hour for Entire Intersection Begins at 04:00 PM													
04:00 PM	1	1	0	2	4	0	0	4	5	0	0	5	11
04:15 PM	0	3	0	3	1	0	0	1	3	0	0	3	7
04:30 PM	0	3	0	3	1	0	0	1	0	0	0	0	4
04:45 PM	0	3	0	3	0	1	0	1	2	1	0	3	7
Total Volume	1	10	0	11	6	1	0	7	10	1	0	11	29
% App. Total	9.1	90.9	0		85.7	14.3	0		90.9	9.1	0		
PHF	.250	.833	.000	.917	.375	.250	.000	.438	.500	.250	.000	.550	.659



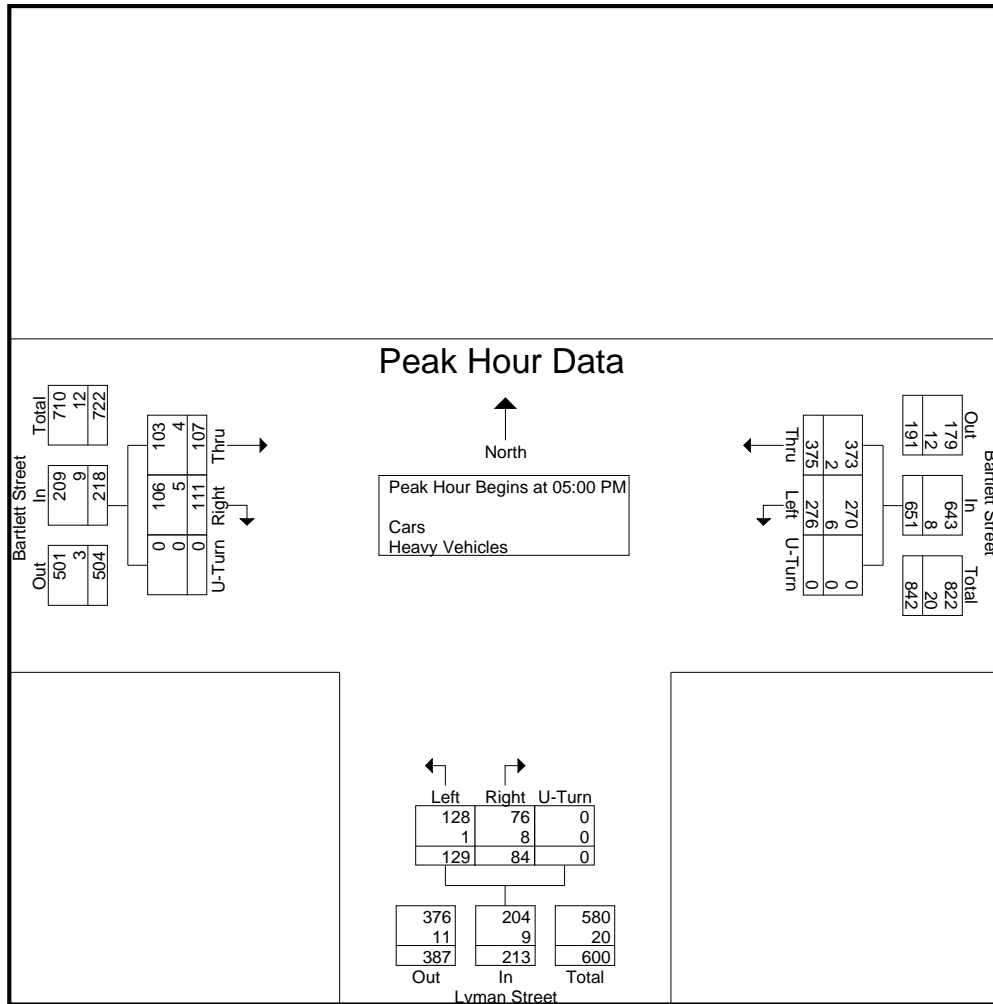
PRECISION
D A T A
INDUSTRIES, LLC

P.O. Box 301 Berlin, MA 01503
Office: 508.481.3999 Fax: 508.545.1234
Email: datarequests@pdillc.com

S: Lyman Street
E/W: Bartlett Street
City, State: Northborough, MA
Client: VHB/ E. Chan

File Name : 144251 BB
Site Code : TBA
Start Date : 12/17/2014
Page No : 1

Start Time	Bartlett Street From East				Lyman Street From South				Bartlett Street From West				Int. Total
	Thru	Left	U-Turn	App. Total	Right	Left	U-Turn	App. Total	Right	Thru	U-Turn	App. Total	
Peak Hour Analysis From 04:00 PM to 05:45 PM - Peak 1 of 1													
Peak Hour for Entire Intersection Begins at 05:00 PM													
05:00 PM	103	73	0	176	22	44	0	66	28	23	0	51	293
05:15 PM	92	73	0	165	23	30	0	53	31	27	0	58	276
05:30 PM	91	78	0	169	18	31	0	49	29	33	0	62	280
05:45 PM	89	52	0	141	21	24	0	45	23	24	0	47	233
Total Volume	375	276	0	651	84	129	0	213	111	107	0	218	1082
% App. Total	57.6	42.4	0		39.4	60.6	0		50.9	49.1	0		
PHF	.910	.885	.000	.925	.913	.733	.000	.807	.895	.811	.000	.879	.923
Cars	373	270	0	643	76	128	0	204	106	103	0	209	1056
% Cars	99.5	97.8	0	98.8	90.5	99.2	0	95.8	95.5	96.3	0	95.9	97.6
Heavy Vehicles	2	6	0	8	8	1	0	9	5	4	0	9	26
% Heavy Vehicles	0.5	2.2	0	1.2	9.5	0.8	0	4.2	4.5	3.7	0	4.1	2.4





PRECISION
D A T A
INDUSTRIES, LLC

P.O. Box 301 Berlin, MA 01503
Office: 508.481.3999 Fax: 508.545.1234
Email: datarequests@pdillc.com

File Name : 144251 C
Site Code : TBA
Start Date : 12/17/2014
Page No : 1

S: Cedar Hill Street
E/W: Bartlett Street
City, State: Northborough, MA
Client: VHB/ E. Chan

Groups Printed- Cars

Start Time	Bartlett Street From East			Cedar Hill Street From South			Bartlett Street From West			Int. Total
	Thru	Left	U-Turn	Right	Left	U-Turn	Right	Thru	U-Turn	
07:00 AM	26	8	0	12	98	0	62	22	0	228
07:15 AM	10	9	0	1	21	0	74	19	0	134
07:30 AM	17	15	0	13	16	0	68	35	0	164
07:45 AM	27	18	0	10	24	0	77	64	0	220
Total	80	50	0	36	159	0	281	140	0	746
08:00 AM	26	18	0	7	28	0	96	40	0	215
08:15 AM	19	14	0	10	23	0	79	48	0	193
08:30 AM	18	20	0	11	23	0	87	57	0	216
08:45 AM	13	18	0	15	27	0	52	51	0	176
Total	76	70	0	43	101	0	314	196	0	800
Grand Total	156	120	0	79	260	0	595	336	0	1546
Apprch %	56.5	43.5	0	23.3	76.7	0	63.9	36.1	0	
Total %	10.1	7.8	0	5.1	16.8	0	38.5	21.7	0	

Start Time	Bartlett Street From East				Cedar Hill Street From South				Bartlett Street From West				Int. Total
	Thru	Left	U-Turn	App. Total	Right	Left	U-Turn	App. Total	Right	Thru	U-Turn	App. Total	
Peak Hour Analysis From 07:00 AM to 08:45 AM - Peak 1 of 1													
Peak Hour for Entire Intersection Begins at 07:45 AM													
07:45 AM	27	18	0	45	10	24	0	34	77	64	0	141	220
08:00 AM	26	18	0	44	7	28	0	35	96	40	0	136	215
08:15 AM	19	14	0	33	10	23	0	33	79	48	0	127	193
08:30 AM	18	20	0	38	11	23	0	34	87	57	0	144	216
Total Volume	90	70	0	160	38	98	0	136	339	209	0	548	844
% App. Total	56.2	43.8	0		27.9	72.1	0		61.9	38.1	0		
PHF	.833	.875	.000	.889	.864	.875	.000	.971	.883	.816	.000	.951	.959



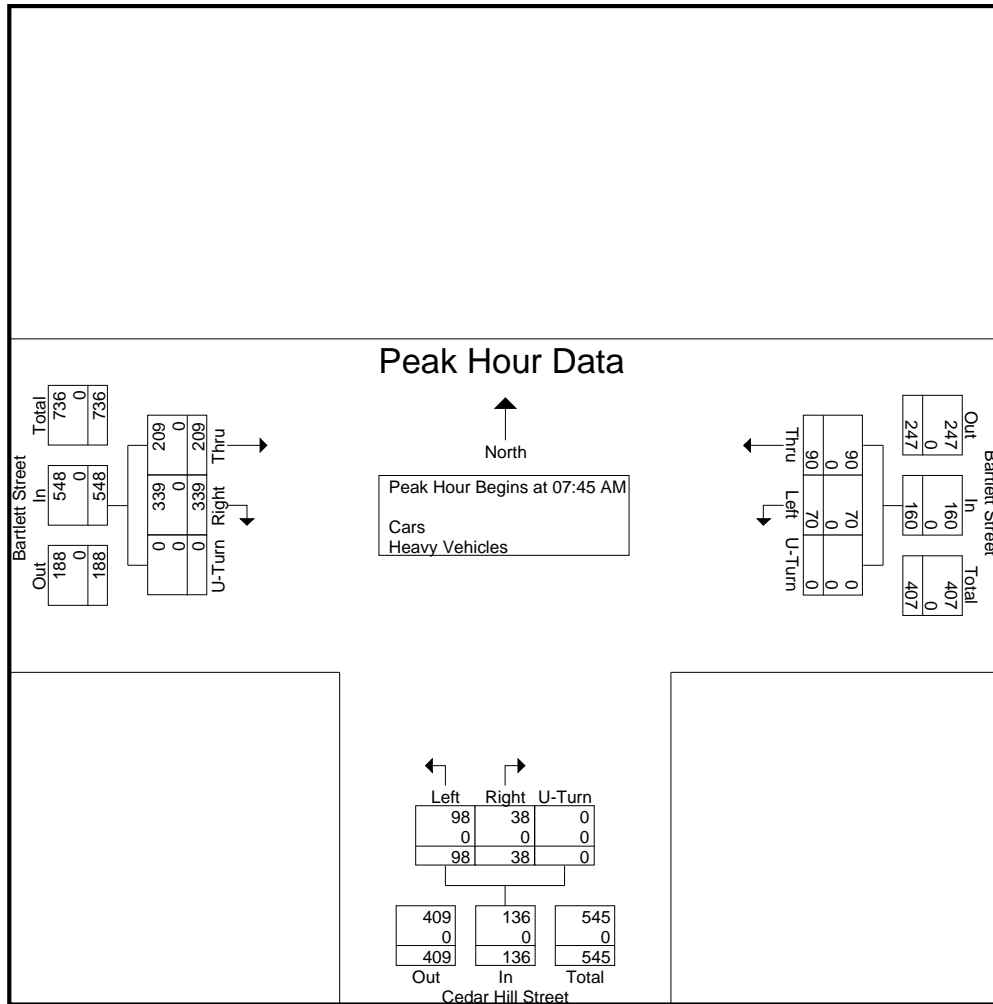
PRECISION
DATA
INDUSTRIES, LLC

P.O. Box 301 Berlin, MA 01503
Office: 508.481.3999 Fax: 508.545.1234
Email: datarequests@pdillc.com

S: Cedar Hill Street
E/W: Bartlett Street
City, State: Northborough, MA
Client: VHB/ E. Chan

File Name : 144251 C
Site Code : TBA
Start Date : 12/17/2014
Page No : 1

Start Time	Bartlett Street From East				Cedar Hill Street From South				Bartlett Street From West				Int. Total
	Thru	Left	U-Turn	App. Total	Right	Left	U-Turn	App. Total	Right	Thru	U-Turn	App. Total	
Peak Hour Analysis From 07:00 AM to 08:45 AM - Peak 1 of 1													
Peak Hour for Entire Intersection Begins at 07:45 AM													
07:45 AM	27	18	0	45	10	24	0	34	77	64	0	141	220
08:00 AM	26	18	0	44	7	28	0	35	96	40	0	136	215
08:15 AM	19	14	0	33	10	23	0	33	79	48	0	127	193
08:30 AM	18	20	0	38	11	23	0	34	87	57	0	144	216
Total Volume	90	70	0	160	38	98	0	136	339	209	0	548	844
% App. Total	56.2	43.8	0		27.9	72.1	0		61.9	38.1	0		
PHF	.833	.875	.000	.889	.864	.875	.000	.971	.883	.816	.000	.951	.959
Cars	90	70	0	160	38	98	0	136	339	209	0	548	844
% Cars	100	100	0	100	100	100	0	100	100	100	0	100	100
Heavy Vehicles	0	0	0	0	0	0	0	0	0	0	0	0	0
% Heavy Vehicles	0	0	0	0	0	0	0	0	0	0	0	0	0





PRECISION
D A T A
INDUSTRIES, LLC

P.O. Box 301 Berlin, MA 01503
Office: 508.481.3999 Fax: 508.545.1234
Email: datarequests@pdillc.com

S: Cedar Hill Street
E/W: Bartlett Street
City, State: Northborough, MA
Client: VHB/ E. Chan

File Name : 144251 CC
Site Code : TBA
Start Date : 12/17/2014
Page No : 1

Groups Printed- Cars

Start Time	Bartlett Street From East			Cedar Hill Street From South			Bartlett Street From West			Int. Total
	Thru	Left	U-Turn	Right	Left	U-Turn	Right	Thru	U-Turn	
04:00 PM	36	4	0	18	43	0	24	20	0	145
04:15 PM	34	12	0	9	52	0	31	21	0	159
04:30 PM	54	13	0	24	70	0	23	13	0	197
04:45 PM	53	10	0	11	77	0	26	25	0	202
Total	177	39	0	62	242	0	104	79	0	703
05:00 PM	70	15	0	16	106	0	23	26	0	256
05:15 PM	56	21	0	26	96	0	24	18	0	241
05:30 PM	60	7	0	29	110	0	31	22	0	259
05:45 PM	53	5	0	12	89	0	22	14	0	195
Total	239	48	0	83	401	0	100	80	0	951
Grand Total	416	87	0	145	643	0	204	159	0	1654
Apprch %	82.7	17.3	0	18.4	81.6	0	56.2	43.8	0	
Total %	25.2	5.3	0	8.8	38.9	0	12.3	9.6	0	

Start Time	Bartlett Street From East				Cedar Hill Street From South				Bartlett Street From West				Int. Total
	Thru	Left	U-Turn	App. Total	Right	Left	U-Turn	App. Total	Right	Thru	U-Turn	App. Total	
Peak Hour Analysis From 04:00 PM to 05:45 PM - Peak 1 of 1													
Peak Hour for Entire Intersection Begins at 04:45 PM													
04:45 PM	53	10	0	63	11	77	0	88	26	25	0	51	202
05:00 PM	70	15	0	85	16	106	0	122	23	26	0	49	256
05:15 PM	56	21	0	77	26	96	0	122	24	18	0	42	241
05:30 PM	60	7	0	67	29	110	0	139	31	22	0	53	259
Total Volume	239	53	0	292	82	389	0	471	104	91	0	195	958
% App. Total	81.8	18.2	0		17.4	82.6	0		53.3	46.7	0		
PHF	.854	.631	.000	.859	.707	.884	.000	.847	.839	.875	.000	.920	.925




PRECISION
D A T A
INDUSTRIES, LLC

P.O. Box 301 Berlin, MA 01503
Office: 508.481.3999 Fax: 508.545.1234
Email: datarequests@pdillc.com

S: Cedar Hill Street
E/W: Bartlett Street
City, State: Northborough, MA
Client: VHB/ E. Chan

File Name : 144251 CC
Site Code : TBA
Start Date : 12/17/2014
Page No : 1

Start Time	Bartlett Street From East				Cedar Hill Street From South				Bartlett Street From West				Int. Total
	Thru	Left	U-Turn	App. Total	Right	Left	U-Turn	App. Total	Right	Thru	U-Turn	App. Total	
Peak Hour Analysis From 04:00 PM to 05:45 PM - Peak 1 of 1													
Peak Hour for Entire Intersection Begins at 04:45 PM													
04:45 PM	53	10	0	63	11	77	0	88	26	25	0	51	202
05:00 PM	70	15	0	85	16	106	0	122	23	26	0	49	256
05:15 PM	56	21	0	77	26	96	0	122	24	18	0	42	241
05:30 PM	60	7	0	67	29	110	0	139	31	22	0	53	259
Total Volume	239	53	0	292	82	389	0	471	104	91	0	195	958
% App. Total	81.8	18.2	0		17.4	82.6	0		53.3	46.7	0		
PHF	.854	.631	.000	.859	.707	.884	.000	.847	.839	.875	.000	.920	.925
Cars	239	53	0	292	82	389	0	471	104	91	0	195	958
% Cars	100	100	0	100	100	100	0	100	100	100	0	100	100
Heavy Vehicles	0	0	0	0	0	0	0	0	0	0	0	0	0
% Heavy Vehicles	0	0	0	0	0	0	0	0	0	0	0	0	0



Bartlett Street
 west of FedEx Driveway
 City, State: Northborough, MA
 Client: VHB/ E. Chan



PRECISION
 D A T A
 INDUSTRIES, LLC
 P.O. Box 301 Berlin, MA 01503
 Office: 508.481.3999 Fax: 508.545.1234
 Email: datarequests@pdillc.com

144251 A Volume
 Site Code: TBA

Start Time	WB		EB		Combin ed		16-Dec-14 Tue
	A.M.	P.M.	A.M.	P.M.	A.M.	P.M.	
12:00	8	70	9	46	17	116	
12:15	5	68	3	56	8	124	
12:30	2	53	8	52	10	105	
12:45	14	46	237	4	24	59	213
01:00	13	45	3	52	16	97	53
01:15	1	47	1	43	2	90	
01:30	6	49	3	54	9	103	
01:45	2	53	194	4	11	60	209
02:00	1	51	1	79	2	130	33
02:15	4	35	0	58	4	93	
02:30	1	49	5	52	6	101	
02:45	4	57	192	2	8	63	252
03:00	3	69	7	64	10	133	18
03:15	4	68	2	56	6	124	
03:30	5	98	6	45	11	143	
03:45	6	86	321	5	20	58	223
04:00	0	97	7	49	7	146	11
04:15	7	82	16	59	23	141	38
04:30	8	128	15	42	23	170	
04:45	3	125	432	19	57	49	199
05:00	9	148	23	55	32	203	75
05:15	7	148	16	58	23	206	
05:30	20	167	31	46	51	213	
05:45	14	147	610	34	104	36	195
06:00	16	117	38	29	54	146	154
06:15	20	87	46	30	66	117	
06:30	26	71	72	39	98	110	
06:45	78	140	75	350	92	248	125
07:00	122	57	122	26	244	83	388
07:15	29	42	132	22	161	64	
07:30	28	40	130	13	158	53	
07:45	51	230	34	173	175	559	78
08:00	77	23	151	33	228	56	789
08:15	39	22	188	18	227	40	
08:30	35	15	139	32	174	47	
08:45	39	190	19	79	117	595	32
09:00	31	25	94	15	125	40	115
09:15	34	15	80	14	114	29	
09:30	26	15	76	10	102	25	
09:45	29	120	16	71	66	316	18
10:00	30	17	42	20	72	37	57
10:15	25	13	34	10	59	23	95
10:30	24	11	29	17	53	28	436
10:45	28	107	13	54	42	147	14
11:00	31	13	30	17	61	30	61
11:15	30	9	34	6	64	15	
11:30	57	8	28	6	85	14	
11:45	62	180	9	39	32	124	7
							36
							94
							304
							16
							75
Total	1114	2752	2213	1763	3327	4515	
Percent	33.5%	61.0%	66.5%	39.0%			
Day Total		3866		3976		7842	
Peak	06:45	-	05:00	-	07:45	-	05:00
Vol.	257	-	610	-	653	-	805
P.H.F.	0.527	-	0.913	-	0.868	-	0.945

Bartlett Street
west of FedEx Driveway
City, State: Northborough, MA
Client: VHB/ E. Chan



PRECISION
D A T A
INDUSTRIES, LLC
P.O. Box 301 Berlin, MA 01503
Office: 508.481.3999 Fax: 508.545.1234
Email: datarequests@pdillc.com

144251 A Volume
Site Code: TBA

Start Time	WB		EB		Combin ed		17-Dec-14 Wed
	A.M.	P.M.	A.M.	P.M.	A.M.	P.M.	
12:00	9	63	4	53	13	116	
12:15	5	56	0	41	5	97	
12:30	5	46	3	58	8	104	
12:45	4	23 45	210	4 11	73	225	8 34 118 435
01:00	6	52	4	52	10	104	
01:15	5	33	4	43	9	76	
01:30	7	51	3	33	10	84	
01:45	11	29 45	181	2 13	59	187	13 42 104 368
02:00	3	34	4	60	7	94	
02:15	4	39	0	52	4	91	
02:30	3	74	0	48	3	122	
02:45	8	18 51	198	7 11	86	246	15 29 137 444
03:00	2	63	3	64	5	127	
03:15	8	79	3	49	11	128	
03:30	3	110	8	45	11	155	
03:45	2	15 91	343	7 21	42	200	9 36 133 543
04:00	4	87	4	48	8	135	
04:15	4	87	13	52	17	139	
04:30	7	146	17	39	24	185	
04:45	10	25 140	460	23 57	52	191	33 82 192 651
05:00	4	182	15	48	19	230	
05:15	13	163	20	44	33	207	
05:30	13	172	31	50	44	222	
05:45	14	44 154	671	27 93	42	184	41 137 196 855
06:00	12	117	45	32	57	149	
06:15	24	95	56	41	80	136	
06:30	26	56	66	25	92	81	
06:45	81	143 67	335	86 253	14	112	167 396 81 447
07:00	131	52	102	14	233	66	
07:15	35	41	102	34	137	75	
07:30	44	34	111	37	155	71	
07:45	48	258 38	165	149 464	30	115	197 722 68 280
08:00	57	38	141	22	198	60	
08:15	48	12	140	29	188	41	
08:30	39	28	160	23	199	51	
08:45	44	188 14	92	121 562	19	93	165 750 33 185
09:00	34	17	94	10	128	27	
09:15	23	20	94	20	117	40	
09:30	37	23	64	12	101	35	
09:45	34	128 22	82	80 332	30	72	114 460 52 154
10:00	22	27	46	29	68	56	
10:15	32	9	36	21	68	30	
10:30	53	13	51	17	104	30	
10:45	24	131 11	60	49 182	15	82	73 313 26 142
11:00	39	11	36	8	75	19	
11:15	29	9	27	8	56	17	
11:30	43	11	34	11	77	22	
11:45	65	176 6	37	43 140	7	34	108 316 13 71
Total	1178	2834	2139	1741	3317	4575	
Percent	35.5%	61.9%	64.5%	38.1%			
Day Total		4012		3880		7892	
Peak Vol.	06:45 291	- 671	- 590	07:45 250	- 782	- 855	- - -
P.H.F.	0.555	0.922	0.922	0.727	0.982	0.929	

Bartlett Street
west of FedEx Driveway
City, State: Northborough, MA
Client: VHB/ E. Chan



PRECISION
D A T A
INDUSTRIES, LLC

P.O.Box 301 Berlin, MA 01503
Office: 508.481.3999 Fax: 508.545.1234
Email: datarequests@pdillc.com

144251 A Class
Site Code: TBA

WB

Start Time	Bikes	Cars & Trailers	2 Axle Long	Buses	2 Axle 6 Tire	3 Axle Single	4 Axle Single	<5 Axl Double	5 Axle Double	>6 Axl Double	<6 Axl Multi	6 Axle Multi	>6 Axl Multi	Total
12/16/1														
4	4	18	1	0	0	4	0	0	2	0	0	0	0	29
01:00	4	15	1	1	0	1	0	0	0	0	0	0	0	22
02:00	1	7	1	0	1	0	0	0	0	0	0	0	0	10
03:00	3	8	1	0	1	2	0	0	3	0	0	0	0	18
04:00	3	10	1	0	0	3	0	1	0	0	0	0	0	18
05:00	8	27	5	1	2	6	1	0	0	0	0	0	0	50
06:00	4	99	20	5	6	5	0	0	1	0	0	0	0	140
07:00	5	198	14	4	4	5	0	0	0	0	0	0	0	230
08:00	6	146	24	3	8	2	0	0	0	1	0	0	0	190
09:00	4	81	21	4	6	1	0	2	1	0	0	0	0	120
10:00	2	68	22	6	3	1	0	4	1	0	0	0	0	107
11:00	2	142	27	4	2	1	0	1	1	0	0	0	0	180
12 PM	0	192	32	2	7	3	0	1	0	0	0	0	0	237
13:00	4	125	31	5	17	7	0	1	3	0	0	1	0	194
14:00	0	157	22	4	5	1	0	1	2	0	0	0	0	192
15:00	2	264	39	1	6	4	0	3	2	0	0	0	0	321
16:00	13	340	56	2	15	2	0	1	3	0	0	0	0	432
17:00	10	537	42	2	14	0	0	3	2	0	0	0	0	610
18:00	16	276	36	3	12	4	0	1	2	0	0	0	0	350
19:00	12	122	20	0	11	2	0	3	3	0	0	0	0	173
20:00	5	62	5	0	1	5	0	0	1	0	0	0	0	79
21:00	3	51	7	1	0	3	0	2	4	0	0	0	0	71
22:00	6	34	1	0	4	5	0	0	4	0	0	0	0	54
23:00	3	24	5	0	1	4	0	0	2	0	0	0	0	39
Total	120	3003	434	48	126	71	1	24	37	1	0	1	0	3866
Percent	3.1%	77.7%	11.2%	1.2%	3.3%	1.8%	0.0%	0.6%	1.0%	0.0%	0.0%	0.0%	0.0%	
AM Peak	05:00	07:00	11:00	10:00	08:00	05:00	05:00	10:00	03:00	08:00				07:00
Vol.	8	198	27	6	8	6	1	4	3	1				230
PM Peak	18:00	17:00	16:00	13:00	13:00	13:00		15:00	21:00			13:00		17:00
Vol.	16	537	56	5	17	7		3	4			1		610

Bartlett Street
 west of FedEx Driveway
 City, State: Northborough, MA
 Client: VHB/ E. Chan



PRECISION
 D A T A
 INDUSTRIES, LLC
 P.O. Box 301 Berlin, MA 01503
 Office: 508.481.3999 Fax: 508.545.1234
 Email: datarequests@pdillc.com

144251 A Class
 Site Code: TBA

WB

Start Time	Bikes	Cars & Trailers	2 Axle Long	Buses	2 Axle 6 Tire	3 Axle Single	4 Axle Single	<5 Axl Double	5 Axle Double	>6 Axl Double	<6 Axl Multi	6 Axle Multi	>6 Axl Multi	Total
12/17/1														
4	2	16	2	0	1	1	0	1	0	0	0	0	0	23
01:00	5	16	1	0	2	3	0	0	2	0	0	0	0	29
02:00	2	12	2	0	0	2	0	0	0	0	0	0	0	18
03:00	4	4	2	0	0	4	0	0	1	0	0	0	0	15
04:00	3	13	3	1	0	3	0	0	2	0	0	0	0	25
05:00	5	21	8	0	3	5	0	0	1	0	1	0	0	44
06:00	6	93	21	8	11	3	0	0	1	0	0	0	0	143
07:00	4	177	54	3	13	5	0	2	0	0	0	0	0	258
08:00	6	108	44	5	20	3	0	1	1	0	0	0	0	188
09:00	3	75	32	0	15	0	0	3	0	0	0	0	0	128
10:00	4	91	26	2	4	2	0	1	1	0	0	0	0	131
11:00	0	134	31	2	1	1	0	6	1	0	0	0	0	176
12 PM	2	157	36	6	6	2	0	1	0	0	0	0	0	210
13:00	5	113	38	7	15	3	0	0	0	0	0	0	0	181
14:00	2	155	24	4	7	1	0	4	1	0	0	0	0	198
15:00	3	274	52	2	8	3	0	1	0	0	0	0	0	343
16:00	13	342	75	1	18	6	0	3	2	0	0	0	0	460
17:00	11	571	66	4	15	2	0	1	1	0	0	0	0	671
18:00	9	259	46	1	13	2	0	2	3	0	0	0	0	335
19:00	15	114	19	0	13	3	0	1	0	0	0	0	0	165
20:00	10	59	10	1	3	5	1	0	3	0	0	0	0	92
21:00	4	61	9	0	4	3	0	0	1	0	0	0	0	82
22:00	6	34	7	1	4	5	0	0	3	0	0	0	0	60
23:00	2	27	4	0	1	2	0	0	1	0	0	0	0	37
Total	126	2926	612	48	177	69	1	27	25	0	1	0	0	4012
Percent	3.1%	72.9%	15.3%	1.2%	4.4%	1.7%	0.0%	0.7%	0.6%	0.0%	0.0%	0.0%	0.0%	
AM Peak	06:00	07:00	07:00	06:00	08:00	05:00		11:00	01:00		05:00			07:00
Vol.	6	177	54	8	20	5		6	2		1			258
PM Peak	19:00	17:00	16:00	13:00	16:00	16:00	20:00	14:00	18:00					17:00
Vol.	15	571	75	7	18	6	1	4	3					671

Bartlett Street
west of FedEx Driveway
City, State: Northborough, MA
Client: VHB/ E. Chan



PRECISION
DATA
INDUSTRIES, LLC

P.O.Box 301 Berlin, MA 01503
Office: 508.481.3999 Fax: 508.545.1234
Email: datarequests@pdillc.com

144251 A Class
Site Code: TBA

EB

Start Time	Bikes	Cars & Trailers	2 Axle Long	Buses	2 Axle 6 Tire	3 Axle Single	4 Axle Single	<5 Axl Double	5 Axle Double	>6 Axl Double	<6 Axl Multi	6 Axle Multi	>6 Axl Multi	Total
12/16/1														
4	6	9	1	0	3	3	0	0	2	0	0	0	0	24
01:00	2	7	0	0	0	2	0	0	0	0	0	0	0	11
02:00	0	4	2	0	1	1	0	0	0	0	0	0	0	8
03:00	3	12	0	0	1	3	0	0	1	0	0	0	0	20
04:00	5	32	8	1	4	6	0	0	1	0	0	0	0	57
05:00	8	62	14	3	11	4	0	1	1	0	0	0	0	104
06:00	10	172	38	2	22	4	0	0	0	0	0	0	0	248
07:00	19	394	91	9	39	7	0	0	0	0	0	0	0	559
08:00	6	459	95	6	24	4	0	1	0	0	0	0	0	595
09:00	21	201	49	7	25	5	0	6	2	0	0	0	0	316
10:00	11	86	25	5	13	5	0	1	0	1	0	0	0	147
11:00	3	82	26	2	7	3	0	1	0	0	0	0	0	124
12 PM	2	150	42	2	14	1	0	1	1	0	0	0	0	213
13:00	1	146	36	3	19	4	0	0	0	0	0	0	0	209
14:00	6	185	37	6	13	2	0	2	1	0	0	0	0	252
15:00	2	149	55	2	12	1	0	2	0	0	0	0	0	223
16:00	4	145	36	1	8	1	0	1	2	0	1	0	0	199
17:00	1	138	34	2	17	0	0	2	1	0	0	0	0	195
18:00	4	86	18	0	11	3	0	2	1	0	0	0	0	125
19:00	3	57	11	0	3	2	0	2	0	0	0	0	0	78
20:00	6	83	15	0	1	6	0	1	3	0	0	0	0	115
21:00	5	40	2	1	4	3	0	0	2	0	0	0	0	57
22:00	14	26	4	1	1	11	0	0	4	0	0	0	0	61
23:00	6	17	4	0	1	5	0	0	3	0	0	0	0	36
Total	148	2742	643	53	254	86	0	23	25	1	1	0	0	3976
Percent	3.7%	69.0%	16.2%	1.3%	6.4%	2.2%	0.0%	0.6%	0.6%	0.0%	0.0%	0.0%	0.0%	
AM Peak	09:00	08:00	08:00	07:00	07:00	07:00		09:00	00:00	10:00				08:00
Vol.	21	459	95	9	39	7		6	2	1				595
PM Peak	22:00	14:00	15:00	14:00	13:00	22:00		14:00	22:00		16:00			14:00
Vol.	14	185	55	6	19	11		2	4		1			252

Bartlett Street
west of FedEx Driveway
City, State: Northborough, MA
Client: VHB/ E. Chan



PRECISION
D A T A
INDUSTRIES, LLC
P.O.Box 301 Berlin, MA 01503
Office: 508.481.3999 Fax: 508.545.1234
Email: datarequests@pdillc.com

144251 A Class
Site Code: TBA

EB

Start Time	Bikes	Cars & Trailers	2 Axle Long	Buses	2 Axle 6 Tire	3 Axle Single	4 Axle Single	<5 Axl Double	5 Axle Double	>6 Axl Double	<6 Axl Multi	6 Axle Multi	>6 Axl Multi	Total
12/17/1														
4	1	6	0	0	2	0	0	0	2	0	0	0	0	11
01:00	3	6	1	0	1	2	0	0	0	0	0	0	0	13
02:00	0	9	2	0	0	0	0	0	0	0	0	0	0	11
03:00	4	14	0	0	0	2	0	0	1	0	0	0	0	21
04:00	8	29	9	1	1	9	0	0	0	0	0	0	0	57
05:00	7	48	19	4	10	5	0	0	0	0	0	0	0	93
06:00	18	157	39	1	30	6	0	1	1	0	0	0	0	253
07:00	8	285	115	9	43	3	0	0	1	0	0	0	0	464
08:00	13	322	163	6	48	6	0	2	2	0	0	0	0	562
09:00	24	182	74	6	39	5	0	2	0	0	0	0	0	332
10:00	14	103	34	1	20	3	0	3	4	0	0	0	0	182
11:00	6	97	21	3	9	2	0	1	1	0	0	0	0	140
12 PM	2	149	43	3	22	0	0	4	2	0	0	0	0	225
13:00	4	123	43	3	11	2	0	1	0	0	0	0	0	187
14:00	0	162	66	7	6	0	0	4	1	0	0	0	0	246
15:00	1	146	39	1	7	2	1	0	2	0	1	0	0	200
16:00	2	129	43	0	12	2	0	2	1	0	0	0	0	191
17:00	1	142	21	2	13	1	0	3	1	0	0	0	0	184
18:00	3	75	19	0	8	3	0	4	0	0	0	0	0	112
19:00	1	89	14	0	7	2	0	1	1	0	0	0	0	115
20:00	3	71	10	0	3	2	0	1	3	0	0	0	0	93
21:00	6	48	10	0	3	2	0	0	3	0	0	0	0	72
22:00	8	49	13	1	0	8	0	0	3	0	0	0	0	82
23:00	9	17	2	0	0	4	0	0	2	0	0	0	0	34
Total	146	2458	800	48	295	71	1	29	31	0	1	0	0	3880
Percent	3.8%	63.4%	20.6%	1.2%	7.6%	1.8%	0.0%	0.7%	0.8%	0.0%	0.0%	0.0%	0.0%	
AM Peak	09:00	08:00	08:00	07:00	08:00	04:00		10:00	10:00					08:00
Vol.	24	322	163	9	48	9		3	4					562
PM Peak	23:00	14:00	14:00	14:00	12:00	22:00	15:00	12:00	20:00		15:00			14:00
Vol.	9	162	66	7	22	8	1	4	3		1			246

Bartlett Street
 west of FedEx Driveway
 City, State: Northborough, MA
 Client: VHB/ E. Chan



PRECISION
 D A T A
 INDUSTRIES, LLC
 P.O. Box 301 Berlin, MA 01503
 Office: 508.481.3999 Fax: 508.545.1234
 Email: datarequests@pdillc.com

144251 A Speed
 Site Code: TBA

WB

Start Time	1	15	20	25	30	35	40	45	50	55	60	65	70	Total	85th % ile	Ave Speed
	14	19	24	29	34	39	44	49	54	59	64	69	9999			
12/16/14	1	2	3	3	2	1	6	9	2	0	0	0	0	29	47	37
01:00	3	0	3	0	2	3	3	4	2	2	0	0	0	22	50	36
02:00	0	0	0	3	1	1	1	4	0	0	0	0	0	10	47	38
03:00	0	0	5	1	2	2	4	3	1	0	0	0	0	18	46	35
04:00	0	2	2	2	4	1	5	1	1	0	0	0	0	18	43	34
05:00	1	5	8	5	3	6	11	6	4	1	0	0	0	50	46	35
06:00	0	1	7	5	14	54	48	8	3	0	0	0	0	140	42	38
07:00	0	1	9	10	7	26	99	60	17	1	0	0	0	230	47	42
08:00	0	1	2	3	7	28	75	53	16	4	1	0	0	190	48	43
09:00	0	0	1	0	5	24	40	36	13	1	0	0	0	120	48	43
10:00	0	0	0	0	4	16	35	34	17	0	1	0	0	107	49	44
11:00	0	0	2	3	3	24	54	81	9	3	1	0	0	180	48	44
12 PM	0	0	0	0	1	25	99	92	17	3	0	0	0	237	48	44
13:00	1	0	0	8	15	28	79	44	16	3	0	0	0	194	47	42
14:00	0	0	0	3	2	18	68	73	23	5	0	0	0	192	48	45
15:00	0	0	1	4	5	41	125	111	31	3	0	0	0	321	48	44
16:00	3	6	10	17	12	76	173	108	26	1	0	0	0	432	47	41
17:00	0	4	17	30	39	97	256	139	27	0	0	0	1	610	46	41
18:00	4	6	30	27	10	17	112	119	23	1	0	0	1	350	47	40
19:00	0	2	11	28	6	19	53	42	12	0	0	0	0	173	47	39
20:00	1	3	1	9	5	5	16	29	7	3	0	0	0	79	48	41
21:00	0	1	2	4	5	9	15	27	8	0	0	0	0	71	48	42
22:00	0	0	4	9	4	5	13	14	5	0	0	0	0	54	47	39
23:00	0	0	3	1	0	8	15	9	2	1	0	0	0	39	47	41
Total	14	34	121	175	158	534	1405	1106	282	32	3	0	2	3866		
%	0.4%	0.9%	3.1%	4.5%	4.1%	13.8%	36.3%	28.6%	7.3%	0.8%	0.1%	0.0%	0.1%			
AM Peak	01:00	05:00	07:00	07:00	06:00	06:00	07:00	11:00	07:00	08:00	08:00			07:00		
Vol.	3	5	9	10	14	54	99	81	17	4	1			230		
PM Peak	18:00	16:00	18:00	17:00	17:00	17:00	17:00	17:00	15:00	14:00			17:00	17:00		
Vol.	4	6	30	30	39	97	256	139	31	5			1	610		

Stats
 15th Percentile : 34 MPH
 50th Percentile : 42 MPH
 85th Percentile : 47 MPH
 95th Percentile : 51 MPH

Mean Speed(Average) : 42 MPH
 10 MPH Pace Speed : 40-49 MPH
 Number in Pace : 2511
 Percent in Pace : 65.0%
 Number of Vehicles > 45 MPH : 1204
 Percent of Vehicles > 45 MPH : 31.2%

Bartlett Street
west of FedEx Driveway
City, State: Northborough, MA
Client: VHB/ E. Chan



PRECISION
D A T A
INDUSTRIES, LLC

P.O.Box 301 Berlin, MA 01503
Office: 508.481.3999 Fax: 508.545.1234
Email: datarequests@pdillc.com

144251 A Speed
Site Code: TBA

WB

Start Time	14	15 19	20 24	25 29	30 34	35 39	40 44	45 49	50 54	55 59	60 64	65 69	70 9999	Total	85th % ile	Ave Speed
12/17/																
14	0	0	2	2	3	4	4	7	1	0	0	0	0	23	47	39
01:00	3	2	2	4	5	5	5	3	0	0	0	0	0	29	42	31
02:00	0	0	3	1	1	4	2	7	0	0	0	0	0	18	47	38
03:00	0	3	4	0	2	2	2	2	0	0	0	0	0	15	43	30
04:00	1	0	3	4	4	5	3	4	1	0	0	0	0	25	45	34
05:00	0	3	11	3	1	5	10	9	2	0	0	0	0	44	46	35
06:00	1	2	2	12	9	14	40	42	19	2	0	0	0	143	48	42
07:00	0	0	2	4	6	3	59	98	60	22	4	0	0	258	52	47
08:00	1	2	1	0	6	11	32	59	52	19	5	0	0	188	53	47
09:00	0	0	2	2	0	13	28	44	26	11	2	0	0	128	52	46
10:00	1	2	0	0	5	3	35	57	20	6	1	0	1	131	50	45
11:00	0	0	0	0	2	11	42	91	26	3	1	0	0	176	49	46
12 PM	0	0	0	0	3	6	54	86	46	11	2	1	1	210	52	47
13:00	0	0	0	0	3	21	49	66	33	9	0	0	0	181	51	46
14:00	0	0	0	0	12	21	37	83	36	9	0	0	0	198	51	45
15:00	0	0	1	0	0	20	93	166	56	7	0	0	0	343	50	46
16:00	0	6	25	33	28	44	138	152	32	2	0	0	0	460	47	41
17:00	2	9	22	32	19	53	275	216	43	0	0	0	0	671	47	42
18:00	0	1	14	24	12	30	125	107	21	1	0	0	0	335	47	41
19:00	1	6	13	19	12	10	40	39	20	5	0	0	0	165	49	39
20:00	1	2	14	11	6	10	10	28	9	0	1	0	0	92	48	38
21:00	2	0	1	4	5	7	22	25	15	1	0	0	0	82	50	43
22:00	0	0	2	8	4	4	14	19	3	4	1	1	0	60	48	42
23:00	0	0	0	2	3	5	10	13	4	0	0	0	0	37	48	43
Total	13	38	124	165	151	311	1129	1423	525	112	17	2	2	4012		
%	0.3%	0.9%	3.1%	4.1%	3.8%	7.8%	28.1%	35.5%	13.1%	2.8%	0.4%	0.0%	0.0%			
AM Peak	01:00	03:00	05:00	06:00	06:00	06:00	07:00	07:00	07:00	07:00	08:00		10:00	07:00		
Vol.	3	3	11	12	9	14	59	98	60	22	5		1	258		
PM Peak	17:00	17:00	16:00	16:00	16:00	17:00	17:00	17:00	15:00	12:00	12:00	12:00	12:00	17:00		
Vol.	2	9	25	33	28	53	275	216	56	11	2	1	1	671		

Stats
15th Percentile : 35 MPH
50th Percentile : 44 MPH
85th Percentile : 49 MPH
95th Percentile : 53 MPH

Mean Speed(Average) : 43 MPH
10 MPH Pace Speed : 40-49 MPH
Number in Pace : 2552
Percent in Pace : 63.6%
Number of Vehicles > 45 MPH : 1796
Percent of Vehicles > 45 MPH : 44.8%

Bartlett Street
 west of FedEx Driveway
 City, State: Northborough, MA
 Client: VHB/ E. Chan



PRECISION
 D A T A
 INDUSTRIES, LLC
 P.O. Box 301 Berlin, MA 01503
 Office: 508.481.3999 Fax: 508.545.1234
 Email: datarequests@pdillc.com

144251 A Speed
 Site Code: TBA

EB

Start Time	14	15	19	20	24	25	29	30	34	35	39	40	44	45	49	50	54	55	59	60	64	65	69	70	9999	Total	85th % ile	Ave Speed	
12/16/14	0	3	3	1	0	3	5	4	1	3	1	0	0	0	0	0	0	0	0	0	0	0	0	0	0	24	54	39	
01:00	0	0	4	0	0	1	4	2	0	1	0	0	0	0	0	0	0	0	0	0	0	0	0	0	0	11	44	35	
02:00	0	0	0	1	0	0	4	1	1	1	1	0	0	0	0	0	0	0	0	0	0	0	0	0	0	8	53	44	
03:00	0	3	3	0	2	0	1	6	4	1	0	0	0	0	0	0	0	0	0	0	0	0	0	0	0	20	51	39	
04:00	0	3	10	2	1	5	5	15	8	5	1	1	1	1	1	1	1	1	1	1	1	1	1	1	1	57	53	41	
05:00	0	6	5	5	1	5	12	35	24	9	2	0	0	0	0	0	0	0	0	0	0	0	0	0	0	104	53	44	
06:00	0	5	14	4	1	20	62	89	39	14	0	0	0	0	0	0	0	0	0	0	0	0	0	0	0	248	51	44	
07:00	3	8	25	7	7	14	108	217	137	26	5	2	0	559	52	45													
08:00	0	1	15	6	3	22	148	234	137	25	3	1	0	595	51	46													
09:00	0	10	34	7	7	11	60	98	67	16	5	1	0	316	52	43													
10:00	0	4	11	4	2	5	21	42	37	18	2	0	1	147	53	45													
11:00	1	1	0	0	2	6	14	42	45	12	1	0	0	124	53	48													
12 PM	0	0	2	1	2	8	32	79	66	21	2	0	0	213	53	48													
13:00	0	1	0	4	0	12	27	78	67	19	1	0	0	209	53	48													
14:00	1	3	2	2	3	8	35	91	80	25	2	0	0	252	53	48													
15:00	0	2	0	0	2	11	32	76	69	28	3	0	0	223	53	48													
16:00	1	0	3	1	3	8	41	76	42	23	1	0	0	199	53	47													
17:00	0	0	0	1	1	15	40	70	50	13	5	0	0	195	52	47													
18:00	0	0	0	6	3	12	26	34	33	8	3	0	0	125	52	46													
19:00	0	2	4	1	1	7	14	27	16	5	0	0	1	78	51	44													
20:00	0	4	4	2	6	9	19	41	22	6	2	0	0	115	51	44													
21:00	0	2	6	0	2	8	10	13	11	5	0	0	0	57	52	42													
22:00	4	10	12	3	0	4	5	13	7	3	0	0	0	61	49	34													
23:00	0	3	7	2	0	3	8	8	3	2	0	0	0	36	48	38													
Total	10	71	164	60	49	197	733	1391	966	288	39	5	3	3976															
%	0.3%	1.8%	4.1%	1.5%	1.2%	5.0%	18.4%	35.0%	24.3%	7.2%	1.0%	0.1%	0.1%																
AM Peak	07:00	09:00	09:00	07:00	07:00	08:00	08:00	08:00	07:00	07:00	07:00	07:00	07:00	08:00															
Vol.	3	10	34	7	7	22	148	234	137	26	5	2	1	595															
PM Peak	22:00	22:00	22:00	18:00	20:00	17:00	16:00	14:00	14:00	15:00	17:00			19:00	14:00														
Vol.	4	10	12	6	6	15	41	91	80	28	5			1	252														

Stats
 15th Percentile : 39 MPH
 50th Percentile : 46 MPH
 85th Percentile : 52 MPH
 95th Percentile : 56 MPH

Mean Speed(Average) : 46 MPH
 10 MPH Pace Speed : 45-54 MPH
 Number in Pace : 2357
 Percent in Pace : 59.3%
 Number of Vehicles > 45 MPH : 2414
 Percent of Vehicles > 45 MPH : 60.8%

Bartlett Street
west of FedEx Driveway
City, State: Northborough, MA
Client: VHB/ E. Chan



PRECISION
D A T A
INDUSTRIES, LLC
P.O.Box 301 Berlin, MA 01503
Office: 508.481.3999 Fax: 508.545.1234
Email: datarequests@pdillc.com

144251 A Speed
Site Code: TBA

EB

Start Time	14	15	19	20	24	25	29	30	34	35	39	40	44	45	49	50	54	55	59	60	64	65	69	70	9999	Total	85th % ile	Ave Speed	
12/17/																													
14	0	0	2	0	1	0	6	1	1	0	0	0	0	0	0	0	0	0	0	0	0	0	0	0	0	11	45	39	
01:00	0	2	2	1	2	0	2	2	2	0	0	0	0	0	0	0	0	0	0	0	0	0	0	0	0	13	49	35	
02:00	0	0	1	1	0	1	3	3	2	0	0	0	0	0	0	0	0	0	0	0	0	0	0	0	0	11	49	42	
03:00	1	1	4	0	2	0	7	4	2	0	0	0	0	0	0	0	0	0	0	0	0	0	0	0	0	21	47	36	
04:00	0	3	12	3	5	1	8	11	9	3	2	0	0	0	0	0	0	0	0	0	0	0	0	0	0	57	52	39	
05:00	0	5	6	3	1	4	19	25	24	3	3	0	0	0	0	0	0	0	0	0	0	0	0	0	0	93	52	44	
06:00	0	6	25	10	7	11	54	81	45	11	3	0	0	0	0	0	0	0	0	0	0	0	0	0	0	253	51	43	
07:00	0	3	13	7	3	22	77	166	130	37	5	1	0	0	0	0	0	0	0	0	0	0	0	0	0	464	52	47	
08:00	2	1	11	15	14	21	102	175	140	72	7	2	0	0	0	0	0	0	0	0	0	0	0	0	0	562	53	47	
09:00	0	12	34	7	6	16	45	89	77	34	8	4	0	0	0	0	0	0	0	0	0	0	0	0	0	332	53	44	
10:00	0	12	7	1	1	14	27	52	52	11	3	2	0	0	0	0	0	0	0	0	0	0	0	0	0	182	52	45	
11:00	1	5	2	1	0	4	13	54	44	14	2	0	0	0	0	0	0	0	0	0	0	0	0	0	0	140	53	47	
12 PM	0	0	0	1	6	7	24	67	80	29	10	1	0	0	0	0	0	0	0	0	0	0	0	0	0	225	55	49	
13:00	0	0	3	0	3	5	16	54	60	34	10	2	0	0	0	0	0	0	0	0	0	0	0	0	0	187	56	50	
14:00	0	0	0	0	1	2	30	82	91	23	14	0	3	0	0	0	0	0	0	0	0	0	0	0	0	246	54	50	
15:00	0	3	0	0	2	11	33	81	48	14	8	0	0	0	0	0	0	0	0	0	0	0	0	0	0	200	53	48	
16:00	1	1	2	2	2	5	40	57	54	22	3	1	1	0	0	0	0	0	0	0	0	0	0	0	0	191	53	48	
17:00	0	1	0	2	9	22	39	62	28	14	6	1	0	0	0	0	0	0	0	0	0	0	0	0	0	184	52	46	
18:00	0	2	3	2	1	5	30	36	22	8	2	0	1	0	0	0	0	0	0	0	0	0	0	0	0	112	52	45	
19:00	0	0	1	2	2	11	9	51	25	10	2	1	1	0	0	0	0	0	0	0	0	0	0	0	0	115	53	47	
20:00	2	0	2	1	7	11	12	32	21	3	2	0	0	0	0	0	0	0	0	0	0	0	0	0	0	93	51	44	
21:00	0	4	6	0	2	3	15	25	13	2	1	1	0	0	0	0	0	0	0	0	0	0	0	0	0	72	51	43	
22:00	0	8	6	4	3	6	14	17	20	3	0	1	0	0	0	0	0	0	0	0	0	0	0	0	0	82	51	41	
23:00	0	9	5	0	1	2	3	4	8	2	0	0	0	0	0	0	0	0	0	0	0	0	0	0	0	34	52	36	
Total	7	78	147	63	81	184	628	1231	998	349	91	17	6	3880															
%	0.2%	2.0%	3.8%	1.6%	2.1%	4.7%	16.2%	31.7%	25.7%	9.0%	2.3%	0.4%	0.2%																
AM Peak	08:00	09:00	09:00	08:00	08:00	07:00	08:00	08:00	08:00	08:00	08:00	09:00	09:00	08:00															
Vol.	2	12	34	15	14	22	102	175	140	72	8	4	562																
PM Peak	20:00	23:00	21:00	22:00	17:00	17:00	16:00	14:00	14:00	13:00	14:00	13:00	14:00	14:00															
Vol.	2	9	6	4	9	22	40	82	91	34	14	2	3	246															

Stats
15th Percentile : 39 MPH
50th Percentile : 47 MPH
85th Percentile : 53 MPH
95th Percentile : 57 MPH

Mean Speed(Average) : 46 MPH
10 MPH Pace Speed : 45-54 MPH
Number in Pace : 2229
Percent in Pace : 57.5%
Number of Vehicles > 45 MPH : 2446
Percent of Vehicles > 45 MPH : 63.1%

INTERSECTION CRASH RATE WORKSHEET

CITY/TOWN : Northborough, MA COUNT DATE : 12/17/2014

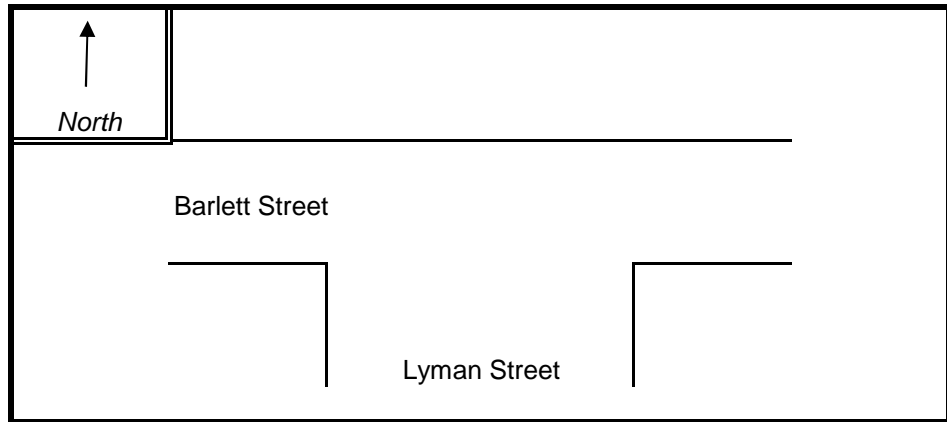
DISTRICT : 3 UNSIGNALIZED : X SIGNALIZED :

~ INTERSECTION DATA ~

MAJOR STREET : Bartlett Street

MINOR STREET(S) : Lyman Street

**INTERSECTION
 DIAGRAM
 (Label Approaches)**



PEAK HOUR VOLUMES

APPROACH :	1	2	3	4	5	Total Peak Hourly Approach Volume
DIRECTION :	EB	WB	NB			
PEAK HOURLY VOLUMES (AM/PM) :	218	651	213			1,082

" K " FACTOR : INTERSECTION ADT (V) = TOTAL DAILY APPROACH VOLUME :

TOTAL # OF CRASHES : # OF YEARS : AVERAGE # OF CRASHES PER YEAR (A) :

CRASH RATE CALCULATION :

0.72

$$\text{RATE} = \frac{(A * 1,000,000)}{(V * 365)}$$

Comments : _____

Project Title & Date: _____

INTERSECTION CRASH RATE WORKSHEET

CITY/TOWN : Northborough, MA COUNT DATE : 12/17/2014

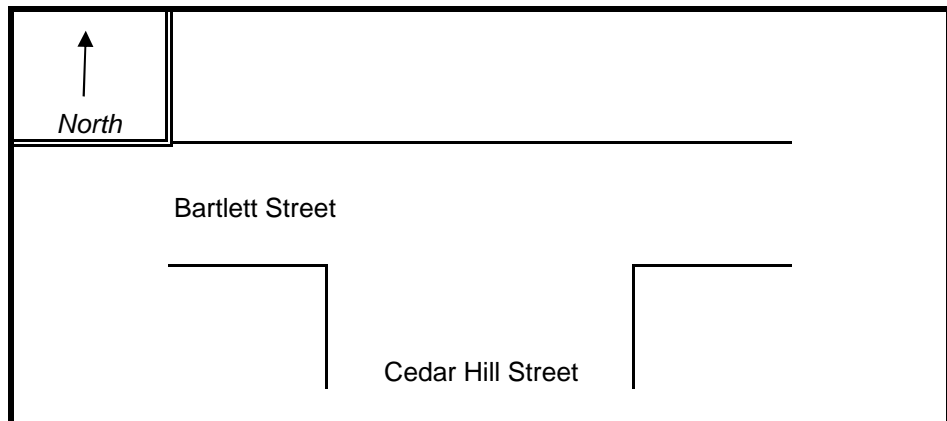
DISTRICT : 3 UNSIGNALIZED : SIGNALIZED :

~ INTERSECTION DATA ~

MAJOR STREET : Bartlett Street

MINOR STREET(S) : Cedar Hill Street

**INTERSECTION
 DIAGRAM
 (Label Approaches)**



PEAK HOUR VOLUMES

APPROACH :	1	2	3	4	5	Total Peak Hourly Approach Volume
DIRECTION :	EB	WB	NB			
PEAK HOURLY VOLUMES (AM/PM) :	180	287	484			951

" K " FACTOR : INTERSECTION ADT (V) = TOTAL DAILY APPROACH VOLUME :

TOTAL # OF CRASHES : # OF YEARS : AVERAGE # OF CRASHES PER YEAR (A) :

CRASH RATE CALCULATION : RATE = $\frac{(A * 1,000,000)}{(V * 365)}$

Comments : _____

Project Title & Date: _____

Risk Group	Crash ID	Town	Year	Crash Date	Crash Time	Crash Severity	Total Vehicles	Total Injured	Total FATAL	Collision manner	Road Surface	Lighting	Weather	Street	Intersection	Distance From Nearest	Vehicles Travel	Most Harmful Events	Distance from Nearest	Distance from Nearest	Distance from Nearest	Vehicle Action Prior to	Vehicle Configuration	Motorist Type	X Coordinate	Y Coordinate	Crash Date Id
Cedar Hill Street at Bartlett Street	241202	NORTHBOROUGH	2009	11/20/2008	02:28 AM	Non-fatal injury	1	1	0	Single vehicle crash	Dry	Dark - lighted roadway	Clear			90 feet N from Intersection BARTLETT STREET / CEDAR HILL STREET	V1: Southbound / V2: Eastbound	V1: Collision with embankment				V1: Leaving traffic lane	V1: Passenger car		19198.792	89570.122	201119
Cedar Hill Street at Bartlett Street	254426	NORTHBOROUGH	2009	10/28/2008	5:43 PM	Property damage only (none injured)	2	0	0	Angle	Wet	Dark - lighted roadway	Rain	BARTLETT STREET / CEDAR HILL STREET	BARTLETT STREET / CEDAR HILL STREET		V1: Southbound / V2: Eastbound	V1: Collision with motor vehicle in traffic / V2: Collision with motor vehicle				V1: Travelling straight ahead / V2: Turning left	V1: Passenger car / V2: Passenger car		19198.3707	89560.8132	336236
Cedar Hill Street at Bartlett Street	276383	NORTHBOROUGH	2011	7/7/2011	6:39 AM	Non-fatal injury	1	1	0	Head-on	Dry	Day light	Clear/Cloudy			548 BARTLETT STREET / CEDAR HILL STREET	V1: Eastbound	V1: Collision with motor vehicle in traffic				V1: Travelling straight ahead	V1: Passenger car	P2: Pedestrian (Bicyclist, stroller, wheelchair, person on cart)	191919.9654	89566.865	3548212
Cedar Hill Street at Bartlett Street	300470	NORTHBOROUGH	2011	12/31/2011	7:22 AM	Property damage only (none injured)	1	0	0	Single vehicle crash	Ice	Dawn	Rain/Cloudy			300 feet E from Intersection 548 BARTLETT STREET / CEDAR HILL STREET	V1: Eastbound	V1: Collision with tree				V1: Not reported	V1: Passenger car		191980.8782	89674.2155	3548330
Cedar Hill Street at Bartlett Street	323133	NORTHBOROUGH	2012	9/29/2012	7:07 AM	Property damage only (none injured)	2	0	0	Angle	Dry	Day light	Clear	BARTLETT STREET / CEDAR HILL STREET	BARTLETT STREET / CEDAR HILL STREET		V1: Southbound / V2: Eastbound	V1: Collision with motor vehicle in traffic / V2: Collision with motor vehicle				V1: Travelling straight ahead / V2: Turning left	V1: Light truck/van, minivan, pickup, sport utility with only four tires / V2: Light truck/van, minivan, pickup, sport utility with only four tires /		191928.3707	89560.8132	377568
Lyman Street at Bartlett Street	303788	NORTHBOROUGH	2012	2/12/2012	5:58 PM	Property damage only (none injured)	2	0	0	Angle	Dry	Dark - roadway not lighted	Clear	BARTLETT STREET / LYMAN STREET	BARTLETT STREET / LYMAN STREET		V1: Southbound / V2: Eastbound	V1: Collision with motor vehicle in traffic / V2: Collision with motor vehicle				V1: Travelling straight ahead / V2: Turning left	V1: Passenger car / V2: Passenger car		190564.4081	89568.3275	3775751
Lyman Street at Bartlett Street	284705	NORTHBOROUGH	2011	12/9/2011	10:53 PM	Property damage only (none injured)	1	0	0	Single vehicle crash	Wet	Dark - lighted roadway	Cloudy/Rain	BARTLETT STREET / LYMAN STREET	BARTLETT STREET / LYMAN STREET		V1: Eastbound	V1: Collision with ditch				V1: Travelling straight ahead	V1: Passenger car		190564.4081	89568.3275	3548330
Lyman Street at Bartlett Street	313246	NORTHBOROUGH	2011	8/27/2011	9:57 PM	Property damage only (none injured)	1	0	0	Single vehicle crash	Wet	Dark - lighted roadway	Cloudy/Rain	LYMAN STREET / BARTLETT STREET	LYMAN STREET / BARTLETT STREET		V1: Northbound	V1: Collision with guardrail				V1: Travelling straight ahead	V1: Passenger car		190564.4081	89568.3275	3548225
Lyman Street at Bartlett Street	278246	NORTHBOROUGH	2011	6/6/2011	1:57 PM	Non-fatal injury	2	2	0	Head-on	Dry	Day light	Clear			LYMAN STREET / BARTLETT STREET	V1: Eastbound / V2: Northbound	V1: Collision with motor vehicle in traffic / V2: Collision with motor vehicle				V1: Turning right / V2: Slowing or stopped in traffic	V1: Passenger car / V2: Passenger car		190564.4081	89568.3275	3548187
Lyman Street at Bartlett Street	202199	NORTHBOROUGH	2010	6/16/2010	02:30 AM	Property damage only (none injured)	1	0	0	Single vehicle crash	Dry	Dark - lighted roadway	Clear	BARTLETT STREET / LYMAN STREET	BARTLETT STREET / LYMAN STREET		V1: Northbound	V1: Collision with embankment				V1: Travelling straight ahead	V1: Passenger car		190564.4081	89568.3275	3531928
Lyman Street at Bartlett Street	289621	NORTHBOROUGH	2010	3/25/2010	7:56 PM	Property damage only (none injured)	2	0	0	Rear-end	Dry	Dark - roadway not lighted	Clear/Cloudy	LYMAN STREET / BARTLETT STREET	LYMAN STREET / BARTLETT STREET		V1: Northbound / V2: Northbound	V1: Collision with motor vehicle in traffic / V2: Collision with motor vehicle				V1: Slowing or stopped in traffic / V2: Backing	V1: Passenger car / V2: Passenger car		190564.4081	89568.3275	3531622
Lyman Street at Bartlett Street	257244	NORTHBOROUGH	2010	1/9/2010	10:24 PM	Property damage only (none injured)	2	0	0	Rear-end	Dry	Day light	Clear/Cloudy	LYMAN STREET / BARTLETT STREET	BARTLETT STREET / LYMAN STREET		V1: Northbound / V2: Northbound	V1: Collision with motor vehicle in traffic / V2: Collision with motor vehicle				V1: Slowing or stopped in traffic / V2: Slowing or stopped in traffic	V1: Light truck/van, minivan, pickup, sport utility with only four tires / V2: Passenger car / V2: Passenger car		190564.4081	89568.3275	3531800
Lyman Street at Bartlett Street	287443	NORTHBOROUGH	2010	1/3/2010	8:12 PM	Property damage only (none injured)	2	0	0	Angle	Snow	Day light	Cloudy/Snow			200 Feet N from Intersection 108 BARTLETT STREET / LYMAN STREET	V1: Southbound / V2: Southbound	V1: Collision with parked motor vehicle / V2: Collision with motor vehicle in traffic				V1: Parked / V2: Travelling straight ahead	V1: Passenger car / V2: Passenger car		190564.2091	89676.7104	3531846
Lyman Street at Bartlett Street	260194	NORTHBOROUGH	2009	12/19/2009	6:55 PM	Property damage only (none injured)	2	0	0	Rear-end	Dry	Dark - lighted roadway	Clear	LYMAN STREET / BARTLETT STREET	LYMAN STREET / BARTLETT STREET		V1: Eastbound / V2: Eastbound	V1: Collision with motor vehicle in traffic / V2: Collision with motor vehicle				V1: Backing / V2: Slowing or stopped in traffic	V1: Not reported / V2: Not reported		190564.4081	89568.3275	3530190
Lyman Street at Bartlett Street	254443	NORTHBOROUGH	2009	10/23/2009	8:13 PM	Property damage only (none injured)	2	0	0	Rear-end	Dry	Dark	Clear/Cloudy	LYMAN STREET / BARTLETT STREET	LYMAN STREET / BARTLETT STREET		V1: Eastbound / V2: Eastbound	V1: Collision with motor vehicle in traffic / V2: Collision with motor vehicle				V1: Slowing or stopped in traffic / V2: Slowing or stopped in traffic	V1: Passenger car / V2: Passenger car		190564.4081	89568.3275	3280012
Lyman Street at Bartlett Street	280238	NORTHBOROUGH	2009	7/28/2009	11:41 AM	Property damage only (none injured)	2	0	0	Rear-end	Dry	Day light	Clear/Cloudy	BARTLETT STREET / LYMAN STREET	BARTLETT STREET / LYMAN STREET		V1: Westbound / V2: Westbound	V1: Collision with motor vehicle in traffic / V2: Collision with motor vehicle				V1: Slowing or stopped in traffic / V2: Backing	V1: Light truck/van, minivan, pickup, sport utility with only four tires / V2: Passenger car / V2: Passenger car		190564.4081	89568.3275	3362286
Lyman Street at Bartlett Street	241012	NORTHBOROUGH	2008	11/29/2008	5:55 PM	Property damage only (none injured)	2	0	0	Angle	Wet	Dark - lighted roadway	Rain	BARTLETT STREET / LYMAN STREET	BARTLETT STREET / LYMAN STREET		V1: Southbound / V2: Northbound	V1: Collision with motor vehicle in traffic / V2: Collision with motor vehicle				V1: Travelling straight ahead / V2: Turning left	V1: Passenger car / V2: Passenger car		190564.4081	89568.3275	3261186
Lyman Street at Bartlett Street	227921	NORTHBOROUGH	2008	7/23/2008	5:09 PM	Property damage only (none injured)	2	0	0	Angle	Dry	Day light	Cloudy	BARTLETT STREET / LYMAN STREET	BARTLETT STREET / LYMAN STREET		V1: Northbound / V2: Eastbound	V1: Collision with motor vehicle in traffic / V2: Collision with motor vehicle				V1: Turning left / V2: Turning left	V1: Passenger car / V2: Passenger car		190564.4081	89568.3275	3261196
Lyman Street at Bartlett Street	226193	NORTHBOROUGH	2008	5/21/2008	4:22 PM	Property damage only (none injured)	2	0	0	Angle	Dry	Day light	Clear	BARTLETT STREET / LYMAN STREET	BARTLETT STREET / LYMAN STREET		V1: Eastbound / V2: Southbound	V1: Collision with motor vehicle in traffic / V2: Collision with motor vehicle				V1: Travelling straight ahead / V2: Turning right	V1: Passenger car / V2: Passenger car		190564.4081	89568.3275	3261052
Lyman Street at Bartlett Street	281744	NORTHBOROUGH	2008	1/1/2008	11:58 AM	Property damage only (none injured)	2	0	0	Angle	Snow	Day light	Snow	BARTLETT STREET / LYMAN STREET	BARTLETT STREET / LYMAN STREET		V1: Eastbound / V2: Northbound	V1: Not reported / V2: Not reported				V1: Slowing or stopped in traffic / V2: Travelling straight ahead	V1: Passenger car / V2: Light truck/van, minivan, pickup, sport		190564.4081	89568.3275	3260941

Appendix D

Town : Northborough
 Street : Bartlett Street
 Location : Between Route 20 and Lyman Street

Site: 2021049
 5/17/2021
 Monday

Daily Classification

Combined Channels

Interval Start	Total	Motor Bikes	Cars & Trailers	2 Axle Long	Buses	2 Axle 6 Tire	3 Axle Single	4 Axle Single	<5 Axle Double	5 Axle Double	>6 Axle Double	<6 Axle Multi	6 Axle Multi	>6 Axle Multi
12:00 AM	-	-	-	-	-	-	-	-	-	-	-	-	-	-
1:00 AM	-	-	-	-	-	-	-	-	-	-	-	-	-	-
2:00 AM	-	-	-	-	-	-	-	-	-	-	-	-	-	-
3:00 AM	-	-	-	-	-	-	-	-	-	-	-	-	-	-
4:00 AM	-	-	-	-	-	-	-	-	-	-	-	-	-	-
5:00 AM	-	-	-	-	-	-	-	-	-	-	-	-	-	-
6:00 AM	-	-	-	-	-	-	-	-	-	-	-	-	-	-
7:00 AM	-	-	-	-	-	-	-	-	-	-	-	-	-	-
8:00 AM	-	-	-	-	-	-	-	-	-	-	-	-	-	-
9:00 AM	-	-	-	-	-	-	-	-	-	-	-	-	-	-
10:00 AM	-	-	-	-	-	-	-	-	-	-	-	-	-	-
11:00 AM	293	1	201	49	2	32	1	0	3	4	0	0	0	0
12:00 PM	371	8	266	53	11	27	2	0	2	2	0	0	0	0
1:00 PM	434	7	292	73	29	28	2	0	2	1	0	0	0	0
2:00 PM	584	5	429	85	22	34	3	0	4	2	0	0	0	0
3:00 PM	579	6	417	100	15	35	3	0	1	2	0	0	0	0
4:00 PM	545	9	387	99	6	37	2	0	2	3	0	0	0	0
5:00 PM	524	4	390	88	10	28	2	0	1	1	0	0	0	0
6:00 PM	380	8	268	76	5	23	0	0	0	0	0	0	0	0
7:00 PM	361	0	266	64	4	25	0	0	1	1	0	0	0	0
8:00 PM	232	4	147	62	3	11	2	0	1	2	0	0	0	0
9:00 PM	135	2	88	30	3	12	0	0	0	0	0	0	0	0
10:00 PM	74	1	47	19	0	5	0	0	0	2	0	0	0	0
11:00 PM	63	0	41	11	4	5	0	0	1	1	0	0	0	0
Total	4575	55	3239	809	114	302	17	0	18	21	0	0	0	0
%		1.2	70.8	17.7	2.5	6.6	0.4	0.0	0.4	0.5	0.0	0.0	0.0	0.0

Town : Northborough
 Street : Bartlett Street
 Location : Between Route 20 and Lyman Street

Site: 2021049
 5/18/2021
 Tuesday

Daily Classification

Combined Channels

Interval Start	Total	Motor Bikes	Cars & Trailers	2 Axle Long	Buses	2 Axle 6 Tire	3 Axle Single	4 Axle Single	<5 Axle Double	5 Axle Double	>6 Axle Double	<6 Axle Multi	6 Axle Multi	>6 Axle Multi
12:00 AM	79	0	65	9	2	2	0	0	0	1	0	0	0	0
1:00 AM	43	0	22	9	3	5	1	0	1	1	0	0	1	0
2:00 AM	40	0	20	8	6	5	0	0	1	0	0	0	0	0
3:00 AM	37	2	18	8	3	3	0	0	0	1	0	1	1	0
4:00 AM	73	0	36	21	3	11	0	0	0	2	0	0	0	0
5:00 AM	201	2	99	70	9	18	0	0	2	1	0	0	0	0
6:00 AM	464	2	228	152	38	37	0	0	5	2	0	0	0	0
7:00 AM	608	10	350	184	23	38	0	0	1	2	0	0	0	0
8:00 AM	532	5	307	160	17	34	1	0	6	2	0	0	0	0
9:00 AM	322	6	209	72	9	19	1	0	2	4	0	0	0	0
10:00 AM	344	3	221	67	10	33	1	0	6	3	0	0	0	0
11:00 AM	315	5	201	58	7	34	0	0	5	5	0	0	0	0
12:00 PM	407	10	288	66	5	34	0	0	2	2	0	0	0	0
1:00 PM	441	7	305	87	15	24	0	1	1	1	0	0	0	0
2:00 PM	668	10	485	107	31	28	0	0	3	4	0	0	0	0
3:00 PM	582	8	410	108	15	31	3	0	2	5	0	0	0	0
4:00 PM	543	6	394	83	14	39	2	0	4	1	0	0	0	0
5:00 PM	604	14	445	107	7	26	1	0	4	0	0	0	0	0
6:00 PM	416	3	310	70	5	23	1	0	4	0	0	0	0	0
7:00 PM	343	5	226	76	8	23	2	0	2	1	0	0	0	0
8:00 PM	221	1	157	42	6	13	0	0	2	0	0	0	0	0
9:00 PM	109	3	75	26	0	4	0	0	1	0	0	0	0	0
10:00 PM	75	0	53	16	1	4	1	0	0	0	0	0	0	0
11:00 PM	72	0	45	15	4	3	3	0	1	1	0	0	0	0
Total	7539	102	4969	1621	241	491	17	1	55	39	0	1	2	0
%		1.4	65.9	21.5	3.2	6.5	0.2	0.0	0.7	0.5	0.0	0.0	0.0	0.0

Town : Northborough
 Street : Bartlett Street
 Location : Between Route 20 and Lyman Street

Site: 2021049
 5/19/2021
 Wednesday

Daily Classification

Combined Channels

Interval Start	Total	Motor Bikes	Cars & Trailers	2 Axle Long	Buses	2 Axle 6 Tire	3 Axle Single	4 Axle Single	<5 Axle Double	5 Axle Double	>6 Axle Double	<6 Axle Multi	6 Axle Multi	>6 Axle Multi
12:00 AM	70	0	54	12	1	2	1	0	0	0	0	0	0	0
1:00 AM	40	0	28	9	1	2	0	0	0	0	0	0	0	0
2:00 AM	25	0	16	5	2	2	0	0	0	0	0	0	0	0
3:00 AM	35	0	20	9	4	2	0	0	0	0	0	0	0	0
4:00 AM	73	0	40	22	4	7	0	0	0	0	0	0	0	0
5:00 AM	196	1	78	75	8	26	2	0	3	3	0	0	0	0
6:00 AM	470	6	220	159	35	43	1	0	5	1	0	0	0	0
7:00 AM	749	18	399	248	27	51	0	0	4	2	0	0	0	0
8:00 AM	606	5	334	197	17	45	2	0	3	3	0	0	0	0
9:00 AM	320	2	204	66	8	33	2	1	2	2	0	0	0	0
10:00 AM	322	8	197	69	11	28	2	0	6	1	0	0	0	0
11:00 AM	301	2	224	45	4	19	2	1	1	3	0	0	0	0
12:00 PM	359	1	259	61	4	26	1	1	4	2	0	0	0	0
1:00 PM	465	11	314	78	29	31	0	0	2	0	0	0	0	0
2:00 PM	590	9	422	98	27	27	3	0	3	1	0	0	0	0
3:00 PM	625	5	440	116	19	37	5	1	2	0	0	0	0	0
4:00 PM	536	8	388	89	8	39	2	0	2	0	0	0	0	0
5:00 PM	611	15	434	101	11	41	3	0	2	4	0	0	0	0
6:00 PM	423	7	297	81	8	27	1	0	2	0	0	0	0	0
7:00 PM	396	4	295	72	3	18	0	0	4	0	0	0	0	0
8:00 PM	244	4	161	61	1	14	1	0	2	0	0	0	0	0
9:00 PM	132	3	83	33	2	9	0	0	2	0	0	0	0	0
10:00 PM	82	1	54	16	0	8	0	0	0	3	0	0	0	0
11:00 PM	65	0	44	15	4	2	0	0	0	0	0	0	0	0
Total	7735	110	5005	1737	238	539	28	4	49	25	0	0	0	0
%		1.4	64.7	22.5	3.1	7.0	0.4	0.1	0.6	0.3	0.0	0.0	0.0	0.0

Town : Northborough
 Street : Bartlett Street
 Location : Between Route 20 and Lyman Street

Site: 2021049
 5/20/2021
 Thursday

Daily Classification

Combined Channels

Interval Start	Total	Motor Bikes	Cars & Trailers	2 Axle Long	Buses	2 Axle 6 Tire	3 Axle Single	4 Axle Single	<5 Axle Double	5 Axle Double	>6 Axle Double	<6 Axle Multi	6 Axle Multi	>6 Axle Multi
12:00 AM	59	0	40	13	3	2	0	0	0	1	0	0	0	0
1:00 AM	57	1	40	10	3	2	1	0	0	0	0	0	0	0
2:00 AM	37	0	17	11	4	2	1	0	1	1	0	0	0	0
3:00 AM	37	1	15	8	5	2	3	0	2	1	0	0	0	0
4:00 AM	76	0	36	27	3	9	1	0	0	0	0	0	0	0
5:00 AM	190	0	86	72	7	20	1	0	3	1	0	0	0	0
6:00 AM	463	4	215	157	36	45	3	0	3	0	0	0	0	0
7:00 AM	657	9	353	217	27	44	2	0	3	2	0	0	0	0
8:00 AM	627	6	324	216	26	42	3	0	7	3	0	0	0	0
9:00 AM	366	1	210	99	10	36	1	0	2	7	0	0	0	0
10:00 AM	295	6	184	57	12	32	2	0	0	2	0	0	0	0
11:00 AM	337	0	230	70	7	22	0	0	5	3	0	0	0	0
12:00 PM	393	1	275	77	9	28	0	0	2	1	0	0	0	0
1:00 PM	511	7	357	81	26	36	0	0	3	1	0	0	0	0
2:00 PM	641	6	452	127	24	29	0	0	2	1	0	0	0	0
3:00 PM	578	9	412	102	18	32	1	0	3	1	0	0	0	0
4:00 PM	596	6	438	104	20	26	0	0	2	0	0	0	0	0
5:00 PM	578	10	394	124	7	40	1	0	1	1	0	0	0	0
6:00 PM	387	3	260	80	5	35	1	0	3	0	0	0	0	0
7:00 PM	397	4	286	79	6	21	0	0	0	1	0	0	0	0
8:00 PM	236	0	155	53	5	20	0	0	3	0	0	0	0	0
9:00 PM	156	3	101	43	3	4	0	0	0	2	0	0	0	0
10:00 PM	79	1	57	17	0	4	0	0	0	0	0	0	0	0
11:00 PM	82	0	54	22	2	4	0	0	0	0	0	0	0	0
Total	7835	78	4991	1866	268	537	21	0	45	29	0	0	0	0
%		1.0	63.7	23.8	3.4	6.9	0.3	0.0	0.6	0.4	0.0	0.0	0.0	0.0

Town : Northborough
 Street : Bartlett Street
 Location : Between Route 20 and Lyman Street

Site: 2021049
 5/21/2021
 Friday

Daily Classification

Combined Channels

Interval Start	Total	Motor Bikes	Cars & Trailers	2 Axle Long	Buses	2 Axle 6 Tire	3 Axle Single	4 Axle Single	<5 Axle Double	5 Axle Double	>6 Axle Double	<6 Axle Multi	6 Axle Multi	>6 Axle Multi
12:00 AM	76	0	56	14	1	3	1	0	1	0	0	0	0	0
1:00 AM	53	1	37	10	3	1	0	0	0	1	0	0	0	0
2:00 AM	24	0	10	6	5	1	1	0	0	1	0	0	0	0
3:00 AM	42	0	17	16	3	4	0	0	0	2	0	0	0	0
4:00 AM	92	0	37	30	10	9	1	0	0	5	0	0	0	0
5:00 AM	182	3	87	64	6	19	1	0	2	0	0	0	0	0
6:00 AM	494	3	227	160	36	64	1	0	1	2	0	0	0	0
7:00 AM	644	5	350	221	21	39	0	0	6	2	0	0	0	0
8:00 AM	635	8	347	215	19	41	2	0	1	2	0	0	0	0
9:00 AM	437	2	231	152	9	35	2	0	5	1	0	0	0	0
10:00 AM	369	4	223	93	7	37	1	0	3	1	0	0	0	0
11:00 AM	367	5	221	95	6	36	1	0	1	2	0	0	0	0
12:00 PM	436	4	282	97	11	31	4	0	3	4	0	0	0	0
1:00 PM	507	6	316	101	35	46	2	0	1	0	0	0	0	0
2:00 PM	654	8	439	149	27	23	0	0	6	2	0	0	0	0
3:00 PM	611	12	430	116	24	21	2	0	5	1	0	0	0	0
4:00 PM	543	6	412	78	15	26	2	0	2	2	0	0	0	0
5:00 PM	568	7	425	101	2	28	0	0	5	0	0	0	0	0
6:00 PM	428	5	294	91	8	27	0	0	2	1	0	0	0	0
7:00 PM	427	7	303	90	4	18	1	0	1	3	0	0	0	0
8:00 PM	254	4	166	69	1	11	1	0	1	1	0	0	0	0
9:00 PM	141	4	83	34	1	13	3	0	0	3	0	0	0	0
10:00 PM	101	0	66	26	2	3	0	0	0	4	0	0	0	0
11:00 PM	91	0	59	21	2	8	0	0	0	1	0	0	0	0
Total	8176	94	5118	2049	258	544	26	0	46	41	0	0	0	0
%		1.1	62.6	25.1	3.2	6.7	0.3	0.0	0.6	0.5	0.0	0.0	0.0	0.0

Town : Northborough
 Street : Bartlett Street
 Location : Between Route 20 and Lyman Street

Site: 2021049
 5/22/2021
 Saturday

Daily Classification

Combined Channels

Interval Start	Total	Motor Bikes	Cars & Trailers	2 Axle Long	Buses	2 Axle 6 Tire	3 Axle Single	4 Axle Single	<5 Axle Double	5 Axle Double	>6 Axle Double	<6 Axle Multi	6 Axle Multi	>6 Axle Multi
12:00 AM	72	0	50	18	2	1	0	0	0	1	0	0	0	0
1:00 AM	40	0	25	7	5	2	0	0	0	1	0	0	0	0
2:00 AM	27	0	18	5	4	0	0	0	0	0	0	0	0	0
3:00 AM	12	0	5	3	2	0	0	0	1	1	0	0	0	0
4:00 AM	32	0	15	13	0	3	0	0	0	1	0	0	0	0
5:00 AM	53	0	27	21	0	5	0	0	0	0	0	0	0	0
6:00 AM	116	1	69	31	2	10	0	0	1	2	0	0	0	0
7:00 AM	160	2	80	57	5	12	1	0	2	1	0	0	0	0
8:00 AM	327	7	206	86	1	21	3	0	3	0	0	0	0	0
9:00 AM	291	3	179	83	3	22	0	0	1	0	0	0	0	0
10:00 AM	347	2	224	91	4	24	0	0	1	1	0	0	0	0
11:00 AM	284	5	205	53	4	14	1	0	2	0	0	0	0	0
12:00 PM	299	5	218	43	6	25	1	0	0	1	0	0	0	0
1:00 PM	333	3	247	58	3	20	0	0	0	2	0	0	0	0
2:00 PM	364	3	261	75	4	19	0	0	2	0	0	0	0	0
3:00 PM	304	1	229	59	2	13	0	0	0	0	0	0	0	0
4:00 PM	288	1	209	59	1	18	0	0	0	0	0	0	0	0
5:00 PM	253	0	195	44	1	12	1	0	0	0	0	0	0	0
6:00 PM	234	2	182	42	2	5	1	0	0	0	0	0	0	0
7:00 PM	267	3	184	66	2	10	1	0	0	1	0	0	0	0
8:00 PM	182	0	127	43	2	10	0	0	0	0	0	0	0	0
9:00 PM	127	0	84	29	2	8	3	0	0	1	0	0	0	0
10:00 PM	81	0	63	14	0	4	0	0	0	0	0	0	0	0
11:00 PM	81	1	60	16	2	2	0	0	0	0	0	0	0	0
Total	4574	39	3162	1016	59	260	12	0	13	13	0	0	0	0
%		0.9	69.1	22.2	1.3	5.7	0.3	0.0	0.3	0.3	0.0	0.0	0.0	0.0

Town : Northborough
 Street : Bartlett Street
 Location : Between Route 20 and Lyman Street

Site: 2021049
 5/23/2021
 Sunday

Daily Classification

Combined Channels

Interval Start	Total	Motor Bikes	Cars & Trailers	2 Axle Long	Buses	2 Axle 6 Tire	3 Axle Single	4 Axle Single	<5 Axle Double	5 Axle Double	>6 Axle Double	<6 Axle Multi	6 Axle Multi	>6 Axle Multi
12:00 AM	50	0	33	9	3	2	0	0	1	2	0	0	0	0
1:00 AM	18	0	9	3	2	2	0	0	0	2	0	0	0	0
2:00 AM	11	0	7	2	1	1	0	0	0	0	0	0	0	0
3:00 AM	2	0	2	0	0	0	0	0	0	0	0	0	0	0
4:00 AM	7	0	3	2	0	2	0	0	0	0	0	0	0	0
5:00 AM	20	0	12	6	0	2	0	0	0	0	0	0	0	0
6:00 AM	48	0	31	12	1	3	0	0	1	0	0	0	0	0
7:00 AM	112	1	75	29	1	6	0	0	0	0	0	0	0	0
8:00 AM	180	0	126	41	0	11	1	0	1	0	0	0	0	0
9:00 AM	225	3	160	42	0	20	0	0	0	0	0	0	0	0
10:00 AM	240	2	185	41	1	11	0	0	0	0	0	0	0	0
11:00 AM	251	4	194	43	1	8	0	0	1	0	0	0	0	0
12:00 PM	247	2	190	40	1	12	0	0	2	0	0	0	0	0
1:00 PM	270	3	211	38	2	16	0	0	0	0	0	0	0	0
2:00 PM	268	0	204	46	2	16	0	0	0	0	0	0	0	0
3:00 PM	258	3	196	43	0	16	0	0	0	0	0	0	0	0
4:00 PM	247	2	178	60	1	5	0	0	0	1	0	0	0	0
5:00 PM	239	1	176	46	1	15	0	0	0	0	0	0	0	0
6:00 PM	161	2	117	26	2	14	0	0	0	0	0	0	0	0
7:00 PM	189	1	132	43	1	8	0	0	0	4	0	0	0	0
8:00 PM	146	1	102	37	0	5	0	0	0	1	0	0	0	0
9:00 PM	69	0	47	18	0	4	0	0	0	0	0	0	0	0
10:00 PM	59	0	40	11	7	1	0	0	0	0	0	0	0	0
11:00 PM	36	0	27	8	0	1	0	0	0	0	0	0	0	0
Total	3353	25	2457	646	27	181	1	0	6	10	0	0	0	0
%		0.7	73.3	19.3	0.8	5.4	0.0	0.0	0.2	0.3	0.0	0.0	0.0	0.0

Town : Northborough
 Street : Bartlett Street
 Location : Between Route 20 and Lyman Street

Site: 2021049
 5/24/2021
 Monday

Daily Classification

Combined Channels

Interval Start	Total	Motor Bikes	Cars & Trailers	2 Axle Long	Buses	2 Axle 6 Tire	3 Axle Single	4 Axle Single	<5 Axle Double	5 Axle Double	>6 Axle Double	<6 Axle Multi	6 Axle Multi	>6 Axle Multi
12:00 AM	50	0	37	6	2	4	0	0	0	1	0	0	0	0
1:00 AM	24	0	16	3	0	5	0	0	0	0	0	0	0	0
2:00 AM	28	0	13	8	3	3	0	0	0	1	0	0	0	0
3:00 AM	24	0	13	5	2	4	0	0	0	0	0	0	0	0
4:00 AM	84	1	38	24	3	14	2	0	0	2	0	0	0	0
5:00 AM	183	0	89	71	3	16	0	0	1	3	0	0	0	0
6:00 AM	483	1	231	172	31	44	2	0	2	0	0	0	0	0
7:00 AM	687	6	366	234	23	52	0	0	6	0	0	0	0	0
8:00 AM	654	7	338	232	17	50	2	0	7	1	0	0	0	0
9:00 AM	379	3	206	116	15	28	1	0	3	7	0	0	0	0
10:00 AM	505	1	306	109	39	41	1	0	7	1	0	0	0	0
11:00 AM	415	8	266	89	14	33	2	0	3	0	0	0	0	0
12:00 PM	425	2	283	92	10	29	1	0	6	2	0	0	0	0
1:00 PM	452	1	302	91	9	40	3	0	4	2	0	0	0	0
2:00 PM	578	6	369	145	11	37	3	0	4	3	0	0	0	0
3:00 PM	577	12	359	136	13	47	1	0	4	5	0	0	0	0
4:00 PM	603	7	393	136	13	42	3	0	7	2	0	0	0	0
5:00 PM	572	2	393	139	5	29	3	0	1	0	0	0	0	0
6:00 PM	505	9	339	115	8	29	0	0	5	0	0	0	0	0
7:00 PM	388	4	262	85	7	28	0	0	0	2	0	0	0	0
8:00 PM	239	2	160	65	0	9	0	0	1	2	0	0	0	0
9:00 PM	110	0	77	29	0	4	0	0	0	0	0	0	0	0
10:00 PM	98	1	62	24	2	6	2	0	1	0	0	0	0	0
11:00 PM	53	0	34	13	1	4	0	0	0	1	0	0	0	0
Total	8116	73	4952	2139	231	598	26	0	62	35	0	0	0	0
%		0.9	61.0	26.4	2.8	7.4	0.3	0.0	0.8	0.4	0.0	0.0	0.0	0.0

Town : Northborough
 Street : Bartlett Street
 Location : Between Route 20 and Lyman Street

Site: 2021049
 5/25/2021
 Tuesday

Daily Classification

Combined Channels

Interval Start	Total	Motor Bikes	Cars & Trailers	2 Axle Long	Buses	2 Axle 6 Tire	3 Axle Single	4 Axle Single	<5 Axle Double	5 Axle Double	>6 Axle Double	<6 Axle Multi	6 Axle Multi	>6 Axle Multi
12:00 AM	45	0	34	11	0	0	0	0	0	0	0	0	0	0
1:00 AM	74	0	44	16	6	6	1	0	0	1	0	0	0	0
2:00 AM	37	0	16	11	7	1	1	0	0	0	0	1	0	0
3:00 AM	32	0	14	9	1	6	0	0	1	0	0	0	1	0
4:00 AM	90	0	42	33	4	8	0	0	0	3	0	0	0	0
5:00 AM	217	1	99	79	7	27	0	0	2	2	0	0	0	0
6:00 AM	519	4	236	189	34	52	0	0	2	2	0	0	0	0
7:00 AM	705	16	360	230	29	64	1	0	3	2	0	0	0	0
8:00 AM	634	5	333	223	16	47	1	0	8	1	0	0	0	0
9:00 AM	412	6	242	108	14	37	3	0	0	2	0	0	0	0
10:00 AM	303	0	195	65	5	32	0	0	4	2	0	0	0	0
11:00 AM	367	6	242	62	11	37	2	1	2	3	1	0	0	0
12:00 PM	421	8	270	85	12	34	2	0	6	4	0	0	0	0
1:00 PM	578	14	367	113	34	43	2	0	3	2	0	0	0	0
2:00 PM	666	12	450	121	34	36	2	0	8	3	0	0	0	0
3:00 PM	640	11	424	152	16	33	1	0	3	0	0	0	0	0
4:00 PM	641	13	458	123	12	32	1	0	0	2	0	0	0	0
5:00 PM	678	8	474	145	5	45	0	0	0	1	0	0	0	0
6:00 PM	496	5	327	123	7	30	3	0	1	0	0	0	0	0
7:00 PM	360	2	252	84	3	17	0	0	0	2	0	0	0	0
8:00 PM	224	3	148	51	6	14	0	0	2	0	0	0	0	0
9:00 PM	128	0	86	32	2	8	0	0	0	0	0	0	0	0
10:00 PM	95	0	71	17	1	4	0	0	0	2	0	0	0	0
11:00 PM	54	1	32	10	2	6	1	0	1	1	0	0	0	0
Total	8416	115	5216	2092	268	619	21	1	46	35	1	1	1	0
%		1.4	62.0	24.9	3.2	7.4	0.2	0.0	0.5	0.4	0.0	0.0	0.0	0.0

Town : Northborough
 Street : Bartlett Street
 Location : Between Route 20 and Lyman Street

Site: 2021049
 5/26/2021
 Wednesday

Daily Classification

Combined Channels

Interval Start	Total	Motor Bikes	Cars & Trailers	2 Axle Long	Buses	2 Axle 6 Tire	3 Axle Single	4 Axle Single	<5 Axle Double	5 Axle Double	>6 Axle Double	<6 Axle Multi	6 Axle Multi	>6 Axle Multi
12:00 AM	68	0	48	16	1	3	0	0	0	0	0	0	0	0
1:00 AM	39	0	27	6	1	4	0	0	0	1	0	0	0	0
2:00 AM	33	1	15	10	4	2	0	0	0	1	0	0	0	0
3:00 AM	23	0	11	4	0	6	0	0	2	0	0	0	0	0
4:00 AM	78	0	42	26	1	8	0	0	0	1	0	0	0	0
5:00 AM	169	1	84	57	3	23	0	0	1	0	0	0	0	0
6:00 AM	449	3	213	141	36	45	4	0	4	3	0	0	0	0
7:00 AM	645	11	364	194	32	37	3	0	4	0	0	0	0	0
8:00 AM	565	3	331	177	15	32	2	0	5	0	0	0	0	0
9:00 AM	355	1	218	97	8	25	1	0	2	3	0	0	0	0
10:00 AM	323	4	221	53	8	35	1	0	0	1	0	0	0	0
11:00 AM	363	1	239	79	8	31	3	0	1	1	0	0	0	0
12:00 PM	449	11	296	88	11	34	1	0	4	4	0	0	0	0
1:00 PM	482	4	328	81	27	37	2	1	0	2	0	0	0	0
2:00 PM	667	4	460	111	30	55	1	0	2	4	0	0	0	0
3:00 PM	573	9	397	108	18	34	2	0	1	4	0	0	0	0
4:00 PM	575	5	420	94	12	37	1	0	5	1	0	0	0	0
5:00 PM	554	5	405	88	7	42	3	0	1	3	0	0	0	0
6:00 PM	417	6	281	92	7	26	1	0	2	2	0	0	0	0
7:00 PM	386	1	284	75	2	21	0	0	2	1	0	0	0	0
8:00 PM	194	0	127	47	3	14	1	0	1	1	0	0	0	0
9:00 PM	110	0	84	17	3	4	0	0	0	2	0	0	0	0
10:00 PM	66	0	44	12	0	9	1	0	0	0	0	0	0	0
11:00 PM	72	0	46	17	3	5	0	0	0	1	0	0	0	0
Total	7655	70	4985	1690	240	569	27	1	37	36	0	0	0	0
%		0.9	65.1	22.1	3.1	7.4	0.4	0.0	0.5	0.5	0.0	0.0	0.0	0.0

Town : Northborough
 Street : Bartlett Street
 Location : Between Route 20 and Lyman Street

Site: 2021049
 5/27/2021
 Thursday

Daily Classification

Combined Channels

Interval Start	Total	Motor Bikes	Cars & Trailers	2 Axle Long	Buses	2 Axle 6 Tire	3 Axle Single	4 Axle Single	<5 Axle Double	5 Axle Double	>6 Axle Double	<6 Axle Multi	6 Axle Multi	>6 Axle Multi
12:00 AM	59	1	45	10	2	1	0	0	0	0	0	0	0	0
1:00 AM	48	0	30	10	2	4	1	0	0	1	0	0	0	0
2:00 AM	34	0	19	6	4	4	1	0	0	0	0	0	0	0
3:00 AM	36	0	15	13	2	5	0	0	1	0	0	0	0	0
4:00 AM	86	1	40	29	3	12	1	0	0	0	0	0	0	0
5:00 AM	208	1	95	75	3	30	2	0	1	1	0	0	0	0
6:00 AM	517	4	240	182	34	55	0	0	1	1	0	0	0	0
7:00 AM	708	14	375	233	22	53	3	0	5	3	0	0	0	0
8:00 AM	627	6	341	207	15	46	8	0	3	1	0	0	0	0
9:00 AM	426	5	246	108	12	41	11	0	3	0	0	0	0	0
10:00 AM	357	7	223	71	8	33	13	0	2	0	0	0	0	0
11:00 AM	382	6	223	83	4	50	9	1	4	2	0	0	0	0
12:00 PM	406	6	265	72	16	36	9	0	2	0	0	0	0	0
1:00 PM	532	8	340	101	28	40	12	0	1	2	0	0	0	0
2:00 PM	694	15	496	117	23	30	7	0	6	0	0	0	0	0
3:00 PM	561	4	375	119	16	40	1	0	5	1	0	0	0	0
4:00 PM	618	0	456	118	9	34	0	0	1	0	0	0	0	0
5:00 PM	537	3	389	99	4	37	1	0	4	0	0	0	0	0
6:00 PM	495	3	336	123	2	23	2	0	2	4	0	0	0	0
7:00 PM	474	10	324	114	5	18	0	0	3	0	0	0	0	0
8:00 PM	255	2	180	48	4	13	0	0	7	1	0	0	0	0
9:00 PM	176	1	120	46	1	6	0	0	2	0	0	0	0	0
10:00 PM	128	1	98	20	0	4	3	0	2	0	0	0	0	0
11:00 PM	85	0	63	16	0	6	0	0	0	0	0	0	0	0
Total	8449	98	5334	2020	219	621	84	1	55	17	0	0	0	0
%		1.2	63.1	23.9	2.6	7.3	1.0	0.0	0.7	0.2	0.0	0.0	0.0	0.0

Town : Northborough
 Street : Bartlett Street
 Location : Between Route 20 and Lyman Street

Site: 2021049
 5/28/2021
 Friday

Daily Classification

Combined Channels

Interval Start	Total	Motor Bikes	Cars & Trailers	2 Axle Long	Buses	2 Axle 6 Tire	3 Axle Single	4 Axle Single	<5 Axle Double	5 Axle Double	>6 Axle Double	<6 Axle Multi	6 Axle Multi	>6 Axle Multi
12:00 AM	100	1	67	19	3	5	3	0	1	1	0	0	0	0
1:00 AM	47	0	22	11	5	4	3	0	0	2	0	0	0	0
2:00 AM	33	0	21	4	2	3	0	0	2	1	0	0	0	0
3:00 AM	36	0	14	9	3	4	5	0	1	0	0	0	0	0
4:00 AM	85	0	41	30	3	9	1	0	0	1	0	0	0	0
5:00 AM	154	0	72	55	1	26	0	0	0	0	0	0	0	0
6:00 AM	456	3	224	144	33	48	2	0	1	1	0	0	0	0
7:00 AM	619	4	328	192	25	57	3	0	9	1	0	0	0	0
8:00 AM	567	5	309	186	12	43	9	0	2	1	0	0	0	0
9:00 AM	454	8	245	114	15	55	11	0	1	5	0	0	0	0
10:00 AM	338	5	186	84	8	38	13	0	2	2	0	0	0	0
11:00 AM	436	5	264	106	7	39	12	0	2	1	0	0	0	0
12:00 PM	444	5	283	98	8	31	7	2	8	2	0	0	0	0
1:00 PM	567	9	347	113	29	48	12	0	4	5	0	0	0	0
2:00 PM	676	20	398	145	42	58	4	0	7	2	0	0	0	0
3:00 PM	714	7	452	169	27	50	0	0	7	2	0	0	0	0
4:00 PM	562	3	364	131	12	45	4	0	2	1	0	0	0	0
5:00 PM	587	1	384	159	7	36	0	0	0	0	0	0	0	0
6:00 PM	418	1	260	115	12	25	1	0	4	0	0	0	0	0
7:00 PM	356	3	228	94	8	18	0	0	2	3	0	0	0	0
8:00 PM	194	0	121	57	2	10	1	0	1	2	0	0	0	0
9:00 PM	147	0	98	40	2	2	2	0	0	3	0	0	0	0
10:00 PM	83	0	48	26	2	6	0	0	0	1	0	0	0	0
11:00 PM	47	0	31	11	0	4	0	0	0	1	0	0	0	0
Total	8120	80	4807	2112	268	664	93	2	56	38	0	0	0	0
%		1.0	59.2	26.0	3.3	8.2	1.1	0.0	0.7	0.5	0.0	0.0	0.0	0.0

Town : Northborough
 Street : Bartlett Street
 Location : Between Route 20 and Lyman Street

Site: 2021049
 5/29/2021
 Saturday

Daily Classification

Combined Channels

Interval Start	Total	Motor Bikes	Cars & Trailers	2 Axle Long	Buses	2 Axle 6 Tire	3 Axle Single	4 Axle Single	<5 Axle Double	5 Axle Double	>6 Axle Double	<6 Axle Multi	6 Axle Multi	>6 Axle Multi
12:00 AM	72	1	49	18	3	1	0	0	0	0	0	0	0	0
1:00 AM	53	0	44	6	0	2	0	0	0	1	0	0	0	0
2:00 AM	28	0	12	6	5	2	0	0	1	2	0	0	0	0
3:00 AM	8	0	6	0	0	1	0	0	1	0	0	0	0	0
4:00 AM	18	0	9	5	1	3	0	0	0	0	0	0	0	0
5:00 AM	51	0	32	13	1	4	1	0	0	0	0	0	0	0
6:00 AM	66	0	41	20	1	3	0	0	0	1	0	0	0	0
7:00 AM	168	0	91	58	1	16	1	0	0	1	0	0	0	0
8:00 AM	261	0	138	103	1	19	0	0	0	0	0	0	0	0
9:00 AM	245	0	142	88	2	13	0	0	0	0	0	0	0	0
10:00 AM	270	0	174	76	0	19	0	0	0	1	0	0	0	0
11:00 AM	313	1	187	91	2	31	0	0	0	1	0	0	0	0
12:00 PM	298	1	181	92	2	20	0	0	0	2	0	0	0	0
1:00 PM	329	1	205	106	2	15	0	0	0	0	0	0	0	0
2:00 PM	346	2	206	112	4	21	0	0	1	0	0	0	0	0
3:00 PM	299	1	178	97	4	17	1	0	1	0	0	0	0	0
4:00 PM	269	0	168	84	1	16	0	0	0	0	0	0	0	0
5:00 PM	275	0	165	81	5	23	1	0	0	0	0	0	0	0
6:00 PM	257	0	166	72	7	11	0	0	0	1	0	0	0	0
7:00 PM	244	4	160	72	1	6	0	0	0	1	0	0	0	0
8:00 PM	164	0	99	57	0	7	0	0	0	1	0	0	0	0
9:00 PM	95	0	61	29	2	3	0	0	0	0	0	0	0	0
10:00 PM	72	0	53	19	0	0	0	0	0	0	0	0	0	0
11:00 PM	53	0	37	16	0	0	0	0	0	0	0	0	0	0
Total	4254	11	2604	1321	45	253	4	0	4	12	0	0	0	0
%		0.3	61.2	31.1	1.1	5.9	0.1	0.0	0.1	0.3	0.0	0.0	0.0	0.0

Town : Northborough
 Street : Bartlett Street
 Location : Between Route 20 and Lyman Street

Site: 2021049
 5/30/2021
 Sunday

Daily Classification

Combined Channels

Interval Start	Total	Motor Bikes	Cars & Trailers	2 Axle Long	Buses	2 Axle 6 Tire	3 Axle Single	4 Axle Single	<5 Axle Double	5 Axle Double	>6 Axle Double	<6 Axle Multi	6 Axle Multi	>6 Axle Multi
12:00 AM	53	0	32	12	3	3	0	0	1	1	0	0	1	0
1:00 AM	38	0	27	9	1	1	0	0	0	0	0	0	0	0
2:00 AM	14	0	9	5	0	0	0	0	0	0	0	0	0	0
3:00 AM	12	0	5	3	2	2	0	0	0	0	0	0	0	0
4:00 AM	8	0	3	2	1	2	0	0	0	0	0	0	0	0
5:00 AM	19	0	12	6	0	1	0	0	0	0	0	0	0	0
6:00 AM	48	0	30	16	0	2	0	0	0	0	0	0	0	0
7:00 AM	69	0	43	21	0	5	0	0	0	0	0	0	0	0
8:00 AM	133	1	79	45	1	7	0	0	0	0	0	0	0	0
9:00 AM	169	0	103	51	0	14	0	0	1	0	0	0	0	0
10:00 AM	176	0	113	51	0	11	0	0	1	0	0	0	0	0
11:00 AM	255	0	153	82	0	20	0	0	0	0	0	0	0	0
12:00 PM	286	0	171	98	8	8	0	0	0	1	0	0	0	0
1:00 PM	273	1	171	90	0	11	0	0	0	0	0	0	0	0
2:00 PM	272	0	174	80	0	18	0	0	0	0	0	0	0	0
3:00 PM	244	0	163	66	1	14	0	0	0	0	0	0	0	0
4:00 PM	220	2	146	61	1	10	0	0	0	0	0	0	0	0
5:00 PM	192	0	119	60	2	9	0	0	1	1	0	0	0	0
6:00 PM	172	0	112	51	1	8	0	0	0	0	0	0	0	0
7:00 PM	244	0	169	68	0	7	0	0	0	0	0	0	0	0
8:00 PM	148	0	96	42	1	7	0	0	1	1	0	0	0	0
9:00 PM	74	0	50	16	0	5	2	0	0	1	0	0	0	0
10:00 PM	61	1	41	18	0	1	0	0	0	0	0	0	0	0
11:00 PM	39	0	30	7	0	1	0	0	0	1	0	0	0	0
Total	3219	5	2051	960	22	167	2	0	5	6	0	0	1	0
%		0.2	63.7	29.8	0.7	5.2	0.1	0.0	0.2	0.2	0.0	0.0	0.0	0.0

Town : Northborough
 Street : Bartlett Street
 Location : Between Route 20 and Lyman Street

Site: 2021049
 5/31/2021
 Monday

Daily Classification

Combined Channels

Interval Start	Total	Motor Bikes	Cars & Trailers	2 Axle Long	Buses	2 Axle 6 Tire	3 Axle Single	4 Axle Single	<5 Axle Double	5 Axle Double	>6 Axle Double	<6 Axle Multi	6 Axle Multi	>6 Axle Multi
12:00 AM	49	0	38	6	2	2	0	0	0	1	0	0	0	0
1:00 AM	33	0	24	3	2	1	0	0	0	3	0	0	0	0
2:00 AM	20	0	11	6	1	1	0	0	0	0	0	0	1	0
3:00 AM	11	0	7	0	4	0	0	0	0	0	0	0	0	0
4:00 AM	10	0	7	1	0	1	0	0	0	1	0	0	0	0
5:00 AM	27	0	15	9	1	2	0	0	0	0	0	0	0	0
6:00 AM	58	0	35	22	0	1	0	0	0	0	0	0	0	0
7:00 AM	73	0	45	21	2	4	0	0	1	0	0	0	0	0
8:00 AM	170	0	107	52	1	9	0	0	1	0	0	0	0	0
9:00 AM	144	0	87	51	0	6	0	0	0	0	0	0	0	0
10:00 AM	193	0	118	54	5	14	0	0	2	0	0	0	0	0
11:00 AM	249	1	157	70	2	17	0	0	1	1	0	0	0	0
12:00 PM	277	1	190	73	1	11	0	0	1	0	0	0	0	0
1:00 PM	256	0	179	60	3	13	0	0	1	0	0	0	0	0
2:00 PM	351	2	239	84	3	22	0	0	0	1	0	0	0	0
3:00 PM	267	0	178	74	1	14	0	0	0	0	0	0	0	0
4:00 PM	239	2	159	65	2	8	1	0	0	2	0	0	0	0
5:00 PM	197	0	135	51	1	10	0	0	0	0	0	0	0	0
6:00 PM	211	1	147	53	0	9	0	0	1	0	0	0	0	0
7:00 PM	247	0	159	70	2	12	0	0	3	1	0	0	0	0
8:00 PM	155	0	111	38	1	5	0	0	0	0	0	0	0	0
9:00 PM	76	1	53	20	0	1	0	0	1	0	0	0	0	0
10:00 PM	56	0	44	8	1	2	0	0	0	1	0	0	0	0
11:00 PM	56	0	35	18	0	2	0	0	0	1	0	0	0	0
Total	3425	8	2280	909	35	167	1	0	12	12	0	0	1	0
%		0.2	66.6	26.5	1.0	4.9	0.0	0.0	0.4	0.4	0.0	0.0	0.0	0.0

Town : Northborough
 Street : Bartlett Street
 Location : Between Route 20 and Lyman Street

Site: 2021049
 6/1/2021
 Tuesday

Daily Classification

Combined Channels

Interval Start	Total	Motor Bikes	Cars & Trailers	2 Axle Long	Buses	2 Axle 6 Tire	3 Axle Single	4 Axle Single	<5 Axle Double	5 Axle Double	>6 Axle Double	<6 Axle Multi	6 Axle Multi	>6 Axle Multi
12:00 AM	67	0	51	4	6	4	1	0	0	0	0	1	0	0
1:00 AM	45	0	30	6	3	3	1	0	0	2	0	0	0	0
2:00 AM	20	0	13	1	4	0	1	0	1	0	0	0	0	0
3:00 AM	27	0	12	10	2	3	0	0	0	0	0	0	0	0
4:00 AM	74	1	42	18	2	10	1	0	0	0	0	0	0	0
5:00 AM	186	0	87	76	2	18	0	0	1	2	0	0	0	0
6:00 AM	455	2	231	128	39	50	1	0	2	2	0	0	0	0
7:00 AM	629	6	348	206	18	41	3	0	5	2	0	0	0	0
Total	1503	9	814	449	76	129	8	0	9	8	0	1	0	0
%		0.6	54.2	29.9	5.1	8.6	0.5	0.0	0.6	0.5	0.0	0.1	0.0	0.0

Town : Northborough
 Street : Bartlett Street
 Location : Between Route 20 and Lyman Street

Site: 2021049
 5/17/2021
 Monday

Daily Classification

SB

Interval Start	Total	Motor Bikes	Cars & Trailers	2 Axle Long	Buses	2 Axle 6 Tire	3 Axle Single	4 Axle Single	<5 Axle Double	5 Axle Double	>6 Axle Double	<6 Axle Multi	6 Axle Multi	>6 Axle Multi
12:00 AM	-	-	-	-	-	-	-	-	-	-	-	-	-	-
1:00 AM	-	-	-	-	-	-	-	-	-	-	-	-	-	-
2:00 AM	-	-	-	-	-	-	-	-	-	-	-	-	-	-
3:00 AM	-	-	-	-	-	-	-	-	-	-	-	-	-	-
4:00 AM	-	-	-	-	-	-	-	-	-	-	-	-	-	-
5:00 AM	-	-	-	-	-	-	-	-	-	-	-	-	-	-
6:00 AM	-	-	-	-	-	-	-	-	-	-	-	-	-	-
7:00 AM	-	-	-	-	-	-	-	-	-	-	-	-	-	-
8:00 AM	-	-	-	-	-	-	-	-	-	-	-	-	-	-
9:00 AM	-	-	-	-	-	-	-	-	-	-	-	-	-	-
10:00 AM	-	-	-	-	-	-	-	-	-	-	-	-	-	-
11:00 AM	129	1	86	25	2	12	0	0	3	0	0	0	0	0
12:00 PM	181	5	127	27	9	11	1	0	1	0	0	0	0	0
1:00 PM	207	6	128	40	21	11	0	0	1	0	0	0	0	0
2:00 PM	247	4	177	39	9	14	2	0	2	0	0	0	0	0
3:00 PM	248	3	169	54	6	16	0	0	0	0	0	0	0	0
4:00 PM	210	6	137	46	4	16	1	0	0	0	0	0	0	0
5:00 PM	196	2	142	34	8	8	2	0	0	0	0	0	0	0
6:00 PM	161	4	104	42	3	8	0	0	0	0	0	0	0	0
7:00 PM	168	0	107	44	3	14	0	0	0	0	0	0	0	0
8:00 PM	137	3	76	47	3	7	0	0	0	1	0	0	0	0
9:00 PM	72	2	37	23	3	7	0	0	0	0	0	0	0	0
10:00 PM	39	1	23	13	0	2	0	0	0	0	0	0	0	0
11:00 PM	35	0	15	11	4	4	0	0	1	0	0	0	0	0
Total	2030	37	1328	445	75	130	6	0	8	1	0	0	0	0
%		1.8	65.4	21.9	3.7	6.4	0.3	0.0	0.4	0.0	0.0	0.0	0.0	0.0

Town : Northborough
 Street : Bartlett Street
 Location : Between Route 20 and Lyman Street

Site: 2021049
 5/18/2021
 Tuesday

Daily Classification

SB

Interval Start	Total	Motor Bikes	Cars & Trailers	2 Axle Long	Buses	2 Axle 6 Tire	3 Axle Single	4 Axle Single	<5 Axle Double	5 Axle Double	>6 Axle Double	<6 Axle Multi	6 Axle Multi	>6 Axle Multi
12:00 AM	25	0	17	4	2	1	0	0	0	1	0	0	0	0
1:00 AM	21	0	10	6	0	4	0	0	1	0	0	0	0	0
2:00 AM	29	0	10	7	6	5	0	0	1	0	0	0	0	0
3:00 AM	28	2	14	8	2	1	0	0	0	0	0	1	0	0
4:00 AM	64	0	32	21	2	9	0	0	0	0	0	0	0	0
5:00 AM	175	1	81	68	7	16	0	0	2	0	0	0	0	0
6:00 AM	378	2	178	142	23	28	0	0	4	1	0	0	0	0
7:00 AM	382	6	200	139	10	26	0	0	1	0	0	0	0	0
8:00 AM	379	2	211	128	12	23	0	0	3	0	0	0	0	0
9:00 AM	231	6	149	55	5	14	1	0	1	0	0	0	0	0
10:00 AM	171	2	108	38	5	15	0	0	2	1	0	0	0	0
11:00 AM	145	3	93	27	6	14	0	0	2	0	0	0	0	0
12:00 PM	206	8	141	37	5	14	0	0	1	0	0	0	0	0
1:00 PM	218	5	137	52	15	9	0	0	0	0	0	0	0	0
2:00 PM	296	8	208	54	12	13	0	0	0	1	0	0	0	0
3:00 PM	257	4	181	52	9	9	0	0	2	0	0	0	0	0
4:00 PM	221	5	148	44	7	15	1	0	1	0	0	0	0	0
5:00 PM	234	9	166	39	5	12	0	0	3	0	0	0	0	0
6:00 PM	156	0	113	32	3	6	0	0	2	0	0	0	0	0
7:00 PM	182	4	107	52	6	11	0	0	2	0	0	0	0	0
8:00 PM	112	1	69	30	5	7	0	0	0	0	0	0	0	0
9:00 PM	49	2	28	19	0	0	0	0	0	0	0	0	0	0
10:00 PM	42	0	26	12	1	2	1	0	0	0	0	0	0	0
11:00 PM	38	0	17	14	3	2	1	0	1	0	0	0	0	0
Total	4039	70	2444	1080	151	256	4	0	29	4	0	1	0	0
%		1.7	60.5	26.7	3.7	6.3	0.1	0.0	0.7	0.1	0.0	0.0	0.0	0.0

Town : Northborough
 Street : Bartlett Street
 Location : Between Route 20 and Lyman Street

Site: 2021049
 5/19/2021
 Wednesday

Daily Classification

SB

Interval Start	Total	Motor Bikes	Cars & Trailers	2 Axle Long	Buses	2 Axle 6 Tire	3 Axle Single	4 Axle Single	<5 Axle Double	5 Axle Double	>6 Axle Double	<6 Axle Multi	6 Axle Multi	>6 Axle Multi
12:00 AM	17	0	9	6	0	1	1	0	0	0	0	0	0	0
1:00 AM	18	0	11	6	0	1	0	0	0	0	0	0	0	0
2:00 AM	18	0	10	5	2	1	0	0	0	0	0	0	0	0
3:00 AM	29	0	14	9	4	2	0	0	0	0	0	0	0	0
4:00 AM	62	0	30	22	4	6	0	0	0	0	0	0	0	0
5:00 AM	161	1	60	68	8	20	2	0	2	0	0	0	0	0
6:00 AM	400	5	180	148	23	39	1	0	4	0	0	0	0	0
7:00 AM	534	12	264	202	15	38	0	0	3	0	0	0	0	0
8:00 AM	422	2	224	155	11	29	0	0	1	0	0	0	0	0
9:00 AM	208	1	127	50	7	21	0	0	2	0	0	0	0	0
10:00 AM	179	6	108	41	9	12	1	0	2	0	0	0	0	0
11:00 AM	150	1	110	26	4	8	1	0	0	0	0	0	0	0
12:00 PM	164	0	116	29	4	13	0	0	2	0	0	0	0	0
1:00 PM	239	8	148	46	26	10	0	0	1	0	0	0	0	0
2:00 PM	259	5	176	56	8	12	1	0	1	0	0	0	0	0
3:00 PM	286	4	197	56	14	15	0	0	0	0	0	0	0	0
4:00 PM	227	5	163	40	4	15	0	0	0	0	0	0	0	0
5:00 PM	247	10	165	47	7	15	2	0	0	1	0	0	0	0
6:00 PM	184	6	114	48	6	9	0	0	1	0	0	0	0	0
7:00 PM	165	2	106	46	1	8	0	0	2	0	0	0	0	0
8:00 PM	127	2	74	41	1	9	0	0	0	0	0	0	0	0
9:00 PM	72	2	35	26	2	5	0	0	2	0	0	0	0	0
10:00 PM	41	1	24	11	0	4	0	0	0	1	0	0	0	0
11:00 PM	36	0	17	14	3	2	0	0	0	0	0	0	0	0
Total	4245	73	2482	1198	163	295	9	0	23	2	0	0	0	0
%		1.7	58.5	28.2	3.8	6.9	0.2	0.0	0.5	0.0	0.0	0.0	0.0	0.0

Town : Northborough
 Street : Bartlett Street
 Location : Between Route 20 and Lyman Street

Site: 2021049
 5/20/2021
 Thursday

Daily Classification

SB

Interval Start	Total	Motor Bikes	Cars & Trailers	2 Axle Long	Buses	2 Axle 6 Tire	3 Axle Single	4 Axle Single	<5 Axle Double	5 Axle Double	>6 Axle Double	<6 Axle Multi	6 Axle Multi	>6 Axle Multi
12:00 AM	21	0	10	6	3	2	0	0	0	0	0	0	0	0
1:00 AM	23	0	10	8	3	1	1	0	0	0	0	0	0	0
2:00 AM	23	0	10	8	2	2	0	0	1	0	0	0	0	0
3:00 AM	32	1	11	8	5	2	3	0	1	1	0	0	0	0
4:00 AM	60	0	26	24	3	7	0	0	0	0	0	0	0	0
5:00 AM	168	0	70	70	6	18	1	0	2	1	0	0	0	0
6:00 AM	391	1	175	147	25	39	1	0	3	0	0	0	0	0
7:00 AM	463	7	223	176	19	34	2	0	2	0	0	0	0	0
8:00 AM	458	3	219	183	15	33	1	0	3	1	0	0	0	0
9:00 AM	247	0	137	79	5	23	1	0	2	0	0	0	0	0
10:00 AM	158	4	89	34	9	21	1	0	0	0	0	0	0	0
11:00 AM	160	0	105	44	4	6	0	0	1	0	0	0	0	0
12:00 PM	200	1	141	37	8	12	0	0	1	0	0	0	0	0
1:00 PM	277	4	178	48	22	23	0	0	2	0	0	0	0	0
2:00 PM	254	5	160	68	9	11	0	0	1	0	0	0	0	0
3:00 PM	260	5	170	59	11	13	0	0	2	0	0	0	0	0
4:00 PM	259	4	173	57	17	7	0	0	1	0	0	0	0	0
5:00 PM	242	5	153	61	5	17	0	0	1	0	0	0	0	0
6:00 PM	193	3	115	53	1	19	1	0	1	0	0	0	0	0
7:00 PM	160	3	96	47	4	10	0	0	0	0	0	0	0	0
8:00 PM	116	0	59	43	4	9	0	0	1	0	0	0	0	0
9:00 PM	93	2	51	34	3	3	0	0	0	0	0	0	0	0
10:00 PM	40	1	23	14	0	2	0	0	0	0	0	0	0	0
11:00 PM	44	0	22	19	2	1	0	0	0	0	0	0	0	0
Total	4342	49	2426	1327	185	315	12	0	25	3	0	0	0	0
%		1.1	55.9	30.6	4.3	7.3	0.3	0.0	0.6	0.1	0.0	0.0	0.0	0.0

Town : Northborough
 Street : Bartlett Street
 Location : Between Route 20 and Lyman Street

Site: 2021049
 5/21/2021
 Friday

Daily Classification

SB

Interval Start	Total	Motor Bikes	Cars & Trailers	2 Axle Long	Buses	2 Axle 6 Tire	3 Axle Single	4 Axle Single	<5 Axle Double	5 Axle Double	>6 Axle Double	<6 Axle Multi	6 Axle Multi	>6 Axle Multi
12:00 AM	27	0	16	9	1	0	0	0	1	0	0	0	0	0
1:00 AM	17	0	7	8	2	0	0	0	0	0	0	0	0	0
2:00 AM	14	0	6	5	2	0	1	0	0	0	0	0	0	0
3:00 AM	33	0	12	14	3	4	0	0	0	0	0	0	0	0
4:00 AM	79	0	29	30	9	9	1	0	0	1	0	0	0	0
5:00 AM	156	2	68	60	6	18	1	0	1	0	0	0	0	0
6:00 AM	406	1	179	152	24	49	1	0	0	0	0	0	0	0
7:00 AM	409	3	193	175	10	23	0	0	5	0	0	0	0	0
8:00 AM	463	2	234	185	10	30	2	0	0	0	0	0	0	0
9:00 AM	298	1	142	117	6	28	0	0	4	0	0	0	0	0
10:00 AM	193	2	103	66	5	15	0	0	1	1	0	0	0	0
11:00 AM	193	3	108	56	2	23	0	0	1	0	0	0	0	0
12:00 PM	223	2	133	60	11	13	2	0	1	1	0	0	0	0
1:00 PM	264	4	137	66	32	24	1	0	0	0	0	0	0	0
2:00 PM	285	6	173	86	12	6	0	0	2	0	0	0	0	0
3:00 PM	286	7	194	63	13	7	1	0	1	0	0	0	0	0
4:00 PM	218	5	153	36	12	11	0	0	1	0	0	0	0	0
5:00 PM	257	4	172	64	2	14	0	0	1	0	0	0	0	0
6:00 PM	174	3	104	48	5	14	0	0	0	0	0	0	0	0
7:00 PM	212	5	135	60	4	6	1	0	0	1	0	0	0	0
8:00 PM	141	3	76	52	0	9	0	0	1	0	0	0	0	0
9:00 PM	79	2	41	26	1	5	3	0	0	1	0	0	0	0
10:00 PM	56	0	32	21	1	2	0	0	0	0	0	0	0	0
11:00 PM	45	0	22	19	1	3	0	0	0	0	0	0	0	0
Total	4528	55	2469	1478	174	313	14	0	20	5	0	0	0	0
%		1.2	54.5	32.6	3.8	6.9	0.3	0.0	0.4	0.1	0.0	0.0	0.0	0.0

Town : Northborough
 Street : Bartlett Street
 Location : Between Route 20 and Lyman Street

Site: 2021049
 5/22/2021
 Saturday

Daily Classification

SB

Interval Start	Total	Motor Bikes	Cars & Trailers	2 Axle Long	Buses	2 Axle 6 Tire	3 Axle Single	4 Axle Single	<5 Axle Double	5 Axle Double	>6 Axle Double	<6 Axle Multi	6 Axle Multi	>6 Axle Multi
12:00 AM	32	0	16	13	2	1	0	0	0	0	0	0	0	0
1:00 AM	21	0	10	6	4	1	0	0	0	0	0	0	0	0
2:00 AM	14	0	10	3	1	0	0	0	0	0	0	0	0	0
3:00 AM	6	0	1	3	1	0	0	0	1	0	0	0	0	0
4:00 AM	22	0	8	11	0	3	0	0	0	0	0	0	0	0
5:00 AM	42	0	22	18	0	2	0	0	0	0	0	0	0	0
6:00 AM	79	1	39	28	1	9	0	0	1	0	0	0	0	0
7:00 AM	112	1	51	48	3	8	0	0	1	0	0	0	0	0
8:00 AM	214	4	116	76	1	13	3	0	1	0	0	0	0	0
9:00 AM	195	2	103	75	1	13	0	0	1	0	0	0	0	0
10:00 AM	197	1	114	66	4	11	0	0	1	0	0	0	0	0
11:00 AM	147	2	92	42	4	6	1	0	0	0	0	0	0	0
12:00 PM	153	4	106	26	4	13	0	0	0	0	0	0	0	0
1:00 PM	166	2	122	33	1	8	0	0	0	0	0	0	0	0
2:00 PM	183	3	126	45	4	4	0	0	1	0	0	0	0	0
3:00 PM	167	1	121	35	2	8	0	0	0	0	0	0	0	0
4:00 PM	135	1	92	33	1	8	0	0	0	0	0	0	0	0
5:00 PM	115	0	85	24	0	5	1	0	0	0	0	0	0	0
6:00 PM	123	2	88	27	2	4	0	0	0	0	0	0	0	0
7:00 PM	143	2	86	44	2	8	0	0	0	1	0	0	0	0
8:00 PM	105	0	64	36	2	3	0	0	0	0	0	0	0	0
9:00 PM	75	0	46	21	1	6	1	0	0	0	0	0	0	0
10:00 PM	39	0	28	9	0	2	0	0	0	0	0	0	0	0
11:00 PM	40	0	26	11	2	1	0	0	0	0	0	0	0	0
Total	2525	26	1572	733	43	137	6	0	7	1	0	0	0	0
%		1.0	62.3	29.0	1.7	5.4	0.2	0.0	0.3	0.0	0.0	0.0	0.0	0.0

Town : Northborough
 Street : Bartlett Street
 Location : Between Route 20 and Lyman Street

Site: 2021049
 5/23/2021
 Sunday

Daily Classification

SB

Interval Start	Total	Motor Bikes	Cars & Trailers	2 Axle Long	Buses	2 Axle 6 Tire	3 Axle Single	4 Axle Single	<5 Axle Double	5 Axle Double	>6 Axle Double	<6 Axle Multi	6 Axle Multi	>6 Axle Multi
12:00 AM	20	0	8	5	3	2	0	0	1	1	0	0	0	0
1:00 AM	7	0	3	1	2	1	0	0	0	0	0	0	0	0
2:00 AM	7	0	4	2	0	1	0	0	0	0	0	0	0	0
3:00 AM	0	0	0	0	0	0	0	0	0	0	0	0	0	0
4:00 AM	2	0	1	1	0	0	0	0	0	0	0	0	0	0
5:00 AM	13	0	7	5	0	1	0	0	0	0	0	0	0	0
6:00 AM	25	0	13	9	1	2	0	0	0	0	0	0	0	0
7:00 AM	70	1	40	24	1	4	0	0	0	0	0	0	0	0
8:00 AM	101	0	62	32	0	6	0	0	1	0	0	0	0	0
9:00 AM	129	3	81	33	0	12	0	0	0	0	0	0	0	0
10:00 AM	127	2	92	25	0	8	0	0	0	0	0	0	0	0
11:00 AM	119	3	90	19	1	5	0	0	1	0	0	0	0	0
12:00 PM	125	1	95	25	0	3	0	0	1	0	0	0	0	0
1:00 PM	142	3	103	27	2	7	0	0	0	0	0	0	0	0
2:00 PM	137	0	103	23	2	9	0	0	0	0	0	0	0	0
3:00 PM	143	2	103	30	0	8	0	0	0	0	0	0	0	0
4:00 PM	119	2	75	38	1	2	0	0	0	1	0	0	0	0
5:00 PM	135	1	89	37	1	7	0	0	0	0	0	0	0	0
6:00 PM	71	2	45	17	1	6	0	0	0	0	0	0	0	0
7:00 PM	102	1	63	31	1	5	0	0	0	1	0	0	0	0
8:00 PM	81	1	48	27	0	5	0	0	0	0	0	0	0	0
9:00 PM	38	0	20	16	0	2	0	0	0	0	0	0	0	0
10:00 PM	41	0	26	10	4	1	0	0	0	0	0	0	0	0
11:00 PM	16	0	9	7	0	0	0	0	0	0	0	0	0	0
Total	1770	22	1180	444	20	97	0	0	4	3	0	0	0	0
%		1.2	66.7	25.1	1.1	5.5	0.0	0.0	0.2	0.2	0.0	0.0	0.0	0.0

Town : Northborough
 Street : Bartlett Street
 Location : Between Route 20 and Lyman Street

Site: 2021049
 5/24/2021
 Monday

Daily Classification

SB

Interval Start	Total	Motor Bikes	Cars & Trailers	2 Axle Long	Buses	2 Axle 6 Tire	3 Axle Single	4 Axle Single	<5 Axle Double	5 Axle Double	>6 Axle Double	<6 Axle Multi	6 Axle Multi	>6 Axle Multi
12:00 AM	12	0	5	3	2	2	0	0	0	0	0	0	0	0
1:00 AM	9	0	5	1	0	3	0	0	0	0	0	0	0	0
2:00 AM	21	0	8	8	2	2	0	0	0	1	0	0	0	0
3:00 AM	20	0	10	5	2	3	0	0	0	0	0	0	0	0
4:00 AM	77	1	34	24	2	13	1	0	0	2	0	0	0	0
5:00 AM	164	0	76	69	2	16	0	0	1	0	0	0	0	0
6:00 AM	417	0	193	164	18	39	1	0	2	0	0	0	0	0
7:00 AM	498	4	236	194	16	44	0	0	4	0	0	0	0	0
8:00 AM	487	4	245	191	9	34	2	0	2	0	0	0	0	0
9:00 AM	276	2	138	102	11	20	0	0	2	1	0	0	0	0
10:00 AM	266	1	132	75	25	29	1	0	3	0	0	0	0	0
11:00 AM	231	5	130	63	10	20	1	0	2	0	0	0	0	0
12:00 PM	226	2	140	60	7	14	1	0	2	0	0	0	0	0
1:00 PM	229	0	138	59	7	19	2	0	4	0	0	0	0	0
2:00 PM	274	4	162	83	9	14	0	0	1	1	0	0	0	0
3:00 PM	308	4	182	93	8	20	0	0	0	1	0	0	0	0
4:00 PM	260	3	143	80	10	20	1	0	3	0	0	0	0	0
5:00 PM	247	0	145	83	4	12	2	0	1	0	0	0	0	0
6:00 PM	238	5	133	82	7	11	0	0	0	0	0	0	0	0
7:00 PM	189	4	104	65	6	10	0	0	0	0	0	0	0	0
8:00 PM	130	0	69	55	0	6	0	0	0	0	0	0	0	0
9:00 PM	59	0	33	25	0	1	0	0	0	0	0	0	0	0
10:00 PM	63	1	31	23	2	3	2	0	1	0	0	0	0	0
11:00 PM	27	0	11	11	1	3	0	0	0	1	0	0	0	0
Total	4728	40	2503	1618	160	358	14	0	28	7	0	0	0	0
%		0.8	52.9	34.2	3.4	7.6	0.3	0.0	0.6	0.1	0.0	0.0	0.0	0.0

Town : Northborough
 Street : Bartlett Street
 Location : Between Route 20 and Lyman Street

Site: 2021049
 5/25/2021
 Tuesday

Daily Classification

SB

Interval Start	Total	Motor Bikes	Cars & Trailers	2 Axle Long	Buses	2 Axle 6 Tire	3 Axle Single	4 Axle Single	<5 Axle Double	5 Axle Double	>6 Axle Double	<6 Axle Multi	6 Axle Multi	>6 Axle Multi
12:00 AM	17	0	10	7	0	0	0	0	0	0	0	0	0	0
1:00 AM	31	0	12	9	5	5	0	0	0	0	0	0	0	0
2:00 AM	29	0	9	11	6	1	1	0	0	0	0	1	0	0
3:00 AM	24	0	10	8	1	4	0	0	1	0	0	0	0	0
4:00 AM	84	0	40	31	4	7	0	0	0	2	0	0	0	0
5:00 AM	187	1	79	76	5	25	0	0	0	1	0	0	0	0
6:00 AM	445	3	194	177	23	46	0	0	2	0	0	0	0	0
7:00 AM	500	12	219	198	18	51	1	0	1	0	0	0	0	0
8:00 AM	478	3	239	186	9	34	0	0	6	1	0	0	0	0
9:00 AM	284	5	152	92	9	24	2	0	0	0	0	0	0	0
10:00 AM	166	0	92	51	5	16	0	0	2	0	0	0	0	0
11:00 AM	182	3	103	42	7	22	2	0	1	2	0	0	0	0
12:00 PM	235	6	147	49	9	19	1	0	4	0	0	0	0	0
1:00 PM	318	10	173	75	30	27	2	0	1	0	0	0	0	0
2:00 PM	272	9	165	62	16	16	1	0	3	0	0	0	0	0
3:00 PM	329	4	197	102	10	15	1	0	0	0	0	0	0	0
4:00 PM	285	7	184	75	6	12	0	0	0	1	0	0	0	0
5:00 PM	262	6	155	80	4	17	0	0	0	0	0	0	0	0
6:00 PM	206	2	109	74	5	14	1	0	1	0	0	0	0	0
7:00 PM	167	2	97	58	2	7	0	0	0	1	0	0	0	0
8:00 PM	117	3	63	39	5	7	0	0	0	0	0	0	0	0
9:00 PM	71	0	41	23	2	5	0	0	0	0	0	0	0	0
10:00 PM	54	0	34	17	1	1	0	0	0	1	0	0	0	0
11:00 PM	31	1	14	10	2	3	0	0	1	0	0	0	0	0
Total	4774	77	2538	1552	184	378	12	0	23	9	0	1	0	0
%		1.6	53.2	32.5	3.9	7.9	0.3	0.0	0.5	0.2	0.0	0.0	0.0	0.0

Town : Northborough
 Street : Bartlett Street
 Location : Between Route 20 and Lyman Street

Site: 2021049
 5/26/2021
 Wednesday

Daily Classification

SB

Interval Start	Total	Motor Bikes	Cars & Trailers	2 Axle Long	Buses	2 Axle 6 Tire	3 Axle Single	4 Axle Single	<5 Axle Double	5 Axle Double	>6 Axle Double	<6 Axle Multi	6 Axle Multi	>6 Axle Multi
12:00 AM	24	0	14	7	1	2	0	0	0	0	0	0	0	0
1:00 AM	16	0	9	4	0	3	0	0	0	0	0	0	0	0
2:00 AM	21	0	8	8	3	1	0	0	0	1	0	0	0	0
3:00 AM	21	0	10	4	0	5	0	0	2	0	0	0	0	0
4:00 AM	70	0	37	25	1	7	0	0	0	0	0	0	0	0
5:00 AM	140	1	64	53	2	19	0	0	1	0	0	0	0	0
6:00 AM	373	2	170	133	24	36	4	0	4	0	0	0	0	0
7:00 AM	445	8	221	165	23	22	3	0	3	0	0	0	0	0
8:00 AM	401	1	224	141	7	24	1	0	3	0	0	0	0	0
9:00 AM	226	1	135	64	5	18	1	0	2	0	0	0	0	0
10:00 AM	174	3	106	37	7	21	0	0	0	0	0	0	0	0
11:00 AM	173	0	107	45	5	14	1	0	1	0	0	0	0	0
12:00 PM	228	7	147	50	6	16	0	0	1	1	0	0	0	0
1:00 PM	262	4	157	55	25	20	1	0	0	0	0	0	0	0
2:00 PM	285	3	179	66	11	24	1	0	1	0	0	0	0	0
3:00 PM	271	5	177	60	11	17	1	0	0	0	0	0	0	0
4:00 PM	217	1	143	41	10	18	0	0	4	0	0	0	0	0
5:00 PM	234	3	152	51	7	19	1	0	1	0	0	0	0	0
6:00 PM	188	3	109	58	5	11	0	0	2	0	0	0	0	0
7:00 PM	151	1	90	50	1	8	0	0	1	0	0	0	0	0
8:00 PM	105	0	57	37	3	7	1	0	0	0	0	0	0	0
9:00 PM	62	0	42	15	3	1	0	0	0	1	0	0	0	0
10:00 PM	33	0	19	11	0	3	0	0	0	0	0	0	0	0
11:00 PM	46	0	23	16	2	4	0	0	0	1	0	0	0	0
Total	4166	43	2400	1196	162	320	15	0	26	4	0	0	0	0
%		1.0	57.6	28.7	3.9	7.7	0.4	0.0	0.6	0.1	0.0	0.0	0.0	0.0

Town : Northborough
 Street : Bartlett Street
 Location : Between Route 20 and Lyman Street

Site: 2021049
 5/27/2021
 Thursday

Daily Classification

SB

Interval Start	Total	Motor Bikes	Cars & Trailers	2 Axle Long	Buses	2 Axle 6 Tire	3 Axle Single	4 Axle Single	<5 Axle Double	5 Axle Double	>6 Axle Double	<6 Axle Multi	6 Axle Multi	>6 Axle Multi
12:00 AM	17	1	9	5	2	0	0	0	0	0	0	0	0	0
1:00 AM	24	0	11	8	2	3	0	0	0	0	0	0	0	0
2:00 AM	22	0	9	4	4	4	1	0	0	0	0	0	0	0
3:00 AM	31	0	13	11	2	4	0	0	1	0	0	0	0	0
4:00 AM	77	1	34	27	3	11	1	0	0	0	0	0	0	0
5:00 AM	178	1	75	68	2	28	2	0	1	1	0	0	0	0
6:00 AM	428	2	185	172	21	47	0	0	1	0	0	0	0	0
7:00 AM	489	7	228	197	12	39	2	0	3	1	0	0	0	0
8:00 AM	450	5	230	171	8	30	4	0	2	0	0	0	0	0
9:00 AM	289	3	156	85	10	28	6	0	1	0	0	0	0	0
10:00 AM	184	6	96	49	5	22	6	0	0	0	0	0	0	0
11:00 AM	194	5	103	52	4	24	2	0	4	0	0	0	0	0
12:00 PM	212	5	124	47	13	20	3	0	0	0	0	0	0	0
1:00 PM	278	8	163	64	19	19	5	0	0	0	0	0	0	0
2:00 PM	301	12	195	62	14	13	2	0	3	0	0	0	0	0
3:00 PM	249	2	157	61	10	14	0	0	4	1	0	0	0	0
4:00 PM	252	0	170	64	4	14	0	0	0	0	0	0	0	0
5:00 PM	216	2	139	54	4	15	0	0	2	0	0	0	0	0
6:00 PM	261	3	170	76	2	8	1	0	1	0	0	0	0	0
7:00 PM	250	5	149	83	4	8	0	0	1	0	0	0	0	0
8:00 PM	130	1	75	39	4	7	0	0	3	1	0	0	0	0
9:00 PM	102	1	57	40	1	3	0	0	0	0	0	0	0	0
10:00 PM	52	1	32	14	0	2	2	0	1	0	0	0	0	0
11:00 PM	45	0	25	15	0	5	0	0	0	0	0	0	0	0
Total	4731	71	2605	1468	150	368	37	0	28	4	0	0	0	0
%		1.5	55.1	31.0	3.2	7.8	0.8	0.0	0.6	0.1	0.0	0.0	0.0	0.0

Town : Northborough
 Street : Bartlett Street
 Location : Between Route 20 and Lyman Street

Site: 2021049
 5/28/2021
 Friday

Daily Classification

SB

Interval Start	Total	Motor Bikes	Cars & Trailers	2 Axle Long	Buses	2 Axle 6 Tire	3 Axle Single	4 Axle Single	<5 Axle Double	5 Axle Double	>6 Axle Double	<6 Axle Multi	6 Axle Multi	>6 Axle Multi
12:00 AM	47	0	25	14	3	4	1	0	0	0	0	0	0	0
1:00 AM	27	0	11	6	5	4	0	0	0	1	0	0	0	0
2:00 AM	14	0	5	4	2	1	0	0	2	0	0	0	0	0
3:00 AM	26	0	11	8	1	4	1	0	1	0	0	0	0	0
4:00 AM	72	0	34	27	3	8	0	0	0	0	0	0	0	0
5:00 AM	135	0	58	54	1	22	0	0	0	0	0	0	0	0
6:00 AM	373	2	175	129	21	44	2	0	0	0	0	0	0	0
7:00 AM	390	3	173	151	17	39	2	0	4	1	0	0	0	0
8:00 AM	395	4	209	140	4	35	3	0	0	0	0	0	0	0
9:00 AM	321	5	163	99	12	34	5	0	1	2	0	0	0	0
10:00 AM	187	5	87	62	4	22	5	0	2	0	0	0	0	0
11:00 AM	239	4	127	70	6	26	5	0	1	0	0	0	0	0
12:00 PM	254	5	145	68	8	18	2	2	6	0	0	0	0	0
1:00 PM	291	7	148	75	25	24	6	0	3	3	0	0	0	0
2:00 PM	313	16	150	93	20	31	0	0	3	0	0	0	0	0
3:00 PM	393	4	229	113	19	24	0	0	4	0	0	0	0	0
4:00 PM	259	1	135	92	7	21	2	0	0	1	0	0	0	0
5:00 PM	298	1	161	117	3	16	0	0	0	0	0	0	0	0
6:00 PM	212	1	113	77	10	8	0	0	3	0	0	0	0	0
7:00 PM	194	1	92	80	6	12	0	0	1	2	0	0	0	0
8:00 PM	119	0	65	47	2	5	0	0	0	0	0	0	0	0
9:00 PM	89	0	50	33	1	2	2	0	0	1	0	0	0	0
10:00 PM	55	0	26	25	1	2	0	0	0	1	0	0	0	0
11:00 PM	20	0	10	8	0	2	0	0	0	0	0	0	0	0
Total	4723	59	2402	1592	181	408	36	2	31	12	0	0	0	0
%		1.2	50.9	33.7	3.8	8.6	0.8	0.0	0.7	0.3	0.0	0.0	0.0	0.0

Town : Northborough
 Street : Bartlett Street
 Location : Between Route 20 and Lyman Street

Site: 2021049
 5/29/2021
 Saturday

Daily Classification

SB

Interval Start	Total	Motor Bikes	Cars & Trailers	2 Axle Long	Buses	2 Axle 6 Tire	3 Axle Single	4 Axle Single	<5 Axle Double	5 Axle Double	>6 Axle Double	<6 Axle Multi	6 Axle Multi	>6 Axle Multi
12:00 AM	38	1	20	14	3	0	0	0	0	0	0	0	0	0
1:00 AM	15	0	10	5	0	0	0	0	0	0	0	0	0	0
2:00 AM	21	0	8	5	5	2	0	0	1	0	0	0	0	0
3:00 AM	5	0	3	0	0	1	0	0	1	0	0	0	0	0
4:00 AM	14	0	6	4	1	3	0	0	0	0	0	0	0	0
5:00 AM	37	0	20	12	1	3	1	0	0	0	0	0	0	0
6:00 AM	39	0	19	17	0	3	0	0	0	0	0	0	0	0
7:00 AM	114	0	51	51	0	11	1	0	0	0	0	0	0	0
8:00 AM	183	0	87	81	1	14	0	0	0	0	0	0	0	0
9:00 AM	167	0	81	76	2	8	0	0	0	0	0	0	0	0
10:00 AM	149	0	82	59	0	8	0	0	0	0	0	0	0	0
11:00 AM	172	0	80	74	2	15	0	0	0	1	0	0	0	0
12:00 PM	193	1	96	83	0	13	0	0	0	0	0	0	0	0
1:00 PM	211	1	110	90	1	9	0	0	0	0	0	0	0	0
2:00 PM	225	2	110	95	3	14	0	0	1	0	0	0	0	0
3:00 PM	189	1	95	80	1	12	0	0	0	0	0	0	0	0
4:00 PM	153	0	80	65	1	7	0	0	0	0	0	0	0	0
5:00 PM	155	0	75	65	3	11	1	0	0	0	0	0	0	0
6:00 PM	158	0	80	64	7	7	0	0	0	0	0	0	0	0
7:00 PM	133	2	68	57	1	5	0	0	0	0	0	0	0	0
8:00 PM	116	0	64	49	0	3	0	0	0	0	0	0	0	0
9:00 PM	65	0	33	28	2	2	0	0	0	0	0	0	0	0
10:00 PM	47	0	29	18	0	0	0	0	0	0	0	0	0	0
11:00 PM	33	0	22	11	0	0	0	0	0	0	0	0	0	0
Total	2632	8	1329	1103	34	151	3	0	3	1	0	0	0	0
%		0.3	50.5	41.9	1.3	5.7	0.1	0.0	0.1	0.0	0.0	0.0	0.0	0.0

Town : Northborough
 Street : Bartlett Street
 Location : Between Route 20 and Lyman Street

Site: 2021049
 5/30/2021
 Sunday

Daily Classification

SB

Interval Start	Total	Motor Bikes	Cars & Trailers	2 Axle Long	Buses	2 Axle 6 Tire	3 Axle Single	4 Axle Single	<5 Axle Double	5 Axle Double	>6 Axle Double	<6 Axle Multi	6 Axle Multi	>6 Axle Multi
12:00 AM	23	0	8	8	3	2	0	0	1	1	0	0	0	0
1:00 AM	17	0	8	7	1	1	0	0	0	0	0	0	0	0
2:00 AM	6	0	3	3	0	0	0	0	0	0	0	0	0	0
3:00 AM	8	0	2	3	2	1	0	0	0	0	0	0	0	0
4:00 AM	3	0	0	1	1	1	0	0	0	0	0	0	0	0
5:00 AM	8	0	5	3	0	0	0	0	0	0	0	0	0	0
6:00 AM	34	0	18	15	0	1	0	0	0	0	0	0	0	0
7:00 AM	40	0	20	16	0	4	0	0	0	0	0	0	0	0
8:00 AM	91	0	49	34	1	7	0	0	0	0	0	0	0	0
9:00 AM	113	0	54	47	0	11	0	0	1	0	0	0	0	0
10:00 AM	97	0	49	43	0	5	0	0	0	0	0	0	0	0
11:00 AM	165	0	87	67	0	11	0	0	0	0	0	0	0	0
12:00 PM	191	0	94	83	7	6	0	0	0	1	0	0	0	0
1:00 PM	176	1	92	73	0	10	0	0	0	0	0	0	0	0
2:00 PM	175	0	96	68	0	11	0	0	0	0	0	0	0	0
3:00 PM	145	0	81	54	1	9	0	0	0	0	0	0	0	0
4:00 PM	126	1	67	50	0	8	0	0	0	0	0	0	0	0
5:00 PM	115	0	61	47	1	5	0	0	0	1	0	0	0	0
6:00 PM	100	0	56	40	1	3	0	0	0	0	0	0	0	0
7:00 PM	141	0	76	59	0	6	0	0	0	0	0	0	0	0
8:00 PM	100	0	54	37	1	6	0	0	1	1	0	0	0	0
9:00 PM	44	0	26	15	0	1	2	0	0	0	0	0	0	0
10:00 PM	35	1	19	15	0	0	0	0	0	0	0	0	0	0
11:00 PM	19	0	11	7	0	1	0	0	0	0	0	0	0	0
Total	1972	3	1036	795	19	110	2	0	3	4	0	0	0	0
%		0.2	52.5	40.3	1.0	5.6	0.1	0.0	0.2	0.2	0.0	0.0	0.0	0.0

Town : Northborough
 Street : Bartlett Street
 Location : Between Route 20 and Lyman Street

Site: 2021049
 5/31/2021
 Monday

Daily Classification

SB

Interval Start	Total	Motor Bikes	Cars & Trailers	2 Axle Long	Buses	2 Axle 6 Tire	3 Axle Single	4 Axle Single	<5 Axle Double	5 Axle Double	>6 Axle Double	<6 Axle Multi	6 Axle Multi	>6 Axle Multi
12:00 AM	12	0	6	2	2	2	0	0	0	0	0	0	0	0
1:00 AM	16	0	9	3	2	0	0	0	0	2	0	0	0	0
2:00 AM	15	0	7	6	1	1	0	0	0	0	0	0	0	0
3:00 AM	3	0	1	0	2	0	0	0	0	0	0	0	0	0
4:00 AM	0	0	0	0	0	0	0	0	0	0	0	0	0	0
5:00 AM	20	0	10	9	0	1	0	0	0	0	0	0	0	0
6:00 AM	40	0	21	18	0	1	0	0	0	0	0	0	0	0
7:00 AM	49	0	27	16	2	3	0	0	1	0	0	0	0	0
8:00 AM	126	0	75	44	1	5	0	0	1	0	0	0	0	0
9:00 AM	95	0	48	41	0	6	0	0	0	0	0	0	0	0
10:00 AM	119	0	57	50	4	7	0	0	1	0	0	0	0	0
11:00 AM	151	1	80	60	1	8	0	0	1	0	0	0	0	0
12:00 PM	153	1	96	48	1	7	0	0	0	0	0	0	0	0
1:00 PM	136	0	80	47	2	6	0	0	1	0	0	0	0	0
2:00 PM	206	2	123	63	3	14	0	0	0	1	0	0	0	0
3:00 PM	157	0	98	52	1	6	0	0	0	0	0	0	0	0
4:00 PM	142	2	76	56	2	5	0	0	0	1	0	0	0	0
5:00 PM	108	0	63	38	1	6	0	0	0	0	0	0	0	0
6:00 PM	111	0	61	44	0	6	0	0	0	0	0	0	0	0
7:00 PM	151	0	80	59	2	8	0	0	1	1	0	0	0	0
8:00 PM	95	0	58	35	1	1	0	0	0	0	0	0	0	0
9:00 PM	42	1	23	17	0	1	0	0	0	0	0	0	0	0
10:00 PM	34	0	23	8	1	1	0	0	0	1	0	0	0	0
11:00 PM	35	0	16	17	0	1	0	0	0	1	0	0	0	0
Total	2016	7	1138	733	29	96	0	0	6	7	0	0	0	0
%		0.3	56.4	36.4	1.4	4.8	0.0	0.0	0.3	0.3	0.0	0.0	0.0	0.0

Town : Northborough
 Street : Bartlett Street
 Location : Between Route 20 and Lyman Street

Site: 2021049
 6/1/2021
 Tuesday

Daily Classification

SB

Interval Start	Total	Motor Bikes	Cars & Trailers	2 Axle Long	Buses	2 Axle 6 Tire	3 Axle Single	4 Axle Single	<5 Axle Double	5 Axle Double	>6 Axle Double	<6 Axle Multi	6 Axle Multi	>6 Axle Multi
12:00 AM	17	0	8	2	3	3	0	0	0	0	0	1	0	0
1:00 AM	18	0	7	4	3	2	1	0	0	1	0	0	0	0
2:00 AM	14	0	10	1	2	0	0	0	1	0	0	0	0	0
3:00 AM	21	0	8	10	1	2	0	0	0	0	0	0	0	0
4:00 AM	58	1	30	17	2	8	0	0	0	0	0	0	0	0
5:00 AM	162	0	73	70	1	18	0	0	0	0	0	0	0	0
6:00 AM	388	2	198	118	27	40	1	0	2	0	0	0	0	0
7:00 AM	418	4	203	167	12	29	1	0	2	0	0	0	0	0
Total	1096	7	537	389	51	102	3	0	5	1	0	1	0	0
%		0.6	49.0	35.5	4.7	9.3	0.3	0.0	0.5	0.1	0.0	0.1	0.0	0.0

Town : Northborough
 Street : Bartlett Street
 Location : Between Route 20 and Lyman Street

Site: 2021049
 5/17/2021
 Monday

Daily Classification

NB															
Interval Start	Total	Motor Bikes	Cars & Trailers	2 Axle Long	Buses	2 Axle 6 Tire	3 Axle Single	4 Axle Single	<5 Axle Double	5 Axle Double	>6 Axle Double	<6 Axle Multi	6 Axle Multi	>6 Axle Multi	
12:00 AM	-	-	-	-	-	-	-	-	-	-	-	-	-	-	
1:00 AM	-	-	-	-	-	-	-	-	-	-	-	-	-	-	
2:00 AM	-	-	-	-	-	-	-	-	-	-	-	-	-	-	
3:00 AM	-	-	-	-	-	-	-	-	-	-	-	-	-	-	
4:00 AM	-	-	-	-	-	-	-	-	-	-	-	-	-	-	
5:00 AM	-	-	-	-	-	-	-	-	-	-	-	-	-	-	
6:00 AM	-	-	-	-	-	-	-	-	-	-	-	-	-	-	
7:00 AM	-	-	-	-	-	-	-	-	-	-	-	-	-	-	
8:00 AM	-	-	-	-	-	-	-	-	-	-	-	-	-	-	
9:00 AM	-	-	-	-	-	-	-	-	-	-	-	-	-	-	
10:00 AM	-	-	-	-	-	-	-	-	-	-	-	-	-	-	
11:00 AM	164	0	115	24	0	20	1	0	0	4	0	0	0	0	
12:00 PM	190	3	139	26	2	16	1	0	1	2	0	0	0	0	
1:00 PM	227	1	164	33	8	17	2	0	1	1	0	0	0	0	
2:00 PM	337	1	252	46	13	20	1	0	2	2	0	0	0	0	
3:00 PM	331	3	248	46	9	19	3	0	1	2	0	0	0	0	
4:00 PM	335	3	250	53	2	21	1	0	2	3	0	0	0	0	
5:00 PM	328	2	248	54	2	20	0	0	1	1	0	0	0	0	
6:00 PM	219	4	164	34	2	15	0	0	0	0	0	0	0	0	
7:00 PM	193	0	159	20	1	11	0	0	1	1	0	0	0	0	
8:00 PM	95	1	71	15	0	4	2	0	1	1	0	0	0	0	
9:00 PM	63	0	51	7	0	5	0	0	0	0	0	0	0	0	
10:00 PM	35	0	24	6	0	3	0	0	0	2	0	0	0	0	
11:00 PM	28	0	26	0	0	1	0	0	0	1	0	0	0	0	
Total	2545	18	1911	364	39	172	11	0	10	20	0	0	0	0	
%		0.7	75.1	14.3	1.5	6.8	0.4	0.0	0.4	0.8	0.0	0.0	0.0	0.0	

Town : Northborough
 Street : Bartlett Street
 Location : Between Route 20 and Lyman Street

Site: 2021049
 5/18/2021
 Tuesday

Daily Classification

NB

Interval Start	Total	Motor Bikes	Cars & Trailers	2 Axle Long	Buses	2 Axle 6 Tire	3 Axle Single	4 Axle Single	<5 Axle Double	5 Axle Double	>6 Axle Double	<6 Axle Multi	6 Axle Multi	>6 Axle Multi
12:00 AM	54	0	48	5	0	1	0	0	0	0	0	0	0	0
1:00 AM	22	0	12	3	3	1	1	0	0	1	0	0	1	0
2:00 AM	11	0	10	1	0	0	0	0	0	0	0	0	0	0
3:00 AM	9	0	4	0	1	2	0	0	0	1	0	0	1	0
4:00 AM	9	0	4	0	1	2	0	0	0	2	0	0	0	0
5:00 AM	26	1	18	2	2	2	0	0	0	1	0	0	0	0
6:00 AM	86	0	50	10	15	9	0	0	1	1	0	0	0	0
7:00 AM	226	4	150	45	13	12	0	0	0	2	0	0	0	0
8:00 AM	153	3	96	32	5	11	1	0	3	2	0	0	0	0
9:00 AM	91	0	60	17	4	5	0	0	1	4	0	0	0	0
10:00 AM	173	1	113	29	5	18	1	0	4	2	0	0	0	0
11:00 AM	170	2	108	31	1	20	0	0	3	5	0	0	0	0
12:00 PM	201	2	147	29	0	20	0	0	1	2	0	0	0	0
1:00 PM	223	2	168	35	0	15	0	1	1	1	0	0	0	0
2:00 PM	372	2	277	53	19	15	0	0	3	3	0	0	0	0
3:00 PM	325	4	229	56	6	22	3	0	0	5	0	0	0	0
4:00 PM	322	1	246	39	7	24	1	0	3	1	0	0	0	0
5:00 PM	370	5	279	68	2	14	1	0	1	0	0	0	0	0
6:00 PM	260	3	197	38	2	17	1	0	2	0	0	0	0	0
7:00 PM	161	1	119	24	2	12	2	0	0	1	0	0	0	0
8:00 PM	109	0	88	12	1	6	0	0	2	0	0	0	0	0
9:00 PM	60	1	47	7	0	4	0	0	1	0	0	0	0	0
10:00 PM	33	0	27	4	0	2	0	0	0	0	0	0	0	0
11:00 PM	34	0	28	1	1	1	2	0	0	1	0	0	0	0
Total	3500	32	2525	541	90	235	13	1	26	35	0	0	2	0
%		0.9	72.1	15.5	2.6	6.7	0.4	0.0	0.7	1.0	0.0	0.0	0.1	0.0

Town : Northborough
 Street : Bartlett Street
 Location : Between Route 20 and Lyman Street

Site: 2021049
 5/19/2021
 Wednesday

Daily Classification

NB

Interval Start	Total	Motor Bikes	Cars & Trailers	2 Axle Long	Buses	2 Axle 6 Tire	3 Axle Single	4 Axle Single	<5 Axle Double	5 Axle Double	>6 Axle Double	<6 Axle Multi	6 Axle Multi	>6 Axle Multi
12:00 AM	53	0	45	6	1	1	0	0	0	0	0	0	0	0
1:00 AM	22	0	17	3	1	1	0	0	0	0	0	0	0	0
2:00 AM	7	0	6	0	0	1	0	0	0	0	0	0	0	0
3:00 AM	6	0	6	0	0	0	0	0	0	0	0	0	0	0
4:00 AM	11	0	10	0	0	1	0	0	0	0	0	0	0	0
5:00 AM	35	0	18	7	0	6	0	0	1	3	0	0	0	0
6:00 AM	70	1	40	11	12	4	0	0	1	1	0	0	0	0
7:00 AM	215	6	135	46	12	13	0	0	1	2	0	0	0	0
8:00 AM	184	3	110	42	6	16	2	0	2	3	0	0	0	0
9:00 AM	112	1	77	16	1	12	2	1	0	2	0	0	0	0
10:00 AM	143	2	89	28	2	16	1	0	4	1	0	0	0	0
11:00 AM	151	1	114	19	0	11	1	1	1	3	0	0	0	0
12:00 PM	195	1	143	32	0	13	1	1	2	2	0	0	0	0
1:00 PM	226	3	166	32	3	21	0	0	1	0	0	0	0	0
2:00 PM	331	4	246	42	19	15	2	0	2	1	0	0	0	0
3:00 PM	339	1	243	60	5	22	5	1	2	0	0	0	0	0
4:00 PM	309	3	225	49	4	24	2	0	2	0	0	0	0	0
5:00 PM	364	5	269	54	4	26	1	0	2	3	0	0	0	0
6:00 PM	239	1	183	33	2	18	1	0	1	0	0	0	0	0
7:00 PM	231	2	189	26	2	10	0	0	2	0	0	0	0	0
8:00 PM	117	2	87	20	0	5	1	0	2	0	0	0	0	0
9:00 PM	60	1	48	7	0	4	0	0	0	0	0	0	0	0
10:00 PM	41	0	30	5	0	4	0	0	0	2	0	0	0	0
11:00 PM	29	0	27	1	1	0	0	0	0	0	0	0	0	0
Total	3490	37	2523	539	75	244	19	4	26	23	0	0	0	0
%		1.1	72.3	15.4	2.1	7.0	0.5	0.1	0.7	0.7	0.0	0.0	0.0	0.0

Town : Northborough
 Street : Bartlett Street
 Location : Between Route 20 and Lyman Street

Site: 2021049
 5/20/2021
 Thursday

Daily Classification

NB

Interval Start	Total	Motor Bikes	Cars & Trailers	2 Axle Long	Buses	2 Axle 6 Tire	3 Axle Single	4 Axle Single	<5 Axle Double	5 Axle Double	>6 Axle Double	<6 Axle Multi	6 Axle Multi	>6 Axle Multi
12:00 AM	38	0	30	7	0	0	0	0	0	1	0	0	0	0
1:00 AM	34	1	30	2	0	1	0	0	0	0	0	0	0	0
2:00 AM	14	0	7	3	2	0	1	0	0	1	0	0	0	0
3:00 AM	5	0	4	0	0	0	0	0	1	0	0	0	0	0
4:00 AM	16	0	10	3	0	2	1	0	0	0	0	0	0	0
5:00 AM	22	0	16	2	1	2	0	0	1	0	0	0	0	0
6:00 AM	72	3	40	10	11	6	2	0	0	0	0	0	0	0
7:00 AM	194	2	130	41	8	10	0	0	1	2	0	0	0	0
8:00 AM	169	3	105	33	11	9	2	0	4	2	0	0	0	0
9:00 AM	119	1	73	20	5	13	0	0	0	7	0	0	0	0
10:00 AM	137	2	95	23	3	11	1	0	0	2	0	0	0	0
11:00 AM	177	0	125	26	3	16	0	0	4	3	0	0	0	0
12:00 PM	193	0	134	40	1	16	0	0	1	1	0	0	0	0
1:00 PM	234	3	179	33	4	13	0	0	1	1	0	0	0	0
2:00 PM	387	1	292	59	15	18	0	0	1	1	0	0	0	0
3:00 PM	318	4	242	43	7	19	1	0	1	1	0	0	0	0
4:00 PM	337	2	265	47	3	19	0	0	1	0	0	0	0	0
5:00 PM	336	5	241	63	2	23	1	0	0	1	0	0	0	0
6:00 PM	194	0	145	27	4	16	0	0	2	0	0	0	0	0
7:00 PM	237	1	190	32	2	11	0	0	0	1	0	0	0	0
8:00 PM	120	0	96	10	1	11	0	0	2	0	0	0	0	0
9:00 PM	63	1	50	9	0	1	0	0	0	2	0	0	0	0
10:00 PM	39	0	34	3	0	2	0	0	0	0	0	0	0	0
11:00 PM	38	0	32	3	0	3	0	0	0	0	0	0	0	0
Total	3493	29	2565	539	83	222	9	0	20	26	0	0	0	0
%		0.8	73.4	15.4	2.4	6.4	0.3	0.0	0.6	0.7	0.0	0.0	0.0	0.0

Town : Northborough
 Street : Bartlett Street
 Location : Between Route 20 and Lyman Street

Site: 2021049
 5/21/2021
 Friday

Daily Classification

NB															
Interval Start	Total	Motor Bikes	Cars & Trailers	2 Axle Long	Buses	2 Axle 6 Tire	3 Axle Single	4 Axle Single	<5 Axle Double	5 Axle Double	>6 Axle Double	<6 Axle Multi	6 Axle Multi	>6 Axle Multi	
12:00 AM	49	0	40	5	0	3	1	0	0	0	0	0	0	0	
1:00 AM	36	1	30	2	1	1	0	0	0	1	0	0	0	0	
2:00 AM	10	0	4	1	3	1	0	0	0	1	0	0	0	0	
3:00 AM	9	0	5	2	0	0	0	0	0	2	0	0	0	0	
4:00 AM	13	0	8	0	1	0	0	0	0	4	0	0	0	0	
5:00 AM	26	1	19	4	0	1	0	0	1	0	0	0	0	0	
6:00 AM	88	2	48	8	12	15	0	0	1	2	0	0	0	0	
7:00 AM	235	2	157	46	11	16	0	0	1	2	0	0	0	0	
8:00 AM	172	6	113	30	9	11	0	0	1	2	0	0	0	0	
9:00 AM	139	1	89	35	3	7	2	0	1	1	0	0	0	0	
10:00 AM	176	2	120	27	2	22	1	0	2	0	0	0	0	0	
11:00 AM	174	2	113	39	4	13	1	0	0	2	0	0	0	0	
12:00 PM	213	2	149	37	0	18	2	0	2	3	0	0	0	0	
1:00 PM	243	2	179	35	3	22	1	0	1	0	0	0	0	0	
2:00 PM	369	2	266	63	15	17	0	0	4	2	0	0	0	0	
3:00 PM	325	5	236	53	11	14	1	0	4	1	0	0	0	0	
4:00 PM	325	1	259	42	3	15	2	0	1	2	0	0	0	0	
5:00 PM	311	3	253	37	0	14	0	0	4	0	0	0	0	0	
6:00 PM	254	2	190	43	3	13	0	0	2	1	0	0	0	0	
7:00 PM	215	2	168	30	0	12	0	0	1	2	0	0	0	0	
8:00 PM	113	1	90	17	1	2	1	0	0	1	0	0	0	0	
9:00 PM	62	2	42	8	0	8	0	0	0	2	0	0	0	0	
10:00 PM	45	0	34	5	1	1	0	0	0	4	0	0	0	0	
11:00 PM	46	0	37	2	1	5	0	0	0	1	0	0	0	0	
Total	3648	39	2649	571	84	231	12	0	26	36	0	0	0	0	
%		1.1	72.6	15.7	2.3	6.3	0.3	0.0	0.7	1.0	0.0	0.0	0.0	0.0	

Town : Northborough
 Street : Bartlett Street
 Location : Between Route 20 and Lyman Street

Site: 2021049
 5/22/2021
 Saturday

Daily Classification

NB

Interval Start	Total	Motor Bikes	Cars & Trailers	2 Axle Long	Buses	2 Axle 6 Tire	3 Axle Single	4 Axle Single	<5 Axle Double	5 Axle Double	>6 Axle Double	<6 Axle Multi	6 Axle Multi	>6 Axle Multi
12:00 AM	40	0	34	5	0	0	0	0	0	1	0	0	0	0
1:00 AM	19	0	15	1	1	1	0	0	0	1	0	0	0	0
2:00 AM	13	0	8	2	3	0	0	0	0	0	0	0	0	0
3:00 AM	6	0	4	0	1	0	0	0	0	1	0	0	0	0
4:00 AM	10	0	7	2	0	0	0	0	0	1	0	0	0	0
5:00 AM	11	0	5	3	0	3	0	0	0	0	0	0	0	0
6:00 AM	37	0	30	3	1	1	0	0	0	2	0	0	0	0
7:00 AM	48	1	29	9	2	4	1	0	1	1	0	0	0	0
8:00 AM	113	3	90	10	0	8	0	0	2	0	0	0	0	0
9:00 AM	96	1	76	8	2	9	0	0	0	0	0	0	0	0
10:00 AM	150	1	110	25	0	13	0	0	0	1	0	0	0	0
11:00 AM	137	3	113	11	0	8	0	0	2	0	0	0	0	0
12:00 PM	146	1	112	17	2	12	1	0	0	1	0	0	0	0
1:00 PM	167	1	125	25	2	12	0	0	0	2	0	0	0	0
2:00 PM	181	0	135	30	0	15	0	0	1	0	0	0	0	0
3:00 PM	137	0	108	24	0	5	0	0	0	0	0	0	0	0
4:00 PM	153	0	117	26	0	10	0	0	0	0	0	0	0	0
5:00 PM	138	0	110	20	1	7	0	0	0	0	0	0	0	0
6:00 PM	111	0	94	15	0	1	1	0	0	0	0	0	0	0
7:00 PM	124	1	98	22	0	2	1	0	0	0	0	0	0	0
8:00 PM	77	0	63	7	0	7	0	0	0	0	0	0	0	0
9:00 PM	52	0	38	8	1	2	2	0	0	1	0	0	0	0
10:00 PM	42	0	35	5	0	2	0	0	0	0	0	0	0	0
11:00 PM	41	1	34	5	0	1	0	0	0	0	0	0	0	0
Total	2049	13	1590	283	16	123	6	0	6	12	0	0	0	0
%		0.6	77.6	13.8	0.8	6.0	0.3	0.0	0.3	0.6	0.0	0.0	0.0	0.0

Town : Northborough
 Street : Bartlett Street
 Location : Between Route 20 and Lyman Street

Site: 2021049
 5/23/2021
 Sunday

Daily Classification

NB

Interval Start	Total	Motor Bikes	Cars & Trailers	2 Axle Long	Buses	2 Axle 6 Tire	3 Axle Single	4 Axle Single	<5 Axle Double	5 Axle Double	>6 Axle Double	<6 Axle Multi	6 Axle Multi	>6 Axle Multi
12:00 AM	30	0	25	4	0	0	0	0	0	1	0	0	0	0
1:00 AM	11	0	6	2	0	1	0	0	0	2	0	0	0	0
2:00 AM	4	0	3	0	1	0	0	0	0	0	0	0	0	0
3:00 AM	2	0	2	0	0	0	0	0	0	0	0	0	0	0
4:00 AM	5	0	2	1	0	2	0	0	0	0	0	0	0	0
5:00 AM	7	0	5	1	0	1	0	0	0	0	0	0	0	0
6:00 AM	23	0	18	3	0	1	0	0	1	0	0	0	0	0
7:00 AM	42	0	35	5	0	2	0	0	0	0	0	0	0	0
8:00 AM	79	0	64	9	0	5	1	0	0	0	0	0	0	0
9:00 AM	96	0	79	9	0	8	0	0	0	0	0	0	0	0
10:00 AM	113	0	93	16	1	3	0	0	0	0	0	0	0	0
11:00 AM	132	1	104	24	0	3	0	0	0	0	0	0	0	0
12:00 PM	122	1	95	15	1	9	0	0	1	0	0	0	0	0
1:00 PM	128	0	108	11	0	9	0	0	0	0	0	0	0	0
2:00 PM	131	0	101	23	0	7	0	0	0	0	0	0	0	0
3:00 PM	115	1	93	13	0	8	0	0	0	0	0	0	0	0
4:00 PM	128	0	103	22	0	3	0	0	0	0	0	0	0	0
5:00 PM	104	0	87	9	0	8	0	0	0	0	0	0	0	0
6:00 PM	90	0	72	9	1	8	0	0	0	0	0	0	0	0
7:00 PM	87	0	69	12	0	3	0	0	0	3	0	0	0	0
8:00 PM	65	0	54	10	0	0	0	0	0	1	0	0	0	0
9:00 PM	31	0	27	2	0	2	0	0	0	0	0	0	0	0
10:00 PM	18	0	14	1	3	0	0	0	0	0	0	0	0	0
11:00 PM	20	0	18	1	0	1	0	0	0	0	0	0	0	0
Total	1583	3	1277	202	7	84	1	0	2	7	0	0	0	0
%		0.2	80.7	12.8	0.4	5.3	0.1	0.0	0.1	0.4	0.0	0.0	0.0	0.0

Town : Northborough
 Street : Bartlett Street
 Location : Between Route 20 and Lyman Street

Site: 2021049
 5/24/2021
 Monday

Daily Classification

NB

Interval Start	Total	Motor Bikes	Cars & Trailers	2 Axle Long	Buses	2 Axle 6 Tire	3 Axle Single	4 Axle Single	<5 Axle Double	5 Axle Double	>6 Axle Double	<6 Axle Multi	6 Axle Multi	>6 Axle Multi
12:00 AM	38	0	32	3	0	2	0	0	0	1	0	0	0	0
1:00 AM	15	0	11	2	0	2	0	0	0	0	0	0	0	0
2:00 AM	7	0	5	0	1	1	0	0	0	0	0	0	0	0
3:00 AM	4	0	3	0	0	1	0	0	0	0	0	0	0	0
4:00 AM	7	0	4	0	1	1	1	0	0	0	0	0	0	0
5:00 AM	19	0	13	2	1	0	0	0	0	3	0	0	0	0
6:00 AM	66	1	38	8	13	5	1	0	0	0	0	0	0	0
7:00 AM	189	2	130	40	7	8	0	0	2	0	0	0	0	0
8:00 AM	167	3	93	41	8	16	0	0	5	1	0	0	0	0
9:00 AM	103	1	68	14	4	8	1	0	1	6	0	0	0	0
10:00 AM	239	0	174	34	14	12	0	0	4	1	0	0	0	0
11:00 AM	184	3	136	26	4	13	1	0	1	0	0	0	0	0
12:00 PM	199	0	143	32	3	15	0	0	4	2	0	0	0	0
1:00 PM	223	1	164	32	2	21	1	0	0	2	0	0	0	0
2:00 PM	304	2	207	62	2	23	3	0	3	2	0	0	0	0
3:00 PM	269	8	177	43	5	27	1	0	4	4	0	0	0	0
4:00 PM	343	4	250	56	3	22	2	0	4	2	0	0	0	0
5:00 PM	325	2	248	56	1	17	1	0	0	0	0	0	0	0
6:00 PM	267	4	206	33	1	18	0	0	5	0	0	0	0	0
7:00 PM	199	0	158	20	1	18	0	0	0	2	0	0	0	0
8:00 PM	109	2	91	10	0	3	0	0	1	2	0	0	0	0
9:00 PM	51	0	44	4	0	3	0	0	0	0	0	0	0	0
10:00 PM	35	0	31	1	0	3	0	0	0	0	0	0	0	0
11:00 PM	26	0	23	2	0	1	0	0	0	0	0	0	0	0
Total	3388	33	2449	521	71	240	12	0	34	28	0	0	0	0
%		1.0	72.3	15.4	2.1	7.1	0.4	0.0	1.0	0.8	0.0	0.0	0.0	0.0

Town : Northborough
 Street : Bartlett Street
 Location : Between Route 20 and Lyman Street

Site: 2021049
 5/25/2021
 Tuesday

Daily Classification

NB															
Interval Start	Total	Motor Bikes	Cars & Trailers	2 Axle Long	Buses	2 Axle 6 Tire	3 Axle Single	4 Axle Single	<5 Axle Double	5 Axle Double	>6 Axle Double	<6 Axle Multi	6 Axle Multi	>6 Axle Multi	
12:00 AM	28	0	24	4	0	0	0	0	0	0	0	0	0	0	
1:00 AM	43	0	32	7	1	1	1	0	0	1	0	0	0	0	
2:00 AM	8	0	7	0	1	0	0	0	0	0	0	0	0	0	
3:00 AM	8	0	4	1	0	2	0	0	0	0	0	0	1	0	
4:00 AM	6	0	2	2	0	1	0	0	0	1	0	0	0	0	
5:00 AM	30	0	20	3	2	2	0	0	2	1	0	0	0	0	
6:00 AM	74	1	42	12	11	6	0	0	0	2	0	0	0	0	
7:00 AM	205	4	141	32	11	13	0	0	2	2	0	0	0	0	
8:00 AM	156	2	94	37	7	13	1	0	2	0	0	0	0	0	
9:00 AM	128	1	90	16	5	13	1	0	0	2	0	0	0	0	
10:00 AM	137	0	103	14	0	16	0	0	2	2	0	0	0	0	
11:00 AM	185	3	139	20	4	15	0	1	1	1	1	0	0	0	
12:00 PM	186	2	123	36	3	15	1	0	2	4	0	0	0	0	
1:00 PM	260	4	194	38	4	16	0	0	2	2	0	0	0	0	
2:00 PM	394	3	285	59	18	20	1	0	5	3	0	0	0	0	
3:00 PM	311	7	227	50	6	18	0	0	3	0	0	0	0	0	
4:00 PM	356	6	274	48	6	20	1	0	0	1	0	0	0	0	
5:00 PM	416	2	319	65	1	28	0	0	0	1	0	0	0	0	
6:00 PM	290	3	218	49	2	16	2	0	0	0	0	0	0	0	
7:00 PM	193	0	155	26	1	10	0	0	0	1	0	0	0	0	
8:00 PM	107	0	85	12	1	7	0	0	2	0	0	0	0	0	
9:00 PM	57	0	45	9	0	3	0	0	0	0	0	0	0	0	
10:00 PM	41	0	37	0	0	3	0	0	0	1	0	0	0	0	
11:00 PM	23	0	18	0	0	3	1	0	0	1	0	0	0	0	
Total	3642	38	2678	540	84	241	9	1	23	26	1	0	1	0	
%		1.0	73.5	14.8	2.3	6.6	0.2	0.0	0.6	0.7	0.0	0.0	0.0	0.0	

Town : Northborough
 Street : Bartlett Street
 Location : Between Route 20 and Lyman Street

Site: 2021049
 5/26/2021
 Wednesday

Daily Classification

NB

Interval Start	Total	Motor Bikes	Cars & Trailers	2 Axle Long	Buses	2 Axle 6 Tire	3 Axle Single	4 Axle Single	<5 Axle Double	5 Axle Double	>6 Axle Double	<6 Axle Multi	6 Axle Multi	>6 Axle Multi
12:00 AM	44	0	34	9	0	1	0	0	0	0	0	0	0	0
1:00 AM	23	0	18	2	1	1	0	0	0	1	0	0	0	0
2:00 AM	12	1	7	2	1	1	0	0	0	0	0	0	0	0
3:00 AM	2	0	1	0	0	1	0	0	0	0	0	0	0	0
4:00 AM	8	0	5	1	0	1	0	0	0	1	0	0	0	0
5:00 AM	29	0	20	4	1	4	0	0	0	0	0	0	0	0
6:00 AM	76	1	43	8	12	9	0	0	0	3	0	0	0	0
7:00 AM	200	3	143	29	9	15	0	0	1	0	0	0	0	0
8:00 AM	164	2	107	36	8	8	1	0	2	0	0	0	0	0
9:00 AM	129	0	83	33	3	7	0	0	0	3	0	0	0	0
10:00 AM	149	1	115	16	1	14	1	0	0	1	0	0	0	0
11:00 AM	190	1	132	34	3	17	2	0	0	1	0	0	0	0
12:00 PM	221	4	149	38	5	18	1	0	3	3	0	0	0	0
1:00 PM	220	0	171	26	2	17	1	1	0	2	0	0	0	0
2:00 PM	382	1	281	45	19	31	0	0	1	4	0	0	0	0
3:00 PM	302	4	220	48	7	17	1	0	1	4	0	0	0	0
4:00 PM	358	4	277	53	2	19	1	0	1	1	0	0	0	0
5:00 PM	320	2	253	37	0	23	2	0	0	3	0	0	0	0
6:00 PM	229	3	172	34	2	15	1	0	0	2	0	0	0	0
7:00 PM	235	0	194	25	1	13	0	0	1	1	0	0	0	0
8:00 PM	89	0	70	10	0	7	0	0	1	1	0	0	0	0
9:00 PM	48	0	42	2	0	3	0	0	0	1	0	0	0	0
10:00 PM	33	0	25	1	0	6	1	0	0	0	0	0	0	0
11:00 PM	26	0	23	1	1	1	0	0	0	0	0	0	0	0
Total	3489	27	2585	494	78	249	12	1	11	32	0	0	0	0
%		0.8	74.1	14.2	2.2	7.1	0.3	0.0	0.3	0.9	0.0	0.0	0.0	0.0

Town : Northborough
 Street : Bartlett Street
 Location : Between Route 20 and Lyman Street

Site: 2021049
 5/27/2021
 Thursday

Daily Classification

NB

Interval Start	Total	Motor Bikes	Cars & Trailers	2 Axle Long	Buses	2 Axle 6 Tire	3 Axle Single	4 Axle Single	<5 Axle Double	5 Axle Double	>6 Axle Double	<6 Axle Multi	6 Axle Multi	>6 Axle Multi
12:00 AM	42	0	36	5	0	1	0	0	0	0	0	0	0	0
1:00 AM	24	0	19	2	0	1	1	0	0	1	0	0	0	0
2:00 AM	12	0	10	2	0	0	0	0	0	0	0	0	0	0
3:00 AM	5	0	2	2	0	1	0	0	0	0	0	0	0	0
4:00 AM	9	0	6	2	0	1	0	0	0	0	0	0	0	0
5:00 AM	30	0	20	7	1	2	0	0	0	0	0	0	0	0
6:00 AM	89	2	55	10	13	8	0	0	0	1	0	0	0	0
7:00 AM	219	7	147	36	10	14	1	0	2	2	0	0	0	0
8:00 AM	177	1	111	36	7	16	4	0	1	1	0	0	0	0
9:00 AM	137	2	90	23	2	13	5	0	2	0	0	0	0	0
10:00 AM	173	1	127	22	3	11	7	0	2	0	0	0	0	0
11:00 AM	188	1	120	31	0	26	7	1	0	2	0	0	0	0
12:00 PM	194	1	141	25	3	16	6	0	2	0	0	0	0	0
1:00 PM	254	0	177	37	9	21	7	0	1	2	0	0	0	0
2:00 PM	393	3	301	55	9	17	5	0	3	0	0	0	0	0
3:00 PM	312	2	218	58	6	26	1	0	1	0	0	0	0	0
4:00 PM	366	0	286	54	5	20	0	0	1	0	0	0	0	0
5:00 PM	321	1	250	45	0	22	1	0	2	0	0	0	0	0
6:00 PM	234	0	166	47	0	15	1	0	1	4	0	0	0	0
7:00 PM	224	5	175	31	1	10	0	0	2	0	0	0	0	0
8:00 PM	125	1	105	9	0	6	0	0	4	0	0	0	0	0
9:00 PM	74	0	63	6	0	3	0	0	2	0	0	0	0	0
10:00 PM	76	0	66	6	0	2	1	0	1	0	0	0	0	0
11:00 PM	40	0	38	1	0	1	0	0	0	0	0	0	0	0
Total	3718	27	2729	552	69	253	47	1	27	13	0	0	0	0
%		0.7	73.4	14.8	1.9	6.8	1.3	0.0	0.7	0.3	0.0	0.0	0.0	0.0

Town : Northborough
 Street : Bartlett Street
 Location : Between Route 20 and Lyman Street

Site: 2021049
 5/28/2021
 Friday

Daily Classification

NB

Interval Start	Total	Motor Bikes	Cars & Trailers	2 Axle Long	Buses	2 Axle 6 Tire	3 Axle Single	4 Axle Single	<5 Axle Double	5 Axle Double	>6 Axle Double	<6 Axle Multi	6 Axle Multi	>6 Axle Multi
12:00 AM	53	1	42	5	0	1	2	0	1	1	0	0	0	0
1:00 AM	20	0	11	5	0	0	3	0	0	1	0	0	0	0
2:00 AM	19	0	16	0	0	2	0	0	0	1	0	0	0	0
3:00 AM	10	0	3	1	2	0	4	0	0	0	0	0	0	0
4:00 AM	13	0	7	3	0	1	1	0	0	1	0	0	0	0
5:00 AM	19	0	14	1	0	4	0	0	0	0	0	0	0	0
6:00 AM	83	1	49	15	12	4	0	0	1	1	0	0	0	0
7:00 AM	229	1	155	41	8	18	1	0	5	0	0	0	0	0
8:00 AM	172	1	100	46	8	8	6	0	2	1	0	0	0	0
9:00 AM	133	3	82	15	3	21	6	0	0	3	0	0	0	0
10:00 AM	151	0	99	22	4	16	8	0	0	2	0	0	0	0
11:00 AM	197	1	137	36	1	13	7	0	1	1	0	0	0	0
12:00 PM	190	0	138	30	0	13	5	0	2	2	0	0	0	0
1:00 PM	276	2	199	38	4	24	6	0	1	2	0	0	0	0
2:00 PM	363	4	248	52	22	27	4	0	4	2	0	0	0	0
3:00 PM	321	3	223	56	8	26	0	0	3	2	0	0	0	0
4:00 PM	303	2	229	39	5	24	2	0	2	0	0	0	0	0
5:00 PM	289	0	223	42	4	20	0	0	0	0	0	0	0	0
6:00 PM	206	0	147	38	2	17	1	0	1	0	0	0	0	0
7:00 PM	162	2	136	14	2	6	0	0	1	1	0	0	0	0
8:00 PM	75	0	56	10	0	5	1	0	1	2	0	0	0	0
9:00 PM	58	0	48	7	1	0	0	0	0	2	0	0	0	0
10:00 PM	28	0	22	1	1	4	0	0	0	0	0	0	0	0
11:00 PM	27	0	21	3	0	2	0	0	0	1	0	0	0	0
Total	3397	21	2405	520	87	256	57	0	25	26	0	0	0	0
%		0.6	70.8	15.3	2.6	7.5	1.7	0.0	0.7	0.8	0.0	0.0	0.0	0.0

Town : Northborough
 Street : Bartlett Street
 Location : Between Route 20 and Lyman Street

Site: 2021049
 5/29/2021
 Saturday

Daily Classification

NB

Interval Start	Total	Motor Bikes	Cars & Trailers	2 Axle Long	Buses	2 Axle 6 Tire	3 Axle Single	4 Axle Single	<5 Axle Double	5 Axle Double	>6 Axle Double	<6 Axle Multi	6 Axle Multi	>6 Axle Multi
12:00 AM	34	0	29	4	0	1	0	0	0	0	0	0	0	0
1:00 AM	38	0	34	1	0	2	0	0	0	1	0	0	0	0
2:00 AM	7	0	4	1	0	0	0	0	0	2	0	0	0	0
3:00 AM	3	0	3	0	0	0	0	0	0	0	0	0	0	0
4:00 AM	4	0	3	1	0	0	0	0	0	0	0	0	0	0
5:00 AM	14	0	12	1	0	1	0	0	0	0	0	0	0	0
6:00 AM	27	0	22	3	1	0	0	0	0	1	0	0	0	0
7:00 AM	54	0	40	7	1	5	0	0	0	1	0	0	0	0
8:00 AM	78	0	51	22	0	5	0	0	0	0	0	0	0	0
9:00 AM	78	0	61	12	0	5	0	0	0	0	0	0	0	0
10:00 AM	121	0	92	17	0	11	0	0	0	1	0	0	0	0
11:00 AM	141	1	107	17	0	16	0	0	0	0	0	0	0	0
12:00 PM	105	0	85	9	2	7	0	0	0	2	0	0	0	0
1:00 PM	118	0	95	16	1	6	0	0	0	0	0	0	0	0
2:00 PM	121	0	96	17	1	7	0	0	0	0	0	0	0	0
3:00 PM	110	0	83	17	3	5	1	0	1	0	0	0	0	0
4:00 PM	116	0	88	19	0	9	0	0	0	0	0	0	0	0
5:00 PM	120	0	90	16	2	12	0	0	0	0	0	0	0	0
6:00 PM	99	0	86	8	0	4	0	0	0	1	0	0	0	0
7:00 PM	111	2	92	15	0	1	0	0	0	1	0	0	0	0
8:00 PM	48	0	35	8	0	4	0	0	0	1	0	0	0	0
9:00 PM	30	0	28	1	0	1	0	0	0	0	0	0	0	0
10:00 PM	25	0	24	1	0	0	0	0	0	0	0	0	0	0
11:00 PM	20	0	15	5	0	0	0	0	0	0	0	0	0	0
Total	1622	3	1275	218	11	102	1	0	1	11	0	0	0	0
%		0.2	78.6	13.4	0.7	6.3	0.1	0.0	0.1	0.7	0.0	0.0	0.0	0.0

Town : Northborough
 Street : Bartlett Street
 Location : Between Route 20 and Lyman Street

Site: 2021049
 5/30/2021
 Sunday

Daily Classification

NB

Interval Start	Total	Motor Bikes	Cars & Trailers	2 Axle Long	Buses	2 Axle 6 Tire	3 Axle Single	4 Axle Single	<5 Axle Double	5 Axle Double	>6 Axle Double	<6 Axle Multi	6 Axle Multi	>6 Axle Multi
12:00 AM	30	0	24	4	0	1	0	0	0	0	0	0	1	0
1:00 AM	21	0	19	2	0	0	0	0	0	0	0	0	0	0
2:00 AM	8	0	6	2	0	0	0	0	0	0	0	0	0	0
3:00 AM	4	0	3	0	0	1	0	0	0	0	0	0	0	0
4:00 AM	5	0	3	1	0	1	0	0	0	0	0	0	0	0
5:00 AM	11	0	7	3	0	1	0	0	0	0	0	0	0	0
6:00 AM	14	0	12	1	0	1	0	0	0	0	0	0	0	0
7:00 AM	29	0	23	5	0	1	0	0	0	0	0	0	0	0
8:00 AM	42	1	30	11	0	0	0	0	0	0	0	0	0	0
9:00 AM	56	0	49	4	0	3	0	0	0	0	0	0	0	0
10:00 AM	79	0	64	8	0	6	0	0	1	0	0	0	0	0
11:00 AM	90	0	66	15	0	9	0	0	0	0	0	0	0	0
12:00 PM	95	0	77	15	1	2	0	0	0	0	0	0	0	0
1:00 PM	97	0	79	17	0	1	0	0	0	0	0	0	0	0
2:00 PM	97	0	78	12	0	7	0	0	0	0	0	0	0	0
3:00 PM	99	0	82	12	0	5	0	0	0	0	0	0	0	0
4:00 PM	94	1	79	11	1	2	0	0	0	0	0	0	0	0
5:00 PM	77	0	58	13	1	4	0	0	1	0	0	0	0	0
6:00 PM	72	0	56	11	0	5	0	0	0	0	0	0	0	0
7:00 PM	103	0	93	9	0	1	0	0	0	0	0	0	0	0
8:00 PM	48	0	42	5	0	1	0	0	0	0	0	0	0	0
9:00 PM	30	0	24	1	0	4	0	0	0	1	0	0	0	0
10:00 PM	26	0	22	3	0	1	0	0	0	0	0	0	0	0
11:00 PM	20	0	19	0	0	0	0	0	0	1	0	0	0	0
Total	1247	2	1015	165	3	57	0	0	2	2	0	0	1	0
%		0.2	81.4	13.2	0.2	4.6	0.0	0.0	0.2	0.2	0.0	0.0	0.1	0.0

Town : Northborough
 Street : Bartlett Street
 Location : Between Route 20 and Lyman Street

Site: 2021049
 5/31/2021
 Monday

Daily Classification

NB															
Interval Start	Total	Motor Bikes	Cars & Trailers	2 Axle Long	Buses	2 Axle 6 Tire	3 Axle Single	4 Axle Single	<5 Axle Double	5 Axle Double	>6 Axle Double	<6 Axle Multi	6 Axle Multi	>6 Axle Multi	
12:00 AM	37	0	32	4	0	0	0	0	0	1	0	0	0	0	
1:00 AM	17	0	15	0	0	1	0	0	0	1	0	0	0	0	
2:00 AM	5	0	4	0	0	0	0	0	0	0	0	0	1	0	
3:00 AM	8	0	6	0	2	0	0	0	0	0	0	0	0	0	
4:00 AM	10	0	7	1	0	1	0	0	0	1	0	0	0	0	
5:00 AM	7	0	5	0	1	1	0	0	0	0	0	0	0	0	
6:00 AM	18	0	14	4	0	0	0	0	0	0	0	0	0	0	
7:00 AM	24	0	18	5	0	1	0	0	0	0	0	0	0	0	
8:00 AM	44	0	32	8	0	4	0	0	0	0	0	0	0	0	
9:00 AM	49	0	39	10	0	0	0	0	0	0	0	0	0	0	
10:00 AM	74	0	61	4	1	7	0	0	1	0	0	0	0	0	
11:00 AM	98	0	77	10	1	9	0	0	0	1	0	0	0	0	
12:00 PM	124	0	94	25	0	4	0	0	1	0	0	0	0	0	
1:00 PM	120	0	99	13	1	7	0	0	0	0	0	0	0	0	
2:00 PM	145	0	116	21	0	8	0	0	0	0	0	0	0	0	
3:00 PM	110	0	80	22	0	8	0	0	0	0	0	0	0	0	
4:00 PM	97	0	83	9	0	3	1	0	0	1	0	0	0	0	
5:00 PM	89	0	72	13	0	4	0	0	0	0	0	0	0	0	
6:00 PM	100	1	86	9	0	3	0	0	1	0	0	0	0	0	
7:00 PM	96	0	79	11	0	4	0	0	2	0	0	0	0	0	
8:00 PM	60	0	53	3	0	4	0	0	0	0	0	0	0	0	
9:00 PM	34	0	30	3	0	0	0	0	1	0	0	0	0	0	
10:00 PM	22	0	21	0	0	1	0	0	0	0	0	0	0	0	
11:00 PM	21	0	19	1	0	1	0	0	0	0	0	0	0	0	
Total	1409	1	1142	176	6	71	1	0	6	5	0	0	1	0	
%		0.1	81.1	12.5	0.4	5.0	0.1	0.0	0.4	0.4	0.0	0.0	0.1	0.0	

Town : Northborough
 Street : Bartlett Street
 Location : Between Route 20 and Lyman Street

Site: 2021049
 6/1/2021
 Tuesday

Daily Classification

NB

Interval Start	Total	Motor Bikes	Cars & Trailers	2 Axle Long	Buses	2 Axle 6 Tire	3 Axle Single	4 Axle Single	<5 Axle Double	5 Axle Double	>6 Axle Double	<6 Axle Multi	6 Axle Multi	>6 Axle Multi
12:00 AM	50	0	43	2	3	1	1	0	0	0	0	0	0	0
1:00 AM	27	0	23	2	0	1	0	0	0	1	0	0	0	0
2:00 AM	6	0	3	0	2	0	1	0	0	0	0	0	0	0
3:00 AM	6	0	4	0	1	1	0	0	0	0	0	0	0	0
4:00 AM	16	0	12	1	0	2	1	0	0	0	0	0	0	0
5:00 AM	24	0	14	6	1	0	0	0	1	2	0	0	0	0
6:00 AM	67	0	33	10	12	10	0	0	0	2	0	0	0	0
7:00 AM	211	2	145	39	6	12	2	0	3	2	0	0	0	0
Total	407	2	277	60	25	27	5	0	4	7	0	0	0	0
%		0.5	68.1	14.7	6.1	6.6	1.2	0.0	1.0	1.7	0.0	0.0	0.0	0.0

Town : Northborough
 Street : Bartlett Street
 Location : Between Route 20 and Lyman Street

Site: 2021049

Speed Statistics Per Day

Combined Channels									
mph	Mon 5/17/2021	Tue 5/18/2021	Wed 5/19/2021	Thu 5/20/2021	Fri 5/21/2021	Sat 5/22/2021	Sun 5/23/2021	Mon 5/24/2021	Tue 5/25/2021
Count	4575	7539	7735	7835	8176	4574	3353	8116	8416
Minimum	10.0	10.1	10.0	10.1	10.1	10.3	11.2	10.1	10.0
Maximum	89.2	88.5	89.5	77.3	88.9	87.4	68.8	84.7	89.2
Average	36.8	36.9	36.9	36.9	36.7	37.6	37.3	36.7	36.6
Median	37.2	37.3	37.3	37.2	37.1	37.8	37.8	36.9	36.9
<u>Pace Range</u>	32.1 - 42.1	32.6 - 42.6	32.1 - 42.1	32.4 - 42.4	31.8 - 41.8	32.4 - 42.4	33.0 - 43.0	32.1 - 42.1	31.8 - 41.8
Count	3231	5067	5140	5065	5124	2918	2184	4946	5242
	71%	67%	66%	65%	63%	64%	65%	61%	62%
<u>Percentiles</u>									
10 %	30.3	29.7	29.7	29.4	29.1	30.0	29.1	29.1	28.9
15 %	31.9	31.6	31.5	31.2	30.7	31.7	31.5	30.6	30.7
50 %	37.2	37.3	37.3	37.2	37.1	37.7	37.8	36.9	36.9
85 %	41.9	42.4	42.6	42.8	42.6	43.4	43.2	43.0	42.7
90 %	43.2	43.8	44.1	44.2	44.2	44.9	44.6	44.5	44.3
<u>Speeds Exceeded</u>									
25	4412 96%	7215 96%	7406 96%	7475 95%	7793 95%	4441 97%	3175 95%	7778 96%	7995 95%
35	3072 67%	5045 67%	5152 67%	5149 66%	5159 63%	3131 68%	2339 70%	5047 62%	5277 63%
45	225 5%	502 7%	568 7%	634 8%	648 8%	447 10%	295 9%	690 9%	682 8%
55	19 0%	31 0%	39 1%	48 1%	51 1%	28 1%	17 1%	44 1%	53 1%
65	10 0%	8 0.1%	7 0.1%	14 0%	12 0%	3 0.1%	1 0.0%	8 0.1%	19 0%
75	6 0.1%	4 0.1%	4 0.1%	5 0.1%	6 0.1%	2 0.0%	0 0%	5 0.1%	13 0%

Town : Northborough
 Street : Bartlett Street
 Location : Between Route 20 and Lyman Street

Site: 2021049

Speed Statistics Per Day

Combined Channels							
mph	Wed 5/26/2021	Thu 5/27/2021	Fri 5/28/2021	Sat 5/29/2021	Sun 5/30/2021	Mon 5/31/2021	Tue 6/1/2021
Count	7655	8449	8120	4254	3219	3425	1503
Minimum	10.0	10.1	10.0	10.2	10.7	10.2	10.1
Maximum	86.6	87.3	88.6	70.4	71.1	71.8	67.7
Average	36.7	36.6	36.5	37.7	37.9	37.5	36.2
Median	37.1	36.9	36.5	37.5	37.5	37.4	36.3
<u>Pace Range</u>	32.1 - 42.1	32.0 - 42.0	31.6 - 41.6	32.1 - 42.1	32.0 - 42.0	31.4 - 41.4	31.9 - 41.9
Count	4903	5303	5017	2399	1822	2039	824
	64%	63%	62%	56%	57%	60%	55%
<u>Percentiles</u>							
10 %	29.2	29.1	29.1	29.5	29.8	29.7	28.5
15 %	30.8	30.8	30.6	31.0	31.3	31.3	29.7
50 %	37.1	36.9	36.5	37.5	37.5	37.4	36.3
85 %	42.5	42.6	42.7	44.6	44.8	43.9	43.3
90 %	43.8	44.2	44.2	46.2	46.5	45.5	44.9
<u>Speeds Exceeded</u>							
25	7334 96%	8077 96%	7791 96%	4139 97%	3126 97%	3311 97%	1428 95%
35	4908 64%	5327 63%	4899 60%	2738 64%	2101 65%	2224 65%	850 57%
45	524 7%	659 8%	655 8%	568 13%	462 14%	391 11%	148 10%
55	32 0%	42 0%	52 1%	42 1%	35 1%	23 1%	6 0.4%
65	11 0%	11 0%	15 0%	3 0.1%	3 0.1%	1 0.0%	1 0.1%
75	6 0.1%	6 0.1%	7 0.1%	0 0%	0 0%	0 0%	0 0%

Town : Northborough
 Street : Bartlett Street
 Location : Between Route 20 and Lyman Street

Site: 2021049

Weekly Volume

Interval Start	Mon 5/17/2021		Tue 5/18/2021		Wed 5/19/2021		Thu 5/20/2021		Fri 5/21/2021		Sat 5/22/2021		Sun 5/23/2021		Mon - Fri Average		Weekly Average	
	SB	NB	SB	NB	SB	NB	SB	NB	SB	NB	SB	NB	SB	NB	SB	NB	SB	NB
12:00 AM	-	-	25	54	17	53	21	38	27	49	32	40	20	30	22.5	48.5	23.7	44.0
1:00 AM	-	-	21	22	18	22	23	34	17	36	21	19	7	11	19.8	28.5	17.8	24.0
2:00 AM	-	-	29	11	18	7	23	14	14	10	14	13	7	4	21.0	10.5	17.5	9.8
3:00 AM	-	-	28	9	29	6	32	5	33	9	6	6	0	2	30.5	7.3	21.3	6.2
4:00 AM	-	-	64	9	62	11	60	16	79	13	22	10	2	5	66.3	12.3	48.2	10.7
5:00 AM	-	-	175	26	161	35	168	22	156	26	42	11	13	7	165.0	27.3	119.2	21.2
6:00 AM	-	-	378	86	400	70	391	72	406	88	79	37	25	23	393.8	79.0	279.8	62.7
7:00 AM	-	-	382	226	534	215	463	194	409	235	112	48	70	42	447.0	217.5	328.3	160.0
8:00 AM	-	-	379	153	422	184	458	169	463	172	214	113	101	79	430.5	169.5	339.5	145.0
9:00 AM	-	-	231	91	208	112	247	119	298	139	195	96	129	96	246.0	115.3	218.0	108.8
10:00 AM	65	76	171	173	179	143	158	137	193	176	197	150	127	113	175.3	157.3	170.8	148.7
11:00 AM	129	164	145	170	150	151	160	177	193	174	147	137	119	132	155.4	167.2	149.0	157.9
12:00 PM	181	190	206	201	164	195	200	193	223	213	153	146	125	122	194.8	198.4	178.9	180.0
1:00 PM	207	227	218	223	239	226	277	234	264	243	166	167	142	128	241.0	230.6	216.1	206.9
2:00 PM	247	337	296	372	259	331	254	387	285	369	183	181	137	131	268.2	359.2	237.3	301.1
3:00 PM	248	331	257	325	286	339	260	318	286	325	167	137	143	115	267.4	327.6	235.3	270.0
4:00 PM	210	335	221	322	227	309	259	337	218	325	135	153	119	128	227.0	325.6	198.4	272.7
5:00 PM	196	328	234	370	247	364	242	336	257	311	115	138	135	104	235.2	341.8	203.7	278.7
6:00 PM	161	219	156	260	184	239	193	194	174	254	123	111	71	90	173.6	233.2	151.7	195.3
7:00 PM	168	193	182	161	165	231	160	237	212	215	143	124	102	87	177.4	207.4	161.7	178.3
8:00 PM	137	95	112	109	127	117	116	120	141	113	105	77	81	65	126.6	110.8	117.0	99.4
9:00 PM	72	63	49	60	72	60	93	63	79	62	75	52	38	31	73.0	61.6	68.3	55.9
10:00 PM	39	35	42	33	41	41	40	39	56	45	39	42	41	18	43.6	38.6	42.6	36.1
11:00 PM	35	28	38	34	36	29	44	38	45	46	40	41	16	20	39.6	35.0	36.3	33.7
Totals	2095	2621	4039	3500	4245	3490	4342	3493	4528	3648	2525	2049	1770	1583	4240.3	3509.8	3580.5	3007.0
Combined	4716		7539		7735		7835		8176		4574		3353		7750.1		6587.5	
Split (%)	44.4	55.6	53.6	46.4	54.9	45.1	55.4	44.6	55.4	44.6	55.2	44.8	52.8	47.2	54.7	45.3	54.4	45.6

Peak Hours

12:00 AM - 12:00 PM	11:00 AM	11:00 AM	7:30 AM	7:00 AM	6:45 AM	7:00 AM	7:30 AM	7:15 AM	7:30 AM	7:00 AM	8:15 AM	10:00 AM	8:45 AM	11:00 AM	7:30 AM	7:00 AM	7:30 AM	7:15 AM
Volume	129	164	440	226	564	215	525	212	527	235	233	150	136	132	494.5	217.5	370.0	160.8
Factor	0.81	0.82	0.88	0.78	0.87	0.66	0.89	0.73	0.94	0.70	0.83	0.91	0.79	0.97	0.92	0.70	0.95	0.72
12:00 PM - 12:00 AM	2:15 PM	1:45 PM	2:15 PM	2:00 PM	3:00 PM	4:30 PM	2:15 PM	2:00 PM	2:45 PM	1:45 PM	1:30 PM	1:45 PM	1:15 PM	1:30 PM	2:15 PM	4:30 PM	2:15 PM	1:45 PM
Volume	273	349	297	372	286	372	292	387	337	372	191	189	150	155	287.0	359.6	249.4	302.1
Factor	0.92	0.86	0.83	0.82	0.73	0.84	0.74	0.80	0.83	0.79	0.87	0.93	0.75	0.88	0.85	0.89	0.89	0.84

Town : Northborough
 Street : Bartlett Street
 Location : Between Route 20 and Lyman Street

Site: 2021049

Weekly Volume

Interval Start	Mon 5/24/2021		Tue 5/25/2021		Wed 5/26/2021		Thu 5/27/2021		Fri 5/28/2021		Sat 5/29/2021		Sun 5/30/2021		Mon - Fri Average		Weekly Average	
	SB	NB	SB	NB	SB	NB	SB	NB	SB	NB	SB	NB	SB	NB	SB	NB	SB	NB
12:00 AM	12	38	17	28	24	44	17	42	47	53	38	34	23	30	23.4	41.0	25.4	38.4
1:00 AM	9	15	31	43	16	23	24	24	27	20	15	38	17	21	21.4	25.0	19.9	26.3
2:00 AM	21	7	29	8	21	12	22	12	14	19	21	7	6	8	21.4	11.6	19.1	10.4
3:00 AM	20	4	24	8	21	2	31	5	26	10	5	3	8	4	24.4	5.8	19.3	5.1
4:00 AM	77	7	84	6	70	8	77	9	72	13	14	4	3	5	76.0	8.6	56.7	7.4
5:00 AM	164	19	187	30	140	29	178	30	135	19	37	14	8	11	160.8	25.4	121.3	21.7
6:00 AM	417	66	445	74	373	76	428	89	373	83	39	27	34	14	407.2	77.6	301.3	61.3
7:00 AM	498	189	500	205	445	200	489	219	390	229	114	54	40	29	464.4	208.4	353.7	160.7
8:00 AM	487	167	478	156	401	164	450	177	395	172	183	78	91	42	442.2	167.2	355.0	136.6
9:00 AM	276	103	284	128	226	129	289	137	321	133	167	78	113	56	279.2	126.0	239.4	109.1
10:00 AM	266	239	166	137	174	149	184	173	187	151	149	121	97	79	195.4	169.8	174.7	149.9
11:00 AM	231	184	182	185	173	190	194	188	239	197	172	141	165	90	203.8	188.8	193.7	167.9
12:00 PM	226	199	235	186	228	221	212	194	254	190	193	105	191	95	231.0	198.0	219.9	170.0
1:00 PM	229	223	318	260	262	220	278	254	291	276	211	118	176	97	275.6	246.6	252.1	206.9
2:00 PM	274	304	272	394	285	382	301	393	313	363	225	121	175	97	289.0	367.2	263.6	293.4
3:00 PM	308	269	329	311	271	302	249	312	393	321	189	110	145	99	310.0	303.0	269.1	246.3
4:00 PM	260	343	285	356	217	358	252	366	259	303	153	116	126	94	254.6	345.2	221.7	276.6
5:00 PM	247	325	262	416	234	320	216	321	298	289	155	120	115	77	251.4	334.2	218.1	266.9
6:00 PM	238	267	206	290	188	229	261	234	212	206	158	99	100	72	221.0	245.2	194.7	199.6
7:00 PM	189	199	167	193	151	235	250	224	194	162	133	111	141	103	190.2	202.6	175.0	175.3
8:00 PM	130	109	117	107	105	89	130	125	119	75	116	48	100	48	120.2	101.0	116.7	85.9
9:00 PM	59	51	71	57	62	48	102	74	89	58	65	30	44	30	76.6	57.6	70.3	49.7
10:00 PM	63	35	54	41	33	33	52	76	55	28	47	25	35	26	51.4	42.6	48.4	37.7
11:00 PM	27	26	31	23	46	26	45	40	20	27	33	20	19	20	33.8	28.4	31.6	26.0
Totals	4728	3388	4774	3642	4166	3489	4731	3718	4723	3397	2632	1622	1972	1247	4624.4	3526.8	3960.9	2929.0
Combined	8116		8416		7655		8449		8120		4254		3219		8151.2		6889.9	
Split (%)	58.3	41.7	56.7	43.3	54.4	45.6	56.0	44.0	58.2	41.8	61.9	38.1	61.3	38.7	56.7	43.3	57.5	42.5
Peak Hours																		
12:00 AM - 12:00 PM	7:30 AM	10:30 AM	6:45 AM	7:00 AM	7:30 AM	7:15 AM	7:30 AM	7:00 AM	7:30 AM	7:00 AM	8:30 AM	11:00 AM	11:00 AM	10:30 AM	7:30 AM	7:00 AM	7:30 AM	10:30 AM
Volume	584	274	558	205	506	205	544	219	443	229	205	141	165	93	526.0	208.4	403.9	168.6
Factor	0.83	0.66	0.70	0.73	0.85	0.62	0.93	0.64	0.95	0.67	0.87	0.80	0.67	0.93	0.90	0.67	0.90	0.97
12:00 PM - 12:00 AM	2:15 PM	4:30 PM	3:15 PM	5:00 PM	2:30 PM	2:00 PM	2:15 PM	4:15 PM	2:45 PM	1:45 PM	1:45 PM	1:30 PM	12:00 PM	1:15 PM	2:30 PM	2:00 PM	2:30 PM	1:45 PM
Volume	313	356	337	416	318	382	320	407	395	386	235	140	191	109	328.2	367.2	291.9	294.9
Factor	0.80	0.95	0.85	0.94	0.80	0.84	0.91	0.93	0.92	0.89	0.85	0.88	0.87	0.76	0.85	0.95	0.92	0.93

Town : Northborough
 Street : Bartlett Street
 Location : Between Route 20 and Lyman Street

Site: 2021049

Weekly Volume

Interval Start	Mon 5/31/2021		Tue 6/1/2021		Wed 6/2/2021		Thu 6/3/2021		Fri 6/4/2021		Sat 6/5/2021		Sun 6/6/2021		Mon - Fri Average		Weekly Average		
	SB	NB	SB	NB	SB	NB	SB	NB	SB	NB	SB	NB	SB	NB	SB	NB	SB	NB	
12:00 AM	12	37	17	50	-	-	-	-	-	-	-	-	-	-	-	14.5	43.5	14.5	43.5
1:00 AM	16	17	18	27	-	-	-	-	-	-	-	-	-	-	-	17.0	22.0	17.0	22.0
2:00 AM	15	5	14	6	-	-	-	-	-	-	-	-	-	-	-	14.5	5.5	14.5	5.5
3:00 AM	3	8	21	6	-	-	-	-	-	-	-	-	-	-	-	12.0	7.0	12.0	7.0
4:00 AM	0	10	58	16	-	-	-	-	-	-	-	-	-	-	-	29.0	13.0	29.0	13.0
5:00 AM	20	7	162	24	-	-	-	-	-	-	-	-	-	-	-	91.0	15.5	91.0	15.5
6:00 AM	40	18	388	67	-	-	-	-	-	-	-	-	-	-	-	214.0	42.5	214.0	42.5
7:00 AM	49	24	418	211	-	-	-	-	-	-	-	-	-	-	-	233.5	117.5	233.5	117.5
8:00 AM	126	44	113	44	-	-	-	-	-	-	-	-	-	-	-	126.0	44.0	126.0	44.0
9:00 AM	95	49	-	-	-	-	-	-	-	-	-	-	-	-	-	95.0	49.0	95.0	49.0
10:00 AM	119	74	-	-	-	-	-	-	-	-	-	-	-	-	-	119.0	74.0	119.0	74.0
11:00 AM	151	98	-	-	-	-	-	-	-	-	-	-	-	-	-	151.0	98.0	151.0	98.0
12:00 PM	153	124	-	-	-	-	-	-	-	-	-	-	-	-	-	153.0	124.0	153.0	124.0
1:00 PM	136	120	-	-	-	-	-	-	-	-	-	-	-	-	-	136.0	120.0	136.0	120.0
2:00 PM	206	145	-	-	-	-	-	-	-	-	-	-	-	-	-	206.0	145.0	206.0	145.0
3:00 PM	157	110	-	-	-	-	-	-	-	-	-	-	-	-	-	157.0	110.0	157.0	110.0
4:00 PM	142	97	-	-	-	-	-	-	-	-	-	-	-	-	-	142.0	97.0	142.0	97.0
5:00 PM	108	89	-	-	-	-	-	-	-	-	-	-	-	-	-	108.0	89.0	108.0	89.0
6:00 PM	111	100	-	-	-	-	-	-	-	-	-	-	-	-	-	111.0	100.0	111.0	100.0
7:00 PM	151	96	-	-	-	-	-	-	-	-	-	-	-	-	-	151.0	96.0	151.0	96.0
8:00 PM	95	60	-	-	-	-	-	-	-	-	-	-	-	-	-	95.0	60.0	95.0	60.0
9:00 PM	42	34	-	-	-	-	-	-	-	-	-	-	-	-	-	42.0	34.0	42.0	34.0
10:00 PM	34	22	-	-	-	-	-	-	-	-	-	-	-	-	-	34.0	22.0	34.0	22.0
11:00 PM	35	21	-	-	-	-	-	-	-	-	-	-	-	-	-	35.0	21.0	35.0	21.0
Totals	2016	1409	1209	451	0	0	0	0	0	0	0	0	0	0	0	2486.5	1549.5	2486.5	1549.5
Combined	3425		1660		0		0		0		0		0		4036.0		4036.0		
Split (%)	58.9	41.1	72.8	27.2	-	-	-	-	-	-	-	-	-	-	-	61.6	38.4	61.6	38.4

Peak Hours

12:00 AM - 12:00 PM	11:00 AM	11:00 AM	6:45 AM	7:00 AM	-	-	-	-	-	-	-	-	-	-	-	6:45 AM	7:00 AM	6:45 AM	7:00 AM
Volume	151	98	455	211	-	-	-	-	-	-	-	-	-	-	-	253.5	117.5	253.5	117.5
Factor	0.76	0.82	0.65	0.67	-	-	-	-	-	-	-	-	-	-	-	0.67	0.69	0.67	0.69
12:00 PM - 12:00 AM	2:00 PM	2:00 PM	-	-	-	-	-	-	-	-	-	-	-	-	-	2:00 PM	2:00 PM	2:00 PM	2:00 PM
Volume	206	145	-	-	-	-	-	-	-	-	-	-	-	-	-	206.0	145.0	206.0	145.0
Factor	0.86	0.77	-	-	-	-	-	-	-	-	-	-	-	-	-	0.86	0.77	0.86	0.77

Town : Northborough
 Street : Bartlett Street
 Location : East of Lyman Street

Site: 2021055
 5/17/2021
 Monday

Daily Classification

Combined Channels

Interval Start	Total	Motor Bikes	Cars & Trailers	2 Axle Long	Buses	2 Axle 6 Tire	3 Axle Single	4 Axle Single	<5 Axle Double	5 Axle Double	>6 Axle Double	<6 Axle Multi	6 Axle Multi	>6 Axle Multi
12:00 AM	-	-	-	-	-	-	-	-	-	-	-	-	-	-
1:00 AM	-	-	-	-	-	-	-	-	-	-	-	-	-	-
2:00 AM	-	-	-	-	-	-	-	-	-	-	-	-	-	-
3:00 AM	-	-	-	-	-	-	-	-	-	-	-	-	-	-
4:00 AM	-	-	-	-	-	-	-	-	-	-	-	-	-	-
5:00 AM	-	-	-	-	-	-	-	-	-	-	-	-	-	-
6:00 AM	-	-	-	-	-	-	-	-	-	-	-	-	-	-
7:00 AM	-	-	-	-	-	-	-	-	-	-	-	-	-	-
8:00 AM	-	-	-	-	-	-	-	-	-	-	-	-	-	-
9:00 AM	-	-	-	-	-	-	-	-	-	-	-	-	-	-
10:00 AM	-	-	-	-	-	-	-	-	-	-	-	-	-	-
11:00 AM	256	0	177	43	2	23	0	0	6	5	0	0	0	0
12:00 PM	314	1	214	58	10	22	1	0	4	4	0	0	0	0
1:00 PM	352	0	246	69	7	22	2	0	2	4	0	0	0	0
2:00 PM	497	5	381	82	2	19	1	0	4	3	0	0	0	0
3:00 PM	504	7	367	75	14	28	2	0	6	5	0	0	0	0
4:00 PM	509	3	380	90	5	17	2	0	7	5	0	0	0	0
5:00 PM	492	4	367	89	3	19	5	0	2	3	0	0	0	0
6:00 PM	304	3	235	48	0	13	0	0	4	1	0	0	0	0
7:00 PM	317	0	271	35	1	6	2	0	0	2	0	0	0	0
8:00 PM	164	1	123	34	1	1	1	0	0	3	0	0	0	0
9:00 PM	97	0	74	18	0	1	2	0	1	1	0	0	0	0
10:00 PM	60	0	45	8	2	0	1	0	0	4	0	0	0	0
11:00 PM	47	0	37	5	0	1	1	0	0	3	0	0	0	0
Total	3913	24	2917	654	47	172	20	0	36	43	0	0	0	0
%		0.6	74.5	16.7	1.2	4.4	0.5	0.0	0.9	1.1	0.0	0.0	0.0	0.0

Town : Northborough
 Street : Bartlett Street
 Location : East of Lyman Street

Site: 2021055
 5/18/2021
 Tuesday

Daily Classification

Combined Channels

Interval Start	Total	Motor Bikes	Cars & Trailers	2 Axle Long	Buses	2 Axle 6 Tire	3 Axle Single	4 Axle Single	<5 Axle Double	5 Axle Double	>6 Axle Double	<6 Axle Multi	6 Axle Multi	>6 Axle Multi
12:00 AM	68	0	58	7	1	0	1	0	0	1	0	0	0	0
1:00 AM	47	1	29	6	7	1	3	0	0	0	0	0	0	0
2:00 AM	27	0	20	2	2	1	0	0	0	2	0	0	0	0
3:00 AM	26	0	17	3	4	0	2	0	0	0	0	0	0	0
4:00 AM	69	1	39	15	4	4	2	0	1	3	0	0	0	0
5:00 AM	152	1	100	31	4	7	3	0	3	3	0	0	0	0
6:00 AM	321	2	224	49	16	20	2	0	4	4	0	0	0	0
7:00 AM	555	2	409	85	20	25	2	1	7	2	0	2	0	0
8:00 AM	442	7	309	81	6	18	5	1	9	5	1	0	0	0
9:00 AM	316	0	221	57	10	15	1	0	10	2	0	0	0	0
10:00 AM	280	1	177	55	8	24	0	0	9	6	0	0	0	0
11:00 AM	278	1	183	61	7	15	0	0	6	5	0	0	0	0
12:00 PM	386	4	266	78	9	18	1	0	3	6	1	0	0	0
1:00 PM	403	3	280	79	9	23	1	1	4	3	0	0	0	0
2:00 PM	500	4	357	87	11	30	0	0	5	6	0	0	0	0
3:00 PM	501	2	379	79	7	23	4	0	3	4	0	0	0	0
4:00 PM	506	3	386	92	6	13	2	0	2	2	0	0	0	0
5:00 PM	522	6	394	99	6	11	0	0	5	1	0	0	0	0
6:00 PM	347	1	268	59	3	7	3	0	3	3	0	0	0	0
7:00 PM	301	2	233	47	0	10	3	0	2	4	0	0	0	0
8:00 PM	179	0	146	27	0	3	2	0	1	0	0	0	0	0
9:00 PM	97	2	74	13	2	4	0	0	0	2	0	0	0	0
10:00 PM	64	0	53	6	2	1	1	0	0	1	0	0	0	0
11:00 PM	64	0	53	5	0	1	0	0	0	4	0	0	1	0
Total	6451	43	4675	1123	144	274	38	3	77	69	2	2	1	0
%		0.7	72.5	17.4	2.2	4.2	0.6	0.0	1.2	1.1	0.0	0.0	0.0	0.0

Town : Northborough
 Street : Bartlett Street
 Location : East of Lyman Street

Site: 2021055
 5/19/2021
 Wednesday

Daily Classification

Combined Channels

Interval Start	Total	Motor Bikes	Cars & Trailers	2 Axle Long	Buses	2 Axle 6 Tire	3 Axle Single	4 Axle Single	<5 Axle Double	5 Axle Double	>6 Axle Double	<6 Axle Multi	6 Axle Multi	>6 Axle Multi
12:00 AM	78	0	62	13	0	0	2	0	0	0	0	0	1	0
1:00 AM	42	0	32	5	3	0	0	0	0	2	0	0	0	0
2:00 AM	24	0	20	2	0	0	1	0	0	1	0	0	0	0
3:00 AM	29	0	21	4	1	1	0	0	0	2	0	0	0	0
4:00 AM	71	0	50	11	3	2	2	0	1	2	0	0	0	0
5:00 AM	167	0	93	47	4	14	3	0	3	3	0	0	0	0
6:00 AM	336	3	222	59	22	24	2	0	3	1	0	0	0	0
7:00 AM	573	2	410	106	16	24	2	0	8	5	0	0	0	0
8:00 AM	469	2	343	88	7	23	3	0	1	2	0	0	0	0
9:00 AM	268	2	172	56	4	20	2	1	5	6	0	0	0	0
10:00 AM	270	1	167	68	7	14	1	0	7	5	0	0	0	0
11:00 AM	256	0	173	56	5	13	2	1	2	4	0	0	0	0
12:00 PM	340	5	240	58	7	17	2	0	10	1	0	0	0	0
1:00 PM	362	3	258	68	10	19	1	0	1	2	0	0	0	0
2:00 PM	476	4	357	68	13	23	2	0	4	4	1	0	0	0
3:00 PM	500	2	371	82	7	23	2	1	4	7	1	0	0	0
4:00 PM	494	4	369	87	8	18	1	0	4	3	0	0	0	0
5:00 PM	535	6	421	82	0	20	1	0	4	1	0	0	0	0
6:00 PM	313	3	242	47	1	12	2	0	5	1	0	0	0	0
7:00 PM	340	3	284	35	0	10	1	0	4	3	0	0	0	0
8:00 PM	187	1	149	28	0	4	2	0	0	3	0	0	0	0
9:00 PM	102	0	76	18	4	0	1	0	1	2	0	0	0	0
10:00 PM	69	0	52	8	3	0	0	0	1	5	0	0	0	0
11:00 PM	61	0	47	6	4	1	1	0	0	1	0	0	1	0
Total	6362	41	4631	1102	129	282	36	3	68	66	2	0	2	0
%		0.6	72.8	17.3	2.0	4.4	0.6	0.0	1.1	1.0	0.0	0.0	0.0	0.0

Town : Northborough
 Street : Bartlett Street
 Location : East of Lyman Street

Site: 2021055
 5/20/2021
 Thursday

Daily Classification

Combined Channels

Interval Start	Total	Motor Bikes	Cars & Trailers	2 Axle Long	Buses	2 Axle 6 Tire	3 Axle Single	4 Axle Single	<5 Axle Double	5 Axle Double	>6 Axle Double	<6 Axle Multi	6 Axle Multi	>6 Axle Multi
12:00 AM	68	0	52	11	1	2	0	0	0	1	0	0	1	0
1:00 AM	62	1	49	6	4	0	1	0	0	1	0	0	0	0
2:00 AM	34	0	21	6	3	1	1	0	0	2	0	0	0	0
3:00 AM	22	0	14	2	2	1	2	0	1	0	0	0	0	0
4:00 AM	71	0	44	15	1	3	2	0	2	4	0	0	0	0
5:00 AM	159	0	96	38	10	6	2	0	4	3	0	0	0	0
6:00 AM	328	1	223	62	18	15	4	0	3	2	0	0	0	0
7:00 AM	550	2	410	93	18	16	0	0	6	5	0	0	0	0
8:00 AM	426	2	289	79	8	34	4	0	3	7	0	0	0	0
9:00 AM	281	2	196	55	4	17	0	0	2	5	0	0	0	0
10:00 AM	269	2	164	67	9	16	1	0	6	4	0	0	0	0
11:00 AM	299	0	200	63	7	21	0	0	5	2	1	0	0	0
12:00 PM	369	1	273	57	11	19	1	0	6	1	0	0	0	0
1:00 PM	389	2	287	73	12	9	0	0	3	3	0	0	0	0
2:00 PM	467	6	343	76	5	27	2	0	4	4	0	0	0	0
3:00 PM	510	0	366	87	12	30	2	0	5	8	0	0	0	0
4:00 PM	544	5	419	94	4	11	2	0	5	4	0	0	0	0
5:00 PM	496	9	372	94	1	15	1	0	2	2	0	0	0	0
6:00 PM	345	1	263	57	3	15	1	0	4	1	0	0	0	0
7:00 PM	307	2	248	38	2	11	1	0	2	3	0	0	0	0
8:00 PM	198	0	148	35	0	10	2	0	2	1	0	0	0	0
9:00 PM	105	1	84	14	1	2	1	0	0	2	0	0	0	0
10:00 PM	67	1	50	6	4	1	3	0	1	1	0	0	0	0
11:00 PM	66	0	53	10	1	1	0	0	1	0	0	0	0	0
Total	6432	38	4664	1138	141	283	33	0	67	66	1	0	1	0
%		0.6	72.5	17.7	2.2	4.4	0.5	0.0	1.0	1.0	0.0	0.0	0.0	0.0

Town : Northborough
 Street : Bartlett Street
 Location : East of Lyman Street

Site: 2021055
 5/21/2021
 Friday

Daily Classification

Combined Channels

Interval Start	Total	Motor Bikes	Cars & Trailers	2 Axle Long	Buses	2 Axle 6 Tire	3 Axle Single	4 Axle Single	<5 Axle Double	5 Axle Double	>6 Axle Double	<6 Axle Multi	6 Axle Multi	>6 Axle Multi
12:00 AM	66	0	52	9	1	2	1	0	0	0	0	0	1	0
1:00 AM	57	1	46	4	5	0	0	0	0	1	0	0	0	0
2:00 AM	22	0	15	2	4	0	1	0	0	0	0	0	0	0
3:00 AM	29	0	15	6	1	0	1	0	0	6	0	0	0	0
4:00 AM	73	1	41	15	4	3	2	0	3	4	0	0	0	0
5:00 AM	146	0	90	39	2	7	3	0	2	3	0	0	0	0
6:00 AM	327	3	230	47	15	22	5	0	4	1	0	0	0	0
7:00 AM	538	2	395	95	24	17	1	0	2	2	0	0	0	0
8:00 AM	441	4	319	73	12	23	1	0	5	4	0	0	0	0
9:00 AM	336	1	221	80	4	22	1	0	4	3	0	0	0	0
10:00 AM	272	1	175	55	3	18	1	0	9	10	0	0	0	0
11:00 AM	288	1	182	71	5	16	2	0	6	5	0	0	0	0
12:00 PM	372	2	250	88	5	18	1	0	3	5	0	0	0	0
1:00 PM	365	2	261	55	15	21	4	0	3	4	0	0	0	0
2:00 PM	488	3	368	75	9	25	1	0	3	4	0	0	0	0
3:00 PM	481	2	362	86	10	11	3	0	3	4	0	0	0	0
4:00 PM	518	3	415	73	5	16	1	0	3	2	0	0	0	0
5:00 PM	460	3	358	70	3	17	0	0	2	7	0	0	0	0
6:00 PM	292	0	232	40	2	12	0	0	3	3	0	0	0	0
7:00 PM	280	2	229	35	1	3	3	0	3	4	0	0	0	0
8:00 PM	178	1	141	28	1	2	2	0	1	2	0	0	0	0
9:00 PM	111	2	82	18	0	2	2	0	1	4	0	0	0	0
10:00 PM	74	0	55	5	3	5	1	0	0	5	0	0	0	0
11:00 PM	78	0	56	12	2	3	2	0	0	2	0	0	1	0
Total	6292	34	4590	1081	136	265	39	0	60	85	0	0	2	0
%		0.5	72.9	17.2	2.2	4.2	0.6	0.0	1.0	1.4	0.0	0.0	0.0	0.0

Town : Northborough
 Street : Bartlett Street
 Location : East of Lyman Street

Site: 2021055
 5/22/2021
 Saturday

Daily Classification

Combined Channels

Interval Start	Total	Motor Bikes	Cars & Trailers	2 Axle Long	Buses	2 Axle 6 Tire	3 Axle Single	4 Axle Single	<5 Axle Double	5 Axle Double	>6 Axle Double	<6 Axle Multi	6 Axle Multi	>6 Axle Multi
12:00 AM	78	0	62	11	1	0	1	0	0	2	0	0	1	0
1:00 AM	42	0	34	1	5	0	1	0	0	1	0	0	0	0
2:00 AM	26	0	15	3	6	1	1	0	0	0	0	0	0	0
3:00 AM	15	0	12	1	2	0	0	0	0	0	0	0	0	0
4:00 AM	30	0	22	4	0	2	1	0	1	0	0	0	0	0
5:00 AM	44	0	29	11	1	3	0	0	0	0	0	0	0	0
6:00 AM	102	0	84	9	0	4	0	0	2	3	0	0	0	0
7:00 AM	125	1	82	28	3	5	0	0	4	2	0	0	0	0
8:00 AM	223	1	171	34	5	7	0	0	2	3	0	0	0	0
9:00 AM	195	1	158	25	2	7	0	0	0	2	0	0	0	0
10:00 AM	223	1	159	44	3	13	2	0	0	1	0	0	0	0
11:00 AM	232	3	172	40	2	12	0	0	1	1	0	1	0	0
12:00 PM	223	1	176	24	2	15	1	0	0	4	0	0	0	0
1:00 PM	274	0	227	36	2	8	0	0	1	0	0	0	0	0
2:00 PM	296	1	235	52	2	5	0	0	0	1	0	0	0	0
3:00 PM	234	0	192	36	1	2	0	0	1	2	0	0	0	0
4:00 PM	220	0	183	33	0	4	0	0	0	0	0	0	0	0
5:00 PM	196	2	159	25	1	8	0	0	1	0	0	0	0	0
6:00 PM	208	1	168	31	0	6	1	0	0	1	0	0	0	0
7:00 PM	181	1	148	26	0	3	1	0	1	1	0	0	0	0
8:00 PM	116	2	89	22	0	0	1	0	0	2	0	0	0	0
9:00 PM	107	0	87	13	2	0	2	0	0	3	0	0	0	0
10:00 PM	60	0	47	8	2	3	0	0	0	0	0	0	0	0
11:00 PM	79	1	65	10	1	1	0	0	0	1	0	0	0	0
Total	3529	16	2776	527	43	109	12	0	14	30	0	1	1	0
%		0.5	78.7	14.9	1.2	3.1	0.3	0.0	0.4	0.9	0.0	0.0	0.0	0.0

Town : Northborough
 Street : Bartlett Street
 Location : East of Lyman Street

Site: 2021055
 5/23/2021
 Sunday

Daily Classification

Combined Channels

Interval Start	Total	Motor Bikes	Cars & Trailers	2 Axle Long	Buses	2 Axle 6 Tire	3 Axle Single	4 Axle Single	<5 Axle Double	5 Axle Double	>6 Axle Double	<6 Axle Multi	6 Axle Multi	>6 Axle Multi
12:00 AM	49	1	38	4	1	0	1	0	0	4	0	0	0	0
1:00 AM	19	0	12	2	3	0	0	0	0	2	0	0	0	0
2:00 AM	17	0	12	2	1	2	0	0	0	0	0	0	0	0
3:00 AM	5	0	4	0	0	1	0	0	0	0	0	0	0	0
4:00 AM	15	0	10	3	0	0	0	0	0	2	0	0	0	0
5:00 AM	24	0	18	6	0	0	0	0	0	0	0	0	0	0
6:00 AM	42	0	33	6	0	0	1	0	1	1	0	0	0	0
7:00 AM	66	0	54	11	0	0	0	0	0	1	0	0	0	0
8:00 AM	105	0	80	18	3	4	0	0	0	0	0	0	0	0
9:00 AM	140	0	109	23	0	7	0	0	0	1	0	0	0	0
10:00 AM	171	1	134	30	1	5	0	0	0	0	0	0	0	0
11:00 AM	160	0	138	17	0	3	0	0	1	0	0	1	0	0
12:00 PM	182	0	139	34	0	8	0	0	1	0	0	0	0	0
1:00 PM	239	2	193	32	0	11	0	0	0	1	0	0	0	0
2:00 PM	229	2	194	29	0	4	0	0	0	0	0	0	0	0
3:00 PM	189	0	158	27	0	4	0	0	0	0	0	0	0	0
4:00 PM	173	0	130	34	2	5	0	0	0	0	0	0	2	0
5:00 PM	158	0	122	27	1	7	0	0	1	0	0	0	0	0
6:00 PM	123	1	101	15	0	3	0	0	0	3	0	0	0	0
7:00 PM	166	1	138	21	1	1	1	0	0	3	0	0	0	0
8:00 PM	108	0	87	16	0	2	0	0	0	3	0	0	0	0
9:00 PM	58	0	47	9	0	1	0	0	0	1	0	0	0	0
10:00 PM	53	1	36	10	4	1	0	0	0	1	0	0	0	0
11:00 PM	32	0	29	3	0	0	0	0	0	0	0	0	0	0
Total	2523	9	2016	379	17	69	3	0	4	23	0	1	2	0
%		0.4	79.9	15.0	0.7	2.7	0.1	0.0	0.2	0.9	0.0	0.0	0.1	0.0

Town : Northborough
 Street : Bartlett Street
 Location : East of Lyman Street

Site: 2021055
 5/24/2021
 Monday

Daily Classification

Combined Channels

Interval Start	Total	Motor Bikes	Cars & Trailers	2 Axle Long	Buses	2 Axle 6 Tire	3 Axle Single	4 Axle Single	<5 Axle Double	5 Axle Double	>6 Axle Double	<6 Axle Multi	6 Axle Multi	>6 Axle Multi
12:00 AM	58	1	48	7	1	0	0	0	0	1	0	0	0	0
1:00 AM	33	0	22	7	2	1	0	0	0	1	0	0	0	0
2:00 AM	17	0	11	0	4	2	0	0	0	0	0	0	0	0
3:00 AM	24	0	13	5	1	1	2	0	2	0	0	0	0	0
4:00 AM	67	0	40	14	4	4	2	0	1	2	0	0	0	0
5:00 AM	139	0	88	34	3	6	2	0	2	4	0	0	0	0
6:00 AM	333	1	216	63	26	16	4	0	5	2	0	0	0	0
7:00 AM	512	2	371	87	21	23	2	0	4	2	0	0	0	0
8:00 AM	445	0	328	76	12	21	0	0	5	3	0	0	0	0
9:00 AM	288	0	204	53	7	13	1	0	6	4	0	0	0	0
10:00 AM	317	0	212	51	12	22	4	0	8	8	0	0	0	0
11:00 AM	254	0	176	43	6	18	3	0	3	5	0	0	0	0
12:00 PM	360	1	254	72	7	16	1	0	4	5	0	0	0	0
1:00 PM	334	0	234	65	5	18	5	0	4	2	0	1	0	0
2:00 PM	450	0	323	83	7	23	3	0	5	6	0	0	0	0
3:00 PM	489	6	341	86	9	37	1	0	2	7	0	0	0	0
4:00 PM	520	1	398	74	10	23	1	0	12	1	0	0	0	0
5:00 PM	495	7	392	77	3	9	2	0	1	4	0	0	0	0
6:00 PM	322	3	256	47	0	6	3	0	6	1	0	0	0	0
7:00 PM	349	0	277	56	1	7	3	0	3	2	0	0	0	0
8:00 PM	158	2	127	19	2	3	0	0	0	5	0	0	0	0
9:00 PM	95	0	82	10	0	1	0	0	1	1	0	0	0	0
10:00 PM	73	0	54	6	4	2	2	0	1	4	0	0	0	0
11:00 PM	58	1	46	6	2	1	0	0	1	0	0	0	1	0
Total	6190	25	4513	1041	149	273	41	0	76	70	0	1	1	0
%		0.4	72.9	16.8	2.4	4.4	0.7	0.0	1.2	1.1	0.0	0.0	0.0	0.0

Town : Northborough
 Street : Bartlett Street
 Location : East of Lyman Street

Site: 2021055
 5/25/2021
 Tuesday

Daily Classification

Combined Channels

Interval Start	Total	Motor Bikes	Cars & Trailers	2 Axle Long	Buses	2 Axle 6 Tire	3 Axle Single	4 Axle Single	<5 Axle Double	5 Axle Double	>6 Axle Double	<6 Axle Multi	6 Axle Multi	>6 Axle Multi
12:00 AM	47	0	36	6	1	0	2	0	0	2	0	0	0	0
1:00 AM	66	0	50	8	4	1	1	0	0	2	0	0	0	0
2:00 AM	25	1	19	0	3	0	2	0	0	0	0	0	0	0
3:00 AM	23	0	14	3	1	2	0	0	3	0	0	0	0	0
4:00 AM	77	0	51	14	1	3	1	0	3	4	0	0	0	0
5:00 AM	172	0	106	40	3	11	1	0	3	8	0	0	0	0
6:00 AM	337	2	228	58	16	26	3	0	3	1	0	0	0	0
7:00 AM	524	4	374	85	19	29	3	0	3	7	0	0	0	0
8:00 AM	460	4	336	89	2	24	1	0	4	0	0	0	0	0
9:00 AM	315	1	223	53	3	21	3	0	7	4	0	0	0	0
10:00 AM	237	0	154	47	6	18	1	0	7	4	0	0	0	0
11:00 AM	281	1	189	49	4	23	0	0	6	8	1	0	0	0
12:00 PM	318	1	215	61	8	16	2	0	10	5	0	0	0	0
1:00 PM	414	0	302	69	11	27	1	0	1	3	0	0	0	0
2:00 PM	478	0	349	87	8	25	0	0	3	6	0	0	0	0
3:00 PM	505	3	388	76	6	23	0	0	4	5	0	0	0	0
4:00 PM	540	3	427	76	5	18	2	0	3	6	0	0	0	0
5:00 PM	534	0	409	104	4	10	2	0	4	1	0	0	0	0
6:00 PM	379	0	297	68	4	6	2	0	1	1	0	0	0	0
7:00 PM	303	0	246	48	2	2	2	0	1	2	0	0	0	0
8:00 PM	177	1	136	29	2	5	0	0	1	3	0	0	0	0
9:00 PM	102	1	80	16	0	3	0	0	0	2	0	0	0	0
10:00 PM	77	1	58	9	4	1	0	0	1	3	0	0	0	0
11:00 PM	50	0	39	7	0	0	1	0	0	2	0	0	1	0
Total	6441	23	4726	1102	117	294	30	0	68	79	1	0	1	0
%		0.4	73.4	17.1	1.8	4.6	0.5	0.0	1.1	1.2	0.0	0.0	0.0	0.0

Town : Northborough
 Street : Bartlett Street
 Location : East of Lyman Street

Site: 2021055
 5/26/2021
 Wednesday

Daily Classification

Combined Channels

Interval Start	Total	Motor Bikes	Cars & Trailers	2 Axle Long	Buses	2 Axle 6 Tire	3 Axle Single	4 Axle Single	<5 Axle Double	5 Axle Double	>6 Axle Double	<6 Axle Multi	6 Axle Multi	>6 Axle Multi
12:00 AM	85	0	74	8	2	0	0	0	0	0	0	0	1	0
1:00 AM	40	0	29	3	5	1	0	0	0	2	0	0	0	0
2:00 AM	28	0	19	4	1	1	1	0	1	1	0	0	0	0
3:00 AM	24	0	17	4	0	0	0	0	1	2	0	0	0	0
4:00 AM	74	1	46	17	0	3	4	0	0	3	0	0	0	0
5:00 AM	144	0	98	30	3	9	1	0	1	2	0	0	0	0
6:00 AM	318	2	216	53	19	16	3	0	6	3	0	0	0	0
7:00 AM	576	3	447	88	15	14	2	0	3	4	0	0	0	0
8:00 AM	449	2	329	76	9	20	3	0	6	4	0	0	0	0
9:00 AM	289	1	198	58	4	14	2	0	6	6	0	0	0	0
10:00 AM	255	3	177	46	5	18	3	0	1	2	0	0	0	0
11:00 AM	293	1	191	65	7	19	3	0	5	2	0	0	0	0
12:00 PM	368	4	262	67	5	18	5	0	2	5	0	0	0	0
1:00 PM	383	0	295	51	5	21	4	0	1	6	0	0	0	0
2:00 PM	480	3	351	73	11	31	2	0	5	4	0	0	0	0
3:00 PM	492	1	369	74	15	22	5	0	2	4	0	0	0	0
4:00 PM	558	4	401	101	11	25	3	0	10	3	0	0	0	0
5:00 PM	488	3	383	72	5	20	1	0	1	3	0	0	0	0
6:00 PM	319	1	246	55	2	7	1	0	4	3	0	0	0	0
7:00 PM	337	0	273	47	4	5	2	0	3	3	0	0	0	0
8:00 PM	166	0	130	27	0	3	0	0	1	5	0	0	0	0
9:00 PM	100	0	87	10	0	2	0	0	0	1	0	0	0	0
10:00 PM	62	1	45	7	2	3	1	0	0	3	0	0	0	0
11:00 PM	62	0	46	9	2	3	0	0	0	1	0	0	1	0
Total	6390	30	4729	1045	132	275	46	0	59	72	0	0	2	0
%		0.5	74.0	16.4	2.1	4.3	0.7	0.0	0.9	1.1	0.0	0.0	0.0	0.0

Town : Northborough
 Street : Bartlett Street
 Location : East of Lyman Street

Site: 2021055
 5/27/2021
 Thursday

Daily Classification

Combined Channels

Interval Start	Total	Motor Bikes	Cars & Trailers	2 Axle Long	Buses	2 Axle 6 Tire	3 Axle Single	4 Axle Single	<5 Axle Double	5 Axle Double	>6 Axle Double	<6 Axle Multi	6 Axle Multi	>6 Axle Multi
12:00 AM	67	0	54	6	1	2	0	0	0	3	0	0	1	0
1:00 AM	45	0	34	5	4	1	0	0	0	1	0	0	0	0
2:00 AM	30	0	23	2	1	2	1	0	1	0	0	0	0	0
3:00 AM	27	0	17	6	0	2	0	0	0	2	0	0	0	0
4:00 AM	75	0	47	14	3	3	3	0	4	1	0	0	0	0
5:00 AM	153	0	94	37	6	10	2	0	2	2	0	0	0	0
6:00 AM	364	0	258	57	18	21	2	0	3	5	0	0	0	0
7:00 AM	598	3	446	98	12	22	10	0	4	3	0	0	0	0
8:00 AM	469	0	328	97	6	23	8	0	4	3	0	0	0	0
9:00 AM	324	2	206	63	10	21	13	0	4	5	0	0	0	0
10:00 AM	266	2	157	60	6	14	15	0	7	5	0	0	0	0
11:00 AM	334	5	204	62	1	28	16	1	9	8	0	0	0	0
12:00 PM	362	1	254	56	10	18	11	1	6	5	0	0	0	0
1:00 PM	389	3	276	63	7	15	15	0	5	5	0	0	0	0
2:00 PM	484	4	357	74	5	28	10	0	3	3	0	0	0	0
3:00 PM	505	7	379	79	10	21	1	0	5	3	0	0	0	0
4:00 PM	552	4	423	87	5	24	0	0	5	4	0	0	0	0
5:00 PM	534	2	419	77	5	20	2	0	7	2	0	0	0	0
6:00 PM	351	0	268	64	0	11	1	0	3	4	0	0	0	0
7:00 PM	366	2	295	44	3	8	2	0	8	4	0	0	0	0
8:00 PM	191	1	154	27	0	2	1	0	3	3	0	0	0	0
9:00 PM	134	0	108	15	0	5	1	0	2	3	0	0	0	0
10:00 PM	101	0	79	11	3	2	1	0	2	3	0	0	0	0
11:00 PM	64	0	50	8	1	3	0	0	1	0	0	0	1	0
Total	6785	36	4930	1112	117	306	115	2	88	77	0	0	2	0
%		0.5	72.7	16.4	1.7	4.5	1.7	0.0	1.3	1.1	0.0	0.0	0.0	0.0

Town : Northborough
 Street : Bartlett Street
 Location : East of Lyman Street

Site: 2021055
 5/28/2021
 Friday

Daily Classification

Combined Channels

Interval Start	Total	Motor Bikes	Cars & Trailers	2 Axle Long	Buses	2 Axle 6 Tire	3 Axle Single	4 Axle Single	<5 Axle Double	5 Axle Double	>6 Axle Double	<6 Axle Multi	6 Axle Multi	>6 Axle Multi
12:00 AM	75	1	59	7	0	2	3	0	1	1	0	0	1	0
1:00 AM	49	0	33	6	4	1	4	0	0	1	0	0	0	0
2:00 AM	31	0	25	3	1	0	0	0	0	2	0	0	0	0
3:00 AM	27	0	11	5	3	0	5	0	1	2	0	0	0	0
4:00 AM	79	0	48	15	2	5	2	0	3	4	0	0	0	0
5:00 AM	135	1	90	30	2	7	2	0	2	1	0	0	0	0
6:00 AM	301	3	204	46	17	19	5	0	3	4	0	0	0	0
7:00 AM	496	3	361	90	15	15	5	0	3	4	0	0	0	0
8:00 AM	417	3	285	84	9	18	11	0	0	7	0	0	0	0
9:00 AM	311	2	208	56	4	18	15	0	1	7	0	0	0	0
10:00 AM	260	2	166	51	1	16	12	0	7	5	0	0	0	0
11:00 AM	313	1	202	53	6	26	14	0	5	6	0	0	0	0
12:00 PM	353	0	240	76	4	9	17	2	3	2	0	0	0	0
1:00 PM	449	6	325	66	6	22	14	0	3	7	0	0	0	0
2:00 PM	528	3	392	81	3	32	9	0	4	4	0	0	0	0
3:00 PM	551	3	413	95	6	22	1	0	7	4	0	0	0	0
4:00 PM	434	1	329	69	5	25	3	0	1	1	0	0	0	0
5:00 PM	414	3	325	64	2	14	1	0	3	2	0	0	0	0
6:00 PM	280	4	218	45	2	7	1	0	1	2	0	0	0	0
7:00 PM	252	1	215	27	0	4	1	0	1	3	0	0	0	0
8:00 PM	134	0	100	24	1	3	1	0	0	5	0	0	0	0
9:00 PM	74	0	61	9	1	0	1	0	1	1	0	0	0	0
10:00 PM	67	0	49	4	4	4	3	0	0	3	0	0	0	0
11:00 PM	57	0	43	6	1	2	1	0	0	3	0	0	1	0
Total	6087	37	4402	1012	99	271	131	2	50	81	0	0	2	0
%		0.6	72.3	16.6	1.6	4.5	2.2	0.0	0.8	1.3	0.0	0.0	0.0	0.0

Town : Northborough
 Street : Bartlett Street
 Location : East of Lyman Street

Site: 2021055
 5/29/2021
 Saturday

Daily Classification

Combined Channels

Interval Start	Total	Motor Bikes	Cars & Trailers	2 Axle Long	Buses	2 Axle 6 Tire	3 Axle Single	4 Axle Single	<5 Axle Double	5 Axle Double	>6 Axle Double	<6 Axle Multi	6 Axle Multi	>6 Axle Multi
12:00 AM	50	0	40	7	1	1	0	0	0	0	0	0	1	0
1:00 AM	59	0	49	7	3	0	0	0	0	0	0	0	0	0
2:00 AM	27	1	17	0	5	0	2	0	1	1	0	0	0	0
3:00 AM	9	0	8	0	0	0	0	0	0	1	0	0	0	0
4:00 AM	24	0	17	2	1	1	2	0	1	0	0	0	0	0
5:00 AM	35	0	26	4	0	3	0	0	0	2	0	0	0	0
6:00 AM	73	0	61	8	1	0	1	0	0	2	0	0	0	0
7:00 AM	101	0	70	22	3	5	0	0	0	1	0	0	0	0
8:00 AM	169	0	117	42	4	5	0	0	0	1	0	0	0	0
9:00 AM	153	0	121	26	1	4	0	0	1	0	0	0	0	0
10:00 AM	171	0	125	35	0	6	1	0	0	3	0	0	1	0
11:00 AM	172	0	132	29	0	9	0	0	0	1	0	0	1	0
12:00 PM	174	0	138	22	1	10	0	0	0	3	0	0	0	0
1:00 PM	188	0	157	24	2	3	1	0	1	0	0	0	0	0
2:00 PM	216	0	176	28	2	5	1	0	1	3	0	0	0	0
3:00 PM	167	0	133	30	1	1	1	0	1	0	0	0	0	0
4:00 PM	156	0	125	23	1	7	0	0	0	0	0	0	0	0
5:00 PM	145	0	106	30	2	6	0	0	0	1	0	0	0	0
6:00 PM	134	0	115	11	1	5	0	0	0	2	0	0	0	0
7:00 PM	174	0	143	28	0	1	0	0	0	2	0	0	0	0
8:00 PM	80	0	66	12	0	1	0	0	0	1	0	0	0	0
9:00 PM	50	1	39	6	1	0	1	0	1	1	0	0	0	0
10:00 PM	43	0	36	4	1	0	1	0	1	0	0	0	0	0
11:00 PM	35	0	29	4	1	1	0	0	0	0	0	0	0	0
Total	2605	2	2046	404	32	74	11	0	8	25	0	0	3	0
%		0.1	78.5	15.5	1.2	2.8	0.4	0.0	0.3	1.0	0.0	0.0	0.1	0.0

Town : Northborough
 Street : Bartlett Street
 Location : East of Lyman Street

Site: 2021055
 5/30/2021
 Sunday

Daily Classification

Combined Channels

Interval Start	Total	Motor Bikes	Cars & Trailers	2 Axle Long	Buses	2 Axle 6 Tire	3 Axle Single	4 Axle Single	<5 Axle Double	5 Axle Double	>6 Axle Double	<6 Axle Multi	6 Axle Multi	>6 Axle Multi
12:00 AM	45	0	38	5	0	1	0	0	0	1	0	0	0	0
1:00 AM	34	0	28	2	3	0	0	0	0	1	0	0	0	0
2:00 AM	19	0	16	0	1	1	1	0	0	0	0	0	0	0
3:00 AM	16	0	13	1	0	1	0	0	0	1	0	0	0	0
4:00 AM	14	1	9	1	1	1	1	0	0	0	0	0	0	0
5:00 AM	19	0	16	2	0	1	0	0	0	0	0	0	0	0
6:00 AM	29	0	25	4	0	0	0	0	0	0	0	0	0	0
7:00 AM	48	0	43	2	0	1	0	0	0	2	0	0	0	0
8:00 AM	91	0	70	19	1	0	1	0	0	0	0	0	0	0
9:00 AM	100	0	82	13	0	3	0	0	0	2	0	0	0	0
10:00 AM	110	0	86	12	0	9	1	0	0	0	0	0	2	0
11:00 AM	159	0	126	28	0	3	1	0	0	1	0	0	0	0
12:00 PM	143	0	118	21	0	1	1	0	0	2	0	0	0	0
1:00 PM	149	0	114	28	1	4	0	0	1	0	0	0	1	0
2:00 PM	170	0	137	27	1	4	0	0	0	1	0	0	0	0
3:00 PM	146	0	123	20	1	2	0	0	0	0	0	0	0	0
4:00 PM	106	0	89	15	0	2	0	0	0	0	0	0	0	0
5:00 PM	109	0	87	20	0	0	0	0	1	1	0	0	0	0
6:00 PM	107	0	85	17	0	3	0	0	0	2	0	0	0	0
7:00 PM	164	0	146	14	0	4	0	0	0	0	0	0	0	0
8:00 PM	82	0	71	8	0	1	0	0	0	2	0	0	0	0
9:00 PM	43	0	32	5	0	3	1	0	0	2	0	0	0	0
10:00 PM	49	0	43	2	1	2	1	0	0	0	0	0	0	0
11:00 PM	28	0	25	2	0	0	0	0	0	1	0	0	0	0
Total	1980	1	1622	268	10	47	8	0	2	19	0	0	3	0
%		0.1	81.9	13.5	0.5	2.4	0.4	0.0	0.1	1.0	0.0	0.0	0.2	0.0

Town : Northborough
 Street : Bartlett Street
 Location : East of Lyman Street

Site: 2021055
 5/31/2021
 Monday

Daily Classification

Combined Channels

Interval Start	Total	Motor Bikes	Cars & Trailers	2 Axle Long	Buses	2 Axle 6 Tire	3 Axle Single	4 Axle Single	<5 Axle Double	5 Axle Double	>6 Axle Double	<6 Axle Multi	6 Axle Multi	>6 Axle Multi
12:00 AM	53	0	45	7	0	0	0	0	0	1	0	0	0	0
1:00 AM	33	0	24	3	5	0	0	0	0	1	0	0	0	0
2:00 AM	22	0	12	2	4	1	1	0	1	0	0	0	1	0
3:00 AM	13	0	9	1	2	0	1	0	0	0	0	0	0	0
4:00 AM	18	0	15	3	0	0	0	0	0	0	0	0	0	0
5:00 AM	24	0	16	4	1	1	0	0	0	1	0	0	1	0
6:00 AM	38	0	33	5	0	0	0	0	0	0	0	0	0	0
7:00 AM	53	0	39	7	1	5	0	0	0	1	0	0	0	0
8:00 AM	117	0	97	20	0	0	0	0	0	0	0	0	0	0
9:00 AM	112	0	83	27	0	2	0	0	0	0	0	0	0	0
10:00 AM	122	0	102	13	0	6	0	0	1	0	0	0	0	0
11:00 AM	128	0	106	17	0	4	0	0	1	0	0	0	0	0
12:00 PM	146	0	118	23	0	3	2	0	0	0	0	0	0	0
1:00 PM	194	0	163	24	1	5	0	0	1	0	0	0	0	0
2:00 PM	251	0	208	32	2	7	0	0	0	2	0	0	0	0
3:00 PM	176	0	138	32	1	4	0	0	1	0	0	0	0	0
4:00 PM	172	0	142	23	0	4	1	0	0	2	0	0	0	0
5:00 PM	154	0	126	22	0	5	1	0	0	0	0	0	0	0
6:00 PM	155	0	141	9	0	4	0	0	1	0	0	0	0	0
7:00 PM	179	0	148	20	0	5	1	0	1	4	0	0	0	0
8:00 PM	103	0	88	10	0	4	1	0	0	0	0	0	0	0
9:00 PM	50	1	40	3	0	1	2	0	1	2	0	0	0	0
10:00 PM	47	0	43	1	1	1	0	0	0	1	0	0	0	0
11:00 PM	40	0	30	7	0	0	0	0	0	1	0	0	2	0
Total	2400	1	1966	315	18	62	10	0	8	16	0	0	4	0
%		0.0	81.9	13.1	0.8	2.6	0.4	0.0	0.3	0.7	0.0	0.0	0.2	0.0

Town : Northborough
 Street : Bartlett Street
 Location : East of Lyman Street

Site: 2021055
 6/1/2021
 Tuesday

Daily Classification

Combined Channels

Interval Start	Total	Motor Bikes	Cars & Trailers	2 Axle Long	Buses	2 Axle 6 Tire	3 Axle Single	4 Axle Single	<5 Axle Double	5 Axle Double	>6 Axle Double	<6 Axle Multi	6 Axle Multi	>6 Axle Multi
12:00 AM	70	0	60	2	3	0	2	0	0	1	0	0	2	0
1:00 AM	31	0	23	4	1	0	1	0	0	2	0	0	0	0
2:00 AM	21	0	11	0	7	0	1	0	0	1	0	0	1	0
3:00 AM	17	0	11	3	1	1	1	0	0	0	0	0	0	0
4:00 AM	72	0	50	14	1	2	2	0	3	0	0	0	0	0
5:00 AM	154	0	92	45	3	7	1	0	1	5	0	0	0	0
6:00 AM	326	1	223	53	22	18	2	0	4	3	0	0	0	0
7:00 AM	560	2	426	88	7	20	4	1	8	4	0	0	0	0
Total	1251	3	896	209	45	48	14	1	16	16	0	0	3	0
%		0.2	71.6	16.7	3.6	3.8	1.1	0.1	1.3	1.3	0.0	0.0	0.2	0.0

Town : Northborough
 Street : Bartlett Street
 Location : East of Lyman Street

Site: 2021055
 5/17/2021
 Monday

Daily Classification

WB

Interval Start	Total	Motor Bikes	Cars & Trailers	2 Axle Long	Buses	2 Axle 6 Tire	3 Axle Single	4 Axle Single	<5 Axle Double	5 Axle Double	>6 Axle Double	<6 Axle Multi	6 Axle Multi	>6 Axle Multi
12:00 AM	-	-	-	-	-	-	-	-	-	-	-	-	-	-
1:00 AM	-	-	-	-	-	-	-	-	-	-	-	-	-	-
2:00 AM	-	-	-	-	-	-	-	-	-	-	-	-	-	-
3:00 AM	-	-	-	-	-	-	-	-	-	-	-	-	-	-
4:00 AM	-	-	-	-	-	-	-	-	-	-	-	-	-	-
5:00 AM	-	-	-	-	-	-	-	-	-	-	-	-	-	-
6:00 AM	-	-	-	-	-	-	-	-	-	-	-	-	-	-
7:00 AM	-	-	-	-	-	-	-	-	-	-	-	-	-	-
8:00 AM	-	-	-	-	-	-	-	-	-	-	-	-	-	-
9:00 AM	-	-	-	-	-	-	-	-	-	-	-	-	-	-
10:00 AM	-	-	-	-	-	-	-	-	-	-	-	-	-	-
11:00 AM	131	0	100	18	0	10	0	0	3	0	0	0	0	0
12:00 PM	149	1	104	28	4	9	0	0	2	1	0	0	0	0
1:00 PM	188	0	134	36	4	9	2	0	1	2	0	0	0	0
2:00 PM	217	2	163	42	1	8	0	0	0	1	0	0	0	0
3:00 PM	302	5	226	40	9	15	1	0	3	3	0	0	0	0
4:00 PM	330	2	243	62	3	11	1	0	4	4	0	0	0	0
5:00 PM	318	2	236	61	3	10	1	0	2	3	0	0	0	0
6:00 PM	177	3	139	28	0	7	0	0	0	0	0	0	0	0
7:00 PM	170	0	143	22	1	2	1	0	0	1	0	0	0	0
8:00 PM	81	1	62	14	0	0	1	0	0	3	0	0	0	0
9:00 PM	54	0	40	11	0	1	1	0	1	0	0	0	0	0
10:00 PM	30	0	22	4	0	0	0	0	0	4	0	0	0	0
11:00 PM	27	0	25	0	0	0	0	0	0	2	0	0	0	0
Total	2174	16	1637	366	25	82	8	0	16	24	0	0	0	0
%		0.7	75.3	16.8	1.1	3.8	0.4	0.0	0.7	1.1	0.0	0.0	0.0	0.0

Town : Northborough
 Street : Bartlett Street
 Location : East of Lyman Street

Site: 2021055
 5/18/2021
 Tuesday

Daily Classification

WB

Interval Start	Total	Motor Bikes	Cars & Trailers	2 Axle Long	Buses	2 Axle 6 Tire	3 Axle Single	4 Axle Single	<5 Axle Double	5 Axle Double	>6 Axle Double	<6 Axle Multi	6 Axle Multi	>6 Axle Multi
12:00 AM	52	0	45	5	1	0	0	0	0	1	0	0	0	0
1:00 AM	29	1	19	3	5	0	1	0	0	0	0	0	0	0
2:00 AM	14	0	12	2	0	0	0	0	0	0	0	0	0	0
3:00 AM	11	0	9	1	1	0	0	0	0	0	0	0	0	0
4:00 AM	22	0	11	4	2	0	1	0	1	3	0	0	0	0
5:00 AM	35	0	25	3	3	1	1	0	1	1	0	0	0	0
6:00 AM	130	1	101	10	8	7	1	0	1	1	0	0	0	0
7:00 AM	212	2	153	28	10	11	1	1	4	1	0	1	0	0
8:00 AM	148	5	91	29	2	8	5	1	6	1	0	0	0	0
9:00 AM	109	0	69	26	5	4	0	0	5	0	0	0	0	0
10:00 AM	140	0	90	32	4	7	0	0	5	2	0	0	0	0
11:00 AM	140	1	90	32	5	8	0	0	3	1	0	0	0	0
12:00 PM	194	4	136	37	3	8	0	0	1	4	1	0	0	0
1:00 PM	212	2	148	40	6	11	0	1	2	2	0	0	0	0
2:00 PM	228	1	158	41	5	17	0	0	3	3	0	0	0	0
3:00 PM	312	2	235	51	4	15	2	0	1	2	0	0	0	0
4:00 PM	314	3	239	56	3	8	2	0	1	2	0	0	0	0
5:00 PM	327	6	245	66	3	5	0	0	1	1	0	0	0	0
6:00 PM	212	1	162	37	1	4	2	0	2	3	0	0	0	0
7:00 PM	142	2	108	25	0	2	2	0	1	2	0	0	0	0
8:00 PM	91	0	79	9	0	2	0	0	1	0	0	0	0	0
9:00 PM	63	2	50	8	0	2	0	0	0	1	0	0	0	0
10:00 PM	33	0	28	5	0	0	0	0	0	0	0	0	0	0
11:00 PM	30	0	25	1	0	1	0	0	0	2	0	0	1	0
Total	3200	33	2328	551	71	121	18	3	39	33	1	1	1	0
%		1.0	72.8	17.2	2.2	3.8	0.6	0.1	1.2	1.0	0.0	0.0	0.0	0.0

Town : Northborough
 Street : Bartlett Street
 Location : East of Lyman Street

Site: 2021055
 5/19/2021
 Wednesday

Daily Classification

WB

Interval Start	Total	Motor Bikes	Cars & Trailers	2 Axle Long	Buses	2 Axle 6 Tire	3 Axle Single	4 Axle Single	<5 Axle Double	5 Axle Double	>6 Axle Double	<6 Axle Multi	6 Axle Multi	>6 Axle Multi
12:00 AM	58	0	50	8	0	0	0	0	0	0	0	0	0	0
1:00 AM	28	0	22	2	2	0	0	0	0	2	0	0	0	0
2:00 AM	10	0	9	1	0	0	0	0	0	0	0	0	0	0
3:00 AM	14	0	12	2	0	0	0	0	0	0	0	0	0	0
4:00 AM	26	0	20	2	0	0	1	0	1	2	0	0	0	0
5:00 AM	49	0	26	13	2	5	0	0	1	2	0	0	0	0
6:00 AM	137	2	100	17	11	5	1	0	1	0	0	0	0	0
7:00 AM	216	1	160	33	6	8	0	0	4	4	0	0	0	0
8:00 AM	138	2	98	29	1	5	2	0	0	1	0	0	0	0
9:00 AM	95	2	52	26	0	5	2	1	3	4	0	0	0	0
10:00 AM	119	1	65	36	5	9	1	0	1	1	0	0	0	0
11:00 AM	124	0	84	28	2	5	1	1	1	2	0	0	0	0
12:00 PM	183	3	132	28	4	6	2	0	7	1	0	0	0	0
1:00 PM	183	2	127	38	6	9	1	0	0	0	0	0	0	0
2:00 PM	218	3	164	27	8	12	0	0	2	1	1	0	0	0
3:00 PM	288	1	210	49	4	14	2	1	3	4	0	0	0	0
4:00 PM	310	3	222	65	5	10	1	0	2	2	0	0	0	0
5:00 PM	326	4	253	53	0	11	1	0	3	1	0	0	0	0
6:00 PM	176	3	135	29	1	3	2	0	2	1	0	0	0	0
7:00 PM	204	2	175	19	0	4	0	0	2	2	0	0	0	0
8:00 PM	87	1	68	12	0	2	2	0	0	2	0	0	0	0
9:00 PM	60	0	48	8	2	0	1	0	0	1	0	0	0	0
10:00 PM	39	0	30	4	1	0	0	0	1	3	0	0	0	0
11:00 PM	36	0	30	1	3	0	0	0	0	1	0	0	1	0
Total	3124	30	2292	530	63	113	20	3	34	37	1	0	1	0
%		1.0	73.4	17.0	2.0	3.6	0.6	0.1	1.1	1.2	0.0	0.0	0.0	0.0

Town : Northborough
 Street : Bartlett Street
 Location : East of Lyman Street

Site: 2021055
 5/20/2021
 Thursday

Daily Classification

WB

Interval Start	Total	Motor Bikes	Cars & Trailers	2 Axle Long	Buses	2 Axle 6 Tire	3 Axle Single	4 Axle Single	<5 Axle Double	5 Axle Double	>6 Axle Double	<6 Axle Multi	6 Axle Multi	>6 Axle Multi
12:00 AM	41	0	34	5	0	1	0	0	0	1	0	0	0	0
1:00 AM	43	1	37	3	2	0	0	0	0	0	0	0	0	0
2:00 AM	19	0	9	4	3	0	1	0	0	2	0	0	0	0
3:00 AM	10	0	9	1	0	0	0	0	0	0	0	0	0	0
4:00 AM	25	0	17	5	0	0	1	0	1	1	0	0	0	0
5:00 AM	44	0	29	6	4	2	0	0	2	1	0	0	0	0
6:00 AM	135	1	103	17	8	3	3	0	0	0	0	0	0	0
7:00 AM	211	1	168	28	5	5	0	0	4	0	0	0	0	0
8:00 AM	136	1	83	29	3	14	2	0	2	2	0	0	0	0
9:00 AM	102	1	67	21	2	7	0	0	2	2	0	0	0	0
10:00 AM	119	1	67	34	5	5	1	0	3	3	0	0	0	0
11:00 AM	154	0	109	30	3	9	0	0	3	0	0	0	0	0
12:00 PM	190	1	141	33	3	10	0	0	2	0	0	0	0	0
1:00 PM	197	1	149	34	6	3	0	0	2	2	0	0	0	0
2:00 PM	227	4	168	35	4	11	2	0	1	2	0	0	0	0
3:00 PM	288	0	210	50	7	16	2	0	1	2	0	0	0	0
4:00 PM	336	4	253	62	3	8	0	0	3	3	0	0	0	0
5:00 PM	316	7	233	63	1	9	1	0	1	1	0	0	0	0
6:00 PM	187	1	142	33	2	7	0	0	1	1	0	0	0	0
7:00 PM	176	1	144	24	1	4	0	0	1	1	0	0	0	0
8:00 PM	93	0	68	17	0	5	1	0	1	1	0	0	0	0
9:00 PM	50	1	42	5	1	1	0	0	0	0	0	0	0	0
10:00 PM	37	1	28	4	2	0	1	0	1	0	0	0	0	0
11:00 PM	39	0	33	4	0	1	0	0	1	0	0	0	0	0
Total	3175	27	2343	547	65	121	15	0	32	25	0	0	0	0
%		0.9	73.8	17.2	2.0	3.8	0.5	0.0	1.0	0.8	0.0	0.0	0.0	0.0

Town : Northborough
 Street : Bartlett Street
 Location : East of Lyman Street

Site: 2021055
 5/21/2021
 Friday

Daily Classification

WB

Interval Start	Total	Motor Bikes	Cars & Trailers	2 Axle Long	Buses	2 Axle 6 Tire	3 Axle Single	4 Axle Single	<5 Axle Double	5 Axle Double	>6 Axle Double	<6 Axle Multi	6 Axle Multi	>6 Axle Multi
12:00 AM	37	0	30	4	0	2	1	0	0	0	0	0	0	0
1:00 AM	48	1	41	2	3	0	0	0	0	1	0	0	0	0
2:00 AM	15	0	9	2	4	0	0	0	0	0	0	0	0	0
3:00 AM	14	0	8	3	0	0	0	0	0	3	0	0	0	0
4:00 AM	20	1	11	1	2	0	2	0	1	2	0	0	0	0
5:00 AM	44	0	31	7	2	2	1	0	1	0	0	0	0	0
6:00 AM	135	2	103	11	6	8	3	0	2	0	0	0	0	0
7:00 AM	246	1	180	40	15	9	0	0	1	0	0	0	0	0
8:00 AM	138	2	92	28	2	8	0	0	4	2	0	0	0	0
9:00 AM	139	1	81	40	2	10	1	0	3	1	0	0	0	0
10:00 AM	128	1	76	32	2	9	0	0	5	3	0	0	0	0
11:00 AM	156	1	101	36	3	8	2	0	3	2	0	0	0	0
12:00 PM	200	2	139	43	3	7	1	0	2	3	0	0	0	0
1:00 PM	191	1	137	30	9	9	3	0	1	1	0	0	0	0
2:00 PM	233	1	174	34	6	13	1	0	3	1	0	0	0	0
3:00 PM	277	2	208	49	7	4	3	0	2	2	0	0	0	0
4:00 PM	322	1	264	43	3	8	1	0	1	1	0	0	0	0
5:00 PM	272	2	219	38	1	8	0	0	1	3	0	0	0	0
6:00 PM	157	0	123	24	0	7	0	0	1	2	0	0	0	0
7:00 PM	148	2	114	22	1	2	2	0	2	3	0	0	0	0
8:00 PM	95	1	83	9	0	0	0	0	0	2	0	0	0	0
9:00 PM	57	1	40	11	0	1	0	0	1	3	0	0	0	0
10:00 PM	41	0	30	4	2	2	0	0	0	3	0	0	0	0
11:00 PM	40	0	31	5	1	0	0	0	0	2	0	0	1	0
Total	3153	23	2325	518	74	117	21	0	34	40	0	0	1	0
%		0.7	73.7	16.4	2.3	3.7	0.7	0.0	1.1	1.3	0.0	0.0	0.0	0.0

Town : Northborough
 Street : Bartlett Street
 Location : East of Lyman Street

Site: 2021055
 5/22/2021
 Saturday

Daily Classification

WB

Interval Start	Total	Motor Bikes	Cars & Trailers	2 Axle Long	Buses	2 Axle 6 Tire	3 Axle Single	4 Axle Single	<5 Axle Double	5 Axle Double	>6 Axle Double	<6 Axle Multi	6 Axle Multi	>6 Axle Multi
12:00 AM	53	0	45	7	0	0	0	0	0	1	0	0	0	0
1:00 AM	24	0	21	0	2	0	0	0	0	1	0	0	0	0
2:00 AM	13	0	8	1	4	0	0	0	0	0	0	0	0	0
3:00 AM	10	0	9	0	1	0	0	0	0	0	0	0	0	0
4:00 AM	14	0	11	1	0	0	1	0	1	0	0	0	0	0
5:00 AM	14	0	9	4	0	1	0	0	0	0	0	0	0	0
6:00 AM	52	0	44	5	0	0	0	0	0	3	0	0	0	0
7:00 AM	42	1	26	9	0	3	0	0	2	1	0	0	0	0
8:00 AM	87	1	68	15	0	1	0	0	2	0	0	0	0	0
9:00 AM	85	1	69	9	1	4	0	0	0	1	0	0	0	0
10:00 AM	104	1	72	23	0	7	0	0	0	1	0	0	0	0
11:00 AM	120	3	87	18	2	8	0	0	1	0	0	1	0	0
12:00 PM	104	0	81	10	0	10	1	0	0	2	0	0	0	0
1:00 PM	145	0	118	21	2	3	0	0	1	0	0	0	0	0
2:00 PM	142	1	110	26	2	3	0	0	0	0	0	0	0	0
3:00 PM	106	0	83	21	0	0	0	0	0	2	0	0	0	0
4:00 PM	103	0	90	10	0	3	0	0	0	0	0	0	0	0
5:00 PM	86	1	65	15	1	3	0	0	1	0	0	0	0	0
6:00 PM	114	1	93	15	0	3	1	0	0	1	0	0	0	0
7:00 PM	90	1	75	12	0	1	1	0	0	0	0	0	0	0
8:00 PM	49	2	37	9	0	0	1	0	0	0	0	0	0	0
9:00 PM	54	0	44	5	2	0	2	0	0	1	0	0	0	0
10:00 PM	39	0	29	7	1	2	0	0	0	0	0	0	0	0
11:00 PM	47	1	40	5	0	1	0	0	0	0	0	0	0	0
Total	1697	14	1334	248	18	53	7	0	8	14	0	1	0	0
%		0.8	78.6	14.6	1.1	3.1	0.4	0.0	0.5	0.8	0.0	0.1	0.0	0.0

Town : Northborough
 Street : Bartlett Street
 Location : East of Lyman Street

Site: 2021055
 5/23/2021
 Sunday

Daily Classification

WB

Interval Start	Total	Motor Bikes	Cars & Trailers	2 Axle Long	Buses	2 Axle 6 Tire	3 Axle Single	4 Axle Single	<5 Axle Double	5 Axle Double	>6 Axle Double	<6 Axle Multi	6 Axle Multi	>6 Axle Multi
12:00 AM	35	1	30	2	0	0	1	0	0	1	0	0	0	0
1:00 AM	14	0	9	2	1	0	0	0	0	2	0	0	0	0
2:00 AM	9	0	7	1	1	0	0	0	0	0	0	0	0	0
3:00 AM	4	0	3	0	0	1	0	0	0	0	0	0	0	0
4:00 AM	13	0	9	3	0	0	0	0	0	1	0	0	0	0
5:00 AM	11	0	8	3	0	0	0	0	0	0	0	0	0	0
6:00 AM	22	0	17	3	0	0	1	0	1	0	0	0	0	0
7:00 AM	33	0	27	6	0	0	0	0	0	0	0	0	0	0
8:00 AM	45	0	34	8	1	2	0	0	0	0	0	0	0	0
9:00 AM	60	0	46	10	0	3	0	0	0	1	0	0	0	0
10:00 AM	84	0	68	14	1	1	0	0	0	0	0	0	0	0
11:00 AM	99	0	86	10	0	1	0	0	1	0	0	1	0	0
12:00 PM	81	0	65	12	0	4	0	0	0	0	0	0	0	0
1:00 PM	116	2	98	12	0	4	0	0	0	0	0	0	0	0
2:00 PM	115	1	95	16	0	3	0	0	0	0	0	0	0	0
3:00 PM	91	0	76	13	0	2	0	0	0	0	0	0	0	0
4:00 PM	87	0	66	17	0	3	0	0	0	0	0	0	1	0
5:00 PM	69	0	53	12	1	3	0	0	0	0	0	0	0	0
6:00 PM	54	1	43	7	0	1	0	0	0	2	0	0	0	0
7:00 PM	81	1	66	11	0	0	0	0	0	3	0	0	0	0
8:00 PM	54	0	44	6	0	1	0	0	0	3	0	0	0	0
9:00 PM	31	0	25	6	0	0	0	0	0	0	0	0	0	0
10:00 PM	22	1	15	3	3	0	0	0	0	0	0	0	0	0
11:00 PM	25	0	23	2	0	0	0	0	0	0	0	0	0	0
Total	1255	7	1013	179	8	29	2	0	2	13	0	1	1	0
%		0.6	80.7	14.3	0.6	2.3	0.2	0.0	0.2	1.0	0.0	0.1	0.1	0.0

Town : Northborough
 Street : Bartlett Street
 Location : East of Lyman Street

Site: 2021055
 5/24/2021
 Monday

Daily Classification

WB

Interval Start	Total	Motor Bikes	Cars & Trailers	2 Axle Long	Buses	2 Axle 6 Tire	3 Axle Single	4 Axle Single	<5 Axle Double	5 Axle Double	>6 Axle Double	<6 Axle Multi	6 Axle Multi	>6 Axle Multi
12:00 AM	48	1	42	4	0	0	0	0	0	1	0	0	0	0
1:00 AM	25	0	18	4	2	0	0	0	0	1	0	0	0	0
2:00 AM	6	0	3	0	3	0	0	0	0	0	0	0	0	0
3:00 AM	9	0	7	1	0	1	0	0	0	0	0	0	0	0
4:00 AM	12	0	8	1	1	0	0	0	1	1	0	0	0	0
5:00 AM	36	0	22	6	3	1	1	0	1	2	0	0	0	0
6:00 AM	129	1	93	18	11	2	2	0	2	0	0	0	0	0
7:00 AM	193	2	139	32	11	5	1	0	3	0	0	0	0	0
8:00 AM	138	0	100	26	2	6	0	0	2	2	0	0	0	0
9:00 AM	99	0	62	19	3	7	1	0	4	3	0	0	0	0
10:00 AM	148	0	92	31	8	10	1	0	4	2	0	0	0	0
11:00 AM	122	0	91	20	2	7	1	0	0	1	0	0	0	0
12:00 PM	168	1	116	35	5	9	0	0	0	2	0	0	0	0
1:00 PM	159	0	105	37	2	11	2	0	2	0	0	0	0	0
2:00 PM	225	0	154	45	5	10	3	0	3	5	0	0	0	0
3:00 PM	287	5	202	49	6	20	1	0	1	3	0	0	0	0
4:00 PM	333	1	252	51	8	14	1	0	5	1	0	0	0	0
5:00 PM	320	6	253	51	2	3	2	0	0	3	0	0	0	0
6:00 PM	195	3	154	28	0	5	1	0	4	0	0	0	0	0
7:00 PM	196	0	157	30	1	4	1	0	2	1	0	0	0	0
8:00 PM	68	2	55	6	2	1	0	0	0	2	0	0	0	0
9:00 PM	52	0	45	5	0	0	0	0	1	1	0	0	0	0
10:00 PM	35	0	29	3	0	0	1	0	1	1	0	0	0	0
11:00 PM	30	1	26	1	1	0	0	0	1	0	0	0	0	0
Total	3033	23	2225	503	78	116	19	0	37	32	0	0	0	0
%		0.8	73.4	16.6	2.6	3.8	0.6	0.0	1.2	1.1	0.0	0.0	0.0	0.0

Town : Northborough
 Street : Bartlett Street
 Location : East of Lyman Street

Site: 2021055
 5/25/2021
 Tuesday

Daily Classification

WB

Interval Start	Total	Motor Bikes	Cars & Trailers	2 Axle Long	Buses	2 Axle 6 Tire	3 Axle Single	4 Axle Single	<5 Axle Double	5 Axle Double	>6 Axle Double	<6 Axle Multi	6 Axle Multi	>6 Axle Multi
12:00 AM	26	0	23	1	1	0	0	0	0	1	0	0	0	0
1:00 AM	52	0	42	5	2	0	1	0	0	2	0	0	0	0
2:00 AM	13	0	11	0	2	0	0	0	0	0	0	0	0	0
3:00 AM	9	0	6	1	0	1	0	0	1	0	0	0	0	0
4:00 AM	24	0	14	5	1	0	1	0	2	1	0	0	0	0
5:00 AM	46	0	29	6	2	2	0	0	2	5	0	0	0	0
6:00 AM	126	1	95	17	8	3	2	0	0	0	0	0	0	0
7:00 AM	195	2	140	31	7	10	1	0	2	2	0	0	0	0
8:00 AM	132	3	87	29	0	10	1	0	2	0	0	0	0	0
9:00 AM	116	0	76	19	1	11	2	0	5	2	0	0	0	0
10:00 AM	114	0	78	22	4	6	0	0	3	1	0	0	0	0
11:00 AM	151	1	109	21	2	9	0	0	3	5	1	0	0	0
12:00 PM	164	1	105	34	4	9	2	0	6	3	0	0	0	0
1:00 PM	214	0	157	35	7	14	0	0	1	0	0	0	0	0
2:00 PM	232	0	166	44	2	16	0	0	2	2	0	0	0	0
3:00 PM	276	1	212	44	4	11	0	0	2	2	0	0	0	0
4:00 PM	350	3	272	55	3	13	0	0	2	2	0	0	0	0
5:00 PM	344	0	265	67	3	6	1	0	2	0	0	0	0	0
6:00 PM	204	0	161	34	2	6	1	0	0	0	0	0	0	0
7:00 PM	164	0	133	24	2	1	1	0	1	2	0	0	0	0
8:00 PM	78	1	60	11	2	2	0	0	1	1	0	0	0	0
9:00 PM	57	1	46	8	0	0	0	0	0	2	0	0	0	0
10:00 PM	43	1	32	6	2	0	0	0	1	1	0	0	0	0
11:00 PM	26	0	22	2	0	0	1	0	0	0	0	0	1	0
Total	3156	15	2341	521	61	130	14	0	38	34	1	0	1	0
%		0.5	74.2	16.5	1.9	4.1	0.4	0.0	1.2	1.1	0.0	0.0	0.0	0.0

Town : Northborough
 Street : Bartlett Street
 Location : East of Lyman Street

Site: 2021055
 5/26/2021
 Wednesday

Daily Classification

WB

Interval Start	Total	Motor Bikes	Cars & Trailers	2 Axle Long	Buses	2 Axle 6 Tire	3 Axle Single	4 Axle Single	<5 Axle Double	5 Axle Double	>6 Axle Double	<6 Axle Multi	6 Axle Multi	>6 Axle Multi
12:00 AM	63	0	58	5	0	0	0	0	0	0	0	0	0	0
1:00 AM	28	0	21	2	3	0	0	0	0	2	0	0	0	0
2:00 AM	14	0	11	1	1	1	0	0	0	0	0	0	0	0
3:00 AM	9	0	6	2	0	0	0	0	0	1	0	0	0	0
4:00 AM	21	1	13	4	0	0	2	0	0	1	0	0	0	0
5:00 AM	44	0	32	6	3	1	0	0	1	1	0	0	0	0
6:00 AM	121	1	96	12	8	2	1	0	0	1	0	0	0	0
7:00 AM	240	2	199	26	5	6	1	0	1	0	0	0	0	0
8:00 AM	142	1	92	30	4	7	1	0	4	3	0	0	0	0
9:00 AM	99	1	58	30	2	5	0	0	2	1	0	0	0	0
10:00 AM	111	2	80	17	3	5	3	0	1	0	0	0	0	0
11:00 AM	159	1	108	34	2	8	2	0	3	1	0	0	0	0
12:00 PM	184	3	130	33	5	10	1	0	1	1	0	0	0	0
1:00 PM	200	0	156	23	3	12	2	0	1	3	0	0	0	0
2:00 PM	242	3	172	42	4	15	1	0	3	2	0	0	0	0
3:00 PM	275	1	205	40	8	15	1	0	2	3	0	0	0	0
4:00 PM	344	4	254	60	7	12	2	0	3	2	0	0	0	0
5:00 PM	309	2	244	46	4	10	1	0	1	1	0	0	0	0
6:00 PM	181	1	138	32	1	5	1	0	1	2	0	0	0	0
7:00 PM	178	0	151	19	2	2	1	0	1	2	0	0	0	0
8:00 PM	78	0	64	11	0	1	0	0	0	2	0	0	0	0
9:00 PM	61	0	53	6	0	1	0	0	0	1	0	0	0	0
10:00 PM	31	0	25	3	0	1	0	0	0	2	0	0	0	0
11:00 PM	30	0	24	2	1	1	0	0	0	1	0	0	1	0
Total	3164	23	2390	486	66	120	20	0	25	33	0	0	1	0
%		0.7	75.5	15.4	2.1	3.8	0.6	0.0	0.8	1.0	0.0	0.0	0.0	0.0

Town : Northborough
 Street : Bartlett Street
 Location : East of Lyman Street

Site: 2021055
 5/27/2021
 Thursday

Daily Classification

WB

Interval Start	Total	Motor Bikes	Cars & Trailers	2 Axle Long	Buses	2 Axle 6 Tire	3 Axle Single	4 Axle Single	<5 Axle Double	5 Axle Double	>6 Axle Double	<6 Axle Multi	6 Axle Multi	>6 Axle Multi
12:00 AM	49	0	42	3	1	1	0	0	0	2	0	0	0	0
1:00 AM	29	0	25	2	1	0	0	0	0	1	0	0	0	0
2:00 AM	16	0	14	1	0	1	0	0	0	0	0	0	0	0
3:00 AM	14	0	10	3	0	1	0	0	0	0	0	0	0	0
4:00 AM	25	0	17	4	0	0	1	0	2	1	0	0	0	0
5:00 AM	45	0	30	9	3	1	0	0	1	1	0	0	0	0
6:00 AM	165	0	132	16	9	5	1	0	0	2	0	0	0	0
7:00 AM	241	1	184	34	3	12	5	0	1	1	0	0	0	0
8:00 AM	158	0	101	37	1	10	3	0	4	2	0	0	0	0
9:00 AM	124	1	72	28	4	10	6	0	3	0	0	0	0	0
10:00 AM	126	2	71	30	3	5	7	0	5	3	0	0	0	0
11:00 AM	179	3	110	38	0	11	8	1	4	4	0	0	0	0
12:00 PM	178	1	137	20	5	6	6	0	3	0	0	0	0	0
1:00 PM	198	3	136	33	6	6	9	0	3	2	0	0	0	0
2:00 PM	239	2	171	44	3	13	4	0	1	1	0	0	0	0
3:00 PM	282	3	207	51	4	13	1	0	2	1	0	0	0	0
4:00 PM	335	1	251	64	2	13	0	0	2	2	0	0	0	0
5:00 PM	337	0	278	42	2	12	0	0	3	0	0	0	0	0
6:00 PM	213	0	162	41	0	4	1	0	1	4	0	0	0	0
7:00 PM	211	2	176	20	1	6	1	0	3	2	0	0	0	0
8:00 PM	101	1	83	13	0	0	1	0	2	1	0	0	0	0
9:00 PM	67	0	56	7	0	1	1	0	2	0	0	0	0	0
10:00 PM	43	0	32	7	0	0	0	0	1	3	0	0	0	0
11:00 PM	34	0	31	1	1	0	0	0	0	0	0	0	1	0
Total	3409	20	2528	548	49	131	55	1	43	33	0	0	1	0
%		0.6	74.2	16.1	1.4	3.8	1.6	0.0	1.3	1.0	0.0	0.0	0.0	0.0

Town : Northborough
 Street : Bartlett Street
 Location : East of Lyman Street

Site: 2021055
 5/28/2021
 Friday

Daily Classification

WB

Interval Start	Total	Motor Bikes	Cars & Trailers	2 Axle Long	Buses	2 Axle 6 Tire	3 Axle Single	4 Axle Single	<5 Axle Double	5 Axle Double	>6 Axle Double	<6 Axle Multi	6 Axle Multi	>6 Axle Multi
12:00 AM	43	1	35	3	0	0	2	0	1	1	0	0	0	0
1:00 AM	29	0	22	2	0	1	3	0	0	1	0	0	0	0
2:00 AM	25	0	20	2	1	0	0	0	0	2	0	0	0	0
3:00 AM	15	0	6	2	2	0	4	0	0	1	0	0	0	0
4:00 AM	26	0	15	3	1	1	2	0	2	2	0	0	0	0
5:00 AM	46	1	30	7	2	3	1	0	2	0	0	0	0	0
6:00 AM	121	1	100	9	7	2	2	0	0	0	0	0	0	0
7:00 AM	200	0	143	40	2	8	3	0	2	2	0	0	0	0
8:00 AM	135	2	84	31	3	7	6	0	0	2	0	0	0	0
9:00 AM	101	1	59	22	2	7	7	0	1	2	0	0	0	0
10:00 AM	126	1	79	24	0	7	8	0	4	3	0	0	0	0
11:00 AM	160	1	111	24	2	11	6	0	3	2	0	0	0	0
12:00 PM	169	0	117	39	1	3	6	0	2	1	0	0	0	0
1:00 PM	239	2	179	34	4	9	7	0	2	2	0	0	0	0
2:00 PM	277	2	203	44	2	19	3	0	2	2	0	0	0	0
3:00 PM	325	2	242	60	4	13	0	0	2	2	0	0	0	0
4:00 PM	286	1	217	45	4	16	2	0	1	0	0	0	0	0
5:00 PM	223	2	179	30	0	8	1	0	2	1	0	0	0	0
6:00 PM	145	2	112	26	0	3	1	0	0	1	0	0	0	0
7:00 PM	149	0	130	14	0	3	0	0	1	1	0	0	0	0
8:00 PM	63	0	45	12	0	1	1	0	0	4	0	0	0	0
9:00 PM	37	0	31	5	0	0	0	0	0	1	0	0	0	0
10:00 PM	35	0	24	4	1	3	1	0	0	2	0	0	0	0
11:00 PM	32	0	26	3	0	0	0	0	0	2	0	0	1	0
Total	3007	19	2209	485	38	125	66	0	27	37	0	0	1	0
%		0.6	73.5	16.1	1.3	4.2	2.2	0.0	0.9	1.2	0.0	0.0	0.0	0.0

Town : Northborough
 Street : Bartlett Street
 Location : East of Lyman Street

Site: 2021055
 5/29/2021
 Saturday

Daily Classification

WB

Interval Start	Total	Motor Bikes	Cars & Trailers	2 Axle Long	Buses	2 Axle 6 Tire	3 Axle Single	4 Axle Single	<5 Axle Double	5 Axle Double	>6 Axle Double	<6 Axle Multi	6 Axle Multi	>6 Axle Multi
12:00 AM	24	0	21	3	0	0	0	0	0	0	0	0	0	0
1:00 AM	46	0	43	3	0	0	0	0	0	0	0	0	0	0
2:00 AM	15	1	8	0	3	0	1	0	1	1	0	0	0	0
3:00 AM	6	0	6	0	0	0	0	0	0	0	0	0	0	0
4:00 AM	14	0	10	1	0	0	2	0	1	0	0	0	0	0
5:00 AM	13	0	11	1	0	1	0	0	0	0	0	0	0	0
6:00 AM	45	0	39	5	0	0	0	0	0	1	0	0	0	0
7:00 AM	46	0	34	11	0	1	0	0	0	0	0	0	0	0
8:00 AM	51	0	30	17	0	3	0	0	0	1	0	0	0	0
9:00 AM	70	0	53	14	1	1	0	0	1	0	0	0	0	0
10:00 AM	99	0	72	20	0	4	1	0	0	1	0	0	1	0
11:00 AM	90	0	71	15	0	4	0	0	0	0	0	0	0	0
12:00 PM	83	0	69	5	1	6	0	0	0	2	0	0	0	0
1:00 PM	89	0	76	10	1	2	0	0	0	0	0	0	0	0
2:00 PM	94	0	78	11	1	1	1	0	0	2	0	0	0	0
3:00 PM	77	0	61	14	1	0	1	0	0	0	0	0	0	0
4:00 PM	82	0	66	12	0	4	0	0	0	0	0	0	0	0
5:00 PM	66	0	50	11	2	3	0	0	0	0	0	0	0	0
6:00 PM	64	0	56	5	0	2	0	0	0	1	0	0	0	0
7:00 PM	105	0	90	13	0	1	0	0	0	1	0	0	0	0
8:00 PM	34	0	26	6	0	1	0	0	0	1	0	0	0	0
9:00 PM	24	0	20	2	0	0	0	0	1	1	0	0	0	0
10:00 PM	20	0	18	1	0	0	0	0	1	0	0	0	0	0
11:00 PM	17	0	14	3	0	0	0	0	0	0	0	0	0	0
Total	1274	1	1022	183	10	34	6	0	5	12	0	0	1	0
%		0.1	80.2	14.4	0.8	2.7	0.5	0.0	0.4	0.9	0.0	0.0	0.1	0.0

Town : Northborough
 Street : Bartlett Street
 Location : East of Lyman Street

Site: 2021055
 5/30/2021
 Sunday

Daily Classification

WB

Interval Start	Total	Motor Bikes	Cars & Trailers	2 Axle Long	Buses	2 Axle 6 Tire	3 Axle Single	4 Axle Single	<5 Axle Double	5 Axle Double	>6 Axle Double	<6 Axle Multi	6 Axle Multi	>6 Axle Multi
12:00 AM	35	0	33	1	0	1	0	0	0	0	0	0	0	0
1:00 AM	23	0	21	0	1	0	0	0	0	1	0	0	0	0
2:00 AM	9	0	9	0	0	0	0	0	0	0	0	0	0	0
3:00 AM	10	0	8	1	0	1	0	0	0	0	0	0	0	0
4:00 AM	11	1	7	1	0	1	1	0	0	0	0	0	0	0
5:00 AM	9	0	8	1	0	0	0	0	0	0	0	0	0	0
6:00 AM	16	0	13	3	0	0	0	0	0	0	0	0	0	0
7:00 AM	24	0	23	1	0	0	0	0	0	0	0	0	0	0
8:00 AM	35	0	28	7	0	0	0	0	0	0	0	0	0	0
9:00 AM	36	0	33	2	0	0	0	0	0	1	0	0	0	0
10:00 AM	50	0	37	6	0	6	0	0	0	0	0	0	1	0
11:00 AM	71	0	56	11	0	2	1	0	0	1	0	0	0	0
12:00 PM	61	0	51	9	0	1	0	0	0	0	0	0	0	0
1:00 PM	70	0	54	13	0	1	0	0	1	0	0	0	1	0
2:00 PM	77	0	65	10	1	1	0	0	0	0	0	0	0	0
3:00 PM	65	0	56	8	0	1	0	0	0	0	0	0	0	0
4:00 PM	66	0	55	10	0	1	0	0	0	0	0	0	0	0
5:00 PM	53	0	41	11	0	0	0	0	1	0	0	0	0	0
6:00 PM	57	0	46	8	0	2	0	0	0	1	0	0	0	0
7:00 PM	81	0	77	4	0	0	0	0	0	0	0	0	0	0
8:00 PM	36	0	33	3	0	0	0	0	0	0	0	0	0	0
9:00 PM	22	0	18	1	0	2	0	0	0	1	0	0	0	0
10:00 PM	23	0	21	1	0	1	0	0	0	0	0	0	0	0
11:00 PM	17	0	16	0	0	0	0	0	0	1	0	0	0	0
Total	957	1	809	112	2	21	2	0	2	6	0	0	2	0
%		0.1	84.5	11.7	0.2	2.2	0.2	0.0	0.2	0.6	0.0	0.0	0.2	0.0

Town : Northborough
 Street : Bartlett Street
 Location : East of Lyman Street

Site: 2021055
 5/31/2021
 Monday

Daily Classification

WB

Interval Start	Total	Motor Bikes	Cars & Trailers	2 Axle Long	Buses	2 Axle 6 Tire	3 Axle Single	4 Axle Single	<5 Axle Double	5 Axle Double	>6 Axle Double	<6 Axle Multi	6 Axle Multi	>6 Axle Multi
12:00 AM	40	0	36	4	0	0	0	0	0	0	0	0	0	0
1:00 AM	25	0	19	2	4	0	0	0	0	0	0	0	0	0
2:00 AM	7	0	5	1	0	0	1	0	0	0	0	0	0	0
3:00 AM	9	0	7	0	1	0	1	0	0	0	0	0	0	0
4:00 AM	15	0	13	2	0	0	0	0	0	0	0	0	0	0
5:00 AM	9	0	7	0	1	0	0	0	0	1	0	0	0	0
6:00 AM	23	0	21	2	0	0	0	0	0	0	0	0	0	0
7:00 AM	23	0	20	2	0	1	0	0	0	0	0	0	0	0
8:00 AM	37	0	29	8	0	0	0	0	0	0	0	0	0	0
9:00 AM	49	0	37	10	0	2	0	0	0	0	0	0	0	0
10:00 AM	63	0	53	6	0	3	0	0	1	0	0	0	0	0
11:00 AM	70	0	63	5	0	1	0	0	1	0	0	0	0	0
12:00 PM	65	0	53	12	0	0	0	0	0	0	0	0	0	0
1:00 PM	100	0	86	11	1	2	0	0	0	0	0	0	0	0
2:00 PM	115	0	90	20	2	3	0	0	0	0	0	0	0	0
3:00 PM	82	0	65	13	1	3	0	0	0	0	0	0	0	0
4:00 PM	94	0	75	14	0	3	1	0	0	1	0	0	0	0
5:00 PM	74	0	62	9	0	3	0	0	0	0	0	0	0	0
6:00 PM	85	0	79	4	0	1	0	0	1	0	0	0	0	0
7:00 PM	88	0	73	8	0	3	0	0	1	3	0	0	0	0
8:00 PM	46	0	38	4	0	3	1	0	0	0	0	0	0	0
9:00 PM	23	1	18	1	0	0	1	0	1	1	0	0	0	0
10:00 PM	27	0	26	1	0	0	0	0	0	0	0	0	0	0
11:00 PM	20	0	16	3	0	0	0	0	0	0	0	0	1	0
Total	1189	1	991	142	10	28	5	0	5	6	0	0	1	0
%		0.1	83.3	11.9	0.8	2.4	0.4	0.0	0.4	0.5	0.0	0.0	0.1	0.0

Town : Northborough
 Street : Bartlett Street
 Location : East of Lyman Street

Site: 2021055
 6/1/2021
 Tuesday

Daily Classification

WB

Interval Start	Total	Motor Bikes	Cars & Trailers	2 Axle Long	Buses	2 Axle 6 Tire	3 Axle Single	4 Axle Single	<5 Axle Double	5 Axle Double	>6 Axle Double	<6 Axle Multi	6 Axle Multi	>6 Axle Multi
12:00 AM	57	0	51	2	2	0	1	0	0	0	0	0	1	0
1:00 AM	24	0	22	2	0	0	0	0	0	0	0	0	0	0
2:00 AM	9	0	3	0	5	0	1	0	0	0	0	0	0	0
3:00 AM	11	0	8	2	1	0	0	0	0	0	0	0	0	0
4:00 AM	22	0	15	4	0	0	1	0	2	0	0	0	0	0
5:00 AM	42	0	25	9	2	1	1	0	1	3	0	0	0	0
6:00 AM	101	0	75	12	9	5	0	0	0	0	0	0	0	0
7:00 AM	238	1	184	31	2	10	3	0	6	1	0	0	0	0
Total	504	1	383	62	21	16	7	0	9	4	0	0	1	0
%		0.2	76.0	12.3	4.2	3.2	1.4	0.0	1.8	0.8	0.0	0.0	0.2	0.0

Town : Northborough
 Street : Bartlett Street
 Location : East of Lyman Street

Site: 2021055
 5/17/2021
 Monday

Daily Classification

EB

Interval Start	Total	Motor Bikes	Cars & Trailers	2 Axle Long	Buses	2 Axle 6 Tire	3 Axle Single	4 Axle Single	<5 Axle Double	5 Axle Double	>6 Axle Double	<6 Axle Multi	6 Axle Multi	>6 Axle Multi
12:00 AM	-	-	-	-	-	-	-	-	-	-	-	-	-	-
1:00 AM	-	-	-	-	-	-	-	-	-	-	-	-	-	-
2:00 AM	-	-	-	-	-	-	-	-	-	-	-	-	-	-
3:00 AM	-	-	-	-	-	-	-	-	-	-	-	-	-	-
4:00 AM	-	-	-	-	-	-	-	-	-	-	-	-	-	-
5:00 AM	-	-	-	-	-	-	-	-	-	-	-	-	-	-
6:00 AM	-	-	-	-	-	-	-	-	-	-	-	-	-	-
7:00 AM	-	-	-	-	-	-	-	-	-	-	-	-	-	-
8:00 AM	-	-	-	-	-	-	-	-	-	-	-	-	-	-
9:00 AM	-	-	-	-	-	-	-	-	-	-	-	-	-	-
10:00 AM	-	-	-	-	-	-	-	-	-	-	-	-	-	-
11:00 AM	125	0	77	25	2	13	0	0	3	5	0	0	0	0
12:00 PM	165	0	110	30	6	13	1	0	2	3	0	0	0	0
1:00 PM	164	0	112	33	3	13	0	0	1	2	0	0	0	0
2:00 PM	280	3	218	40	1	11	1	0	4	2	0	0	0	0
3:00 PM	202	2	141	35	5	13	1	0	3	2	0	0	0	0
4:00 PM	179	1	137	28	2	6	1	0	3	1	0	0	0	0
5:00 PM	174	2	131	28	0	9	4	0	0	0	0	0	0	0
6:00 PM	127	0	96	20	0	6	0	0	4	1	0	0	0	0
7:00 PM	147	0	128	13	0	4	1	0	0	1	0	0	0	0
8:00 PM	83	0	61	20	1	1	0	0	0	0	0	0	0	0
9:00 PM	43	0	34	7	0	0	1	0	0	1	0	0	0	0
10:00 PM	30	0	23	4	2	0	1	0	0	0	0	0	0	0
11:00 PM	20	0	12	5	0	1	1	0	0	1	0	0	0	0
Total	1739	8	1280	288	22	90	12	0	20	19	0	0	0	0
%		0.5	73.6	16.6	1.3	5.2	0.7	0.0	1.2	1.1	0.0	0.0	0.0	0.0

Town : Northborough
 Street : Bartlett Street
 Location : East of Lyman Street

Site: 2021055
 5/18/2021
 Tuesday

Daily Classification

EB

Interval Start	Total	Motor Bikes	Cars & Trailers	2 Axle Long	Buses	2 Axle 6 Tire	3 Axle Single	4 Axle Single	<5 Axle Double	5 Axle Double	>6 Axle Double	<6 Axle Multi	6 Axle Multi	>6 Axle Multi
12:00 AM	16	0	13	2	0	0	1	0	0	0	0	0	0	0
1:00 AM	18	0	10	3	2	1	2	0	0	0	0	0	0	0
2:00 AM	13	0	8	0	2	1	0	0	0	2	0	0	0	0
3:00 AM	15	0	8	2	3	0	2	0	0	0	0	0	0	0
4:00 AM	47	1	28	11	2	4	1	0	0	0	0	0	0	0
5:00 AM	117	1	75	28	1	6	2	0	2	2	0	0	0	0
6:00 AM	191	1	123	39	8	13	1	0	3	3	0	0	0	0
7:00 AM	343	0	256	57	10	14	1	0	3	1	0	1	0	0
8:00 AM	294	2	218	52	4	10	0	0	3	4	1	0	0	0
9:00 AM	207	0	152	31	5	11	1	0	5	2	0	0	0	0
10:00 AM	140	1	87	23	4	17	0	0	4	4	0	0	0	0
11:00 AM	138	0	93	29	2	7	0	0	3	4	0	0	0	0
12:00 PM	192	0	130	41	6	10	1	0	2	2	0	0	0	0
1:00 PM	191	1	132	39	3	12	1	0	2	1	0	0	0	0
2:00 PM	272	3	199	46	6	13	0	0	2	3	0	0	0	0
3:00 PM	189	0	144	28	3	8	2	0	2	2	0	0	0	0
4:00 PM	192	0	147	36	3	5	0	0	1	0	0	0	0	0
5:00 PM	195	0	149	33	3	6	0	0	4	0	0	0	0	0
6:00 PM	135	0	106	22	2	3	1	0	1	0	0	0	0	0
7:00 PM	159	0	125	22	0	8	1	0	1	2	0	0	0	0
8:00 PM	88	0	67	18	0	1	2	0	0	0	0	0	0	0
9:00 PM	34	0	24	5	2	2	0	0	0	1	0	0	0	0
10:00 PM	31	0	25	1	2	1	1	0	0	1	0	0	0	0
11:00 PM	34	0	28	4	0	0	0	0	0	2	0	0	0	0
Total	3251	10	2347	572	73	153	20	0	38	36	1	1	0	0
%		0.3	72.2	17.6	2.2	4.7	0.6	0.0	1.2	1.1	0.0	0.0	0.0	0.0

Town : Northborough
 Street : Bartlett Street
 Location : East of Lyman Street

Site: 2021055
 5/19/2021
 Wednesday

Daily Classification

EB

Interval Start	Total	Motor Bikes	Cars & Trailers	2 Axle Long	Buses	2 Axle 6 Tire	3 Axle Single	4 Axle Single	<5 Axle Double	5 Axle Double	>6 Axle Double	<6 Axle Multi	6 Axle Multi	>6 Axle Multi
12:00 AM	20	0	12	5	0	0	2	0	0	0	0	0	1	0
1:00 AM	14	0	10	3	1	0	0	0	0	0	0	0	0	0
2:00 AM	14	0	11	1	0	0	1	0	0	1	0	0	0	0
3:00 AM	15	0	9	2	1	1	0	0	0	2	0	0	0	0
4:00 AM	45	0	30	9	3	2	1	0	0	0	0	0	0	0
5:00 AM	118	0	67	34	2	9	3	0	2	1	0	0	0	0
6:00 AM	199	1	122	42	11	19	1	0	2	1	0	0	0	0
7:00 AM	357	1	250	73	10	16	2	0	4	1	0	0	0	0
8:00 AM	331	0	245	59	6	18	1	0	1	1	0	0	0	0
9:00 AM	173	0	120	30	4	15	0	0	2	2	0	0	0	0
10:00 AM	151	0	102	32	2	5	0	0	6	4	0	0	0	0
11:00 AM	132	0	89	28	3	8	1	0	1	2	0	0	0	0
12:00 PM	157	2	108	30	3	11	0	0	3	0	0	0	0	0
1:00 PM	179	1	131	30	4	10	0	0	1	2	0	0	0	0
2:00 PM	258	1	193	41	5	11	2	0	2	3	0	0	0	0
3:00 PM	212	1	161	33	3	9	0	0	1	3	1	0	0	0
4:00 PM	184	1	147	22	3	8	0	0	2	1	0	0	0	0
5:00 PM	209	2	168	29	0	9	0	0	1	0	0	0	0	0
6:00 PM	137	0	107	18	0	9	0	0	3	0	0	0	0	0
7:00 PM	136	1	109	16	0	6	1	0	2	1	0	0	0	0
8:00 PM	100	0	81	16	0	2	0	0	0	1	0	0	0	0
9:00 PM	42	0	28	10	2	0	0	0	1	1	0	0	0	0
10:00 PM	30	0	22	4	2	0	0	0	0	2	0	0	0	0
11:00 PM	25	0	17	5	1	1	1	0	0	0	0	0	0	0
Total	3238	11	2339	572	66	169	16	0	34	29	1	0	1	0
%		0.3	72.2	17.7	2.0	5.2	0.5	0.0	1.1	0.9	0.0	0.0	0.0	0.0

Town : Northborough
 Street : Bartlett Street
 Location : East of Lyman Street

Site: 2021055
 5/20/2021
 Thursday

Daily Classification

EB

Interval Start	Total	Motor Bikes	Cars & Trailers	2 Axle Long	Buses	2 Axle 6 Tire	3 Axle Single	4 Axle Single	<5 Axle Double	5 Axle Double	>6 Axle Double	<6 Axle Multi	6 Axle Multi	>6 Axle Multi
12:00 AM	27	0	18	6	1	1	0	0	0	0	0	0	1	0
1:00 AM	19	0	12	3	2	0	1	0	0	1	0	0	0	0
2:00 AM	15	0	12	2	0	1	0	0	0	0	0	0	0	0
3:00 AM	12	0	5	1	2	1	2	0	1	0	0	0	0	0
4:00 AM	46	0	27	10	1	3	1	0	1	3	0	0	0	0
5:00 AM	115	0	67	32	6	4	2	0	2	2	0	0	0	0
6:00 AM	193	0	120	45	10	12	1	0	3	2	0	0	0	0
7:00 AM	339	1	242	65	13	11	0	0	2	5	0	0	0	0
8:00 AM	290	1	206	50	5	20	2	0	1	5	0	0	0	0
9:00 AM	179	1	129	34	2	10	0	0	0	3	0	0	0	0
10:00 AM	150	1	97	33	4	11	0	0	3	1	0	0	0	0
11:00 AM	145	0	91	33	4	12	0	0	2	2	1	0	0	0
12:00 PM	179	0	132	24	8	9	1	0	4	1	0	0	0	0
1:00 PM	192	1	138	39	6	6	0	0	1	1	0	0	0	0
2:00 PM	240	2	175	41	1	16	0	0	3	2	0	0	0	0
3:00 PM	222	0	156	37	5	14	0	0	4	6	0	0	0	0
4:00 PM	208	1	166	32	1	3	2	0	2	1	0	0	0	0
5:00 PM	180	2	139	31	0	6	0	0	1	1	0	0	0	0
6:00 PM	158	0	121	24	1	8	1	0	3	0	0	0	0	0
7:00 PM	131	1	104	14	1	7	1	0	1	2	0	0	0	0
8:00 PM	105	0	80	18	0	5	1	0	1	0	0	0	0	0
9:00 PM	55	0	42	9	0	1	1	0	0	2	0	0	0	0
10:00 PM	30	0	22	2	2	1	2	0	0	1	0	0	0	0
11:00 PM	27	0	20	6	1	0	0	0	0	0	0	0	0	0
Total	3257	11	2321	591	76	162	18	0	35	41	1	0	1	0
%		0.3	71.3	18.1	2.3	5.0	0.6	0.0	1.1	1.3	0.0	0.0	0.0	0.0

Town : Northborough
 Street : Bartlett Street
 Location : East of Lyman Street

Site: 2021055
 5/21/2021
 Friday

Daily Classification

EB

Interval Start	Total	Motor Bikes	Cars & Trailers	2 Axle Long	Buses	2 Axle 6 Tire	3 Axle Single	4 Axle Single	<5 Axle Double	5 Axle Double	>6 Axle Double	<6 Axle Multi	6 Axle Multi	>6 Axle Multi
12:00 AM	29	0	22	5	1	0	0	0	0	0	0	0	1	0
1:00 AM	9	0	5	2	2	0	0	0	0	0	0	0	0	0
2:00 AM	7	0	6	0	0	0	1	0	0	0	0	0	0	0
3:00 AM	15	0	7	3	1	0	1	0	0	3	0	0	0	0
4:00 AM	53	0	30	14	2	3	0	0	2	2	0	0	0	0
5:00 AM	102	0	59	32	0	5	2	0	1	3	0	0	0	0
6:00 AM	192	1	127	36	9	14	2	0	2	1	0	0	0	0
7:00 AM	292	1	215	55	9	8	1	0	1	2	0	0	0	0
8:00 AM	303	2	227	45	10	15	1	0	1	2	0	0	0	0
9:00 AM	197	0	140	40	2	12	0	0	1	2	0	0	0	0
10:00 AM	144	0	99	23	1	9	1	0	4	7	0	0	0	0
11:00 AM	132	0	81	35	2	8	0	0	3	3	0	0	0	0
12:00 PM	172	0	111	45	2	11	0	0	1	2	0	0	0	0
1:00 PM	174	1	124	25	6	12	1	0	2	3	0	0	0	0
2:00 PM	255	2	194	41	3	12	0	0	0	3	0	0	0	0
3:00 PM	204	0	154	37	3	7	0	0	1	2	0	0	0	0
4:00 PM	196	2	151	30	2	8	0	0	2	1	0	0	0	0
5:00 PM	188	1	139	32	2	9	0	0	1	4	0	0	0	0
6:00 PM	135	0	109	16	2	5	0	0	2	1	0	0	0	0
7:00 PM	132	0	115	13	0	1	1	0	1	1	0	0	0	0
8:00 PM	83	0	58	19	1	2	2	0	1	0	0	0	0	0
9:00 PM	54	1	42	7	0	1	2	0	0	1	0	0	0	0
10:00 PM	33	0	25	1	1	3	1	0	0	2	0	0	0	0
11:00 PM	38	0	25	7	1	3	2	0	0	0	0	0	0	0
Total	3139	11	2265	563	62	148	18	0	26	45	0	0	1	0
%		0.4	72.2	17.9	2.0	4.7	0.6	0.0	0.8	1.4	0.0	0.0	0.0	0.0

Town : Northborough
 Street : Bartlett Street
 Location : East of Lyman Street

Site: 2021055
 5/22/2021
 Saturday

Daily Classification

EB

Interval Start	Total	Motor Bikes	Cars & Trailers	2 Axle Long	Buses	2 Axle 6 Tire	3 Axle Single	4 Axle Single	<5 Axle Double	5 Axle Double	>6 Axle Double	<6 Axle Multi	6 Axle Multi	>6 Axle Multi
12:00 AM	25	0	17	4	1	0	1	0	0	1	0	0	1	0
1:00 AM	18	0	13	1	3	0	1	0	0	0	0	0	0	0
2:00 AM	13	0	7	2	2	1	1	0	0	0	0	0	0	0
3:00 AM	5	0	3	1	1	0	0	0	0	0	0	0	0	0
4:00 AM	16	0	11	3	0	2	0	0	0	0	0	0	0	0
5:00 AM	30	0	20	7	1	2	0	0	0	0	0	0	0	0
6:00 AM	50	0	40	4	0	4	0	0	2	0	0	0	0	0
7:00 AM	83	0	56	19	3	2	0	0	2	1	0	0	0	0
8:00 AM	136	0	103	19	5	6	0	0	0	3	0	0	0	0
9:00 AM	110	0	89	16	1	3	0	0	0	1	0	0	0	0
10:00 AM	119	0	87	21	3	6	2	0	0	0	0	0	0	0
11:00 AM	112	0	85	22	0	4	0	0	0	1	0	0	0	0
12:00 PM	119	1	95	14	2	5	0	0	0	2	0	0	0	0
1:00 PM	129	0	109	15	0	5	0	0	0	0	0	0	0	0
2:00 PM	154	0	125	26	0	2	0	0	0	1	0	0	0	0
3:00 PM	128	0	109	15	1	2	0	0	1	0	0	0	0	0
4:00 PM	117	0	93	23	0	1	0	0	0	0	0	0	0	0
5:00 PM	110	1	94	10	0	5	0	0	0	0	0	0	0	0
6:00 PM	94	0	75	16	0	3	0	0	0	0	0	0	0	0
7:00 PM	91	0	73	14	0	2	0	0	1	1	0	0	0	0
8:00 PM	67	0	52	13	0	0	0	0	0	2	0	0	0	0
9:00 PM	53	0	43	8	0	0	0	0	0	2	0	0	0	0
10:00 PM	21	0	18	1	1	1	0	0	0	0	0	0	0	0
11:00 PM	32	0	25	5	1	0	0	0	0	1	0	0	0	0
Total	1832	2	1442	279	25	56	5	0	6	16	0	0	1	0
%		0.1	78.7	15.2	1.4	3.1	0.3	0.0	0.3	0.9	0.0	0.0	0.1	0.0

Town : Northborough
 Street : Bartlett Street
 Location : East of Lyman Street

Site: 2021055
 5/23/2021
 Sunday

Daily Classification

EB

Interval Start	Total	Motor Bikes	Cars & Trailers	2 Axle Long	Buses	2 Axle 6 Tire	3 Axle Single	4 Axle Single	<5 Axle Double	5 Axle Double	>6 Axle Double	<6 Axle Multi	6 Axle Multi	>6 Axle Multi
12:00 AM	14	0	8	2	1	0	0	0	0	3	0	0	0	0
1:00 AM	5	0	3	0	2	0	0	0	0	0	0	0	0	0
2:00 AM	8	0	5	1	0	2	0	0	0	0	0	0	0	0
3:00 AM	1	0	1	0	0	0	0	0	0	0	0	0	0	0
4:00 AM	2	0	1	0	0	0	0	0	0	1	0	0	0	0
5:00 AM	13	0	10	3	0	0	0	0	0	0	0	0	0	0
6:00 AM	20	0	16	3	0	0	0	0	0	1	0	0	0	0
7:00 AM	33	0	27	5	0	0	0	0	0	1	0	0	0	0
8:00 AM	60	0	46	10	2	2	0	0	0	0	0	0	0	0
9:00 AM	80	0	63	13	0	4	0	0	0	0	0	0	0	0
10:00 AM	87	1	66	16	0	4	0	0	0	0	0	0	0	0
11:00 AM	61	0	52	7	0	2	0	0	0	0	0	0	0	0
12:00 PM	101	0	74	22	0	4	0	0	1	0	0	0	0	0
1:00 PM	123	0	95	20	0	7	0	0	0	1	0	0	0	0
2:00 PM	114	1	99	13	0	1	0	0	0	0	0	0	0	0
3:00 PM	98	0	82	14	0	2	0	0	0	0	0	0	0	0
4:00 PM	86	0	64	17	2	2	0	0	0	0	0	0	1	0
5:00 PM	89	0	69	15	0	4	0	0	1	0	0	0	0	0
6:00 PM	69	0	58	8	0	2	0	0	0	1	0	0	0	0
7:00 PM	85	0	72	10	1	1	1	0	0	0	0	0	0	0
8:00 PM	54	0	43	10	0	1	0	0	0	0	0	0	0	0
9:00 PM	27	0	22	3	0	1	0	0	0	1	0	0	0	0
10:00 PM	31	0	21	7	1	1	0	0	0	1	0	0	0	0
11:00 PM	7	0	6	1	0	0	0	0	0	0	0	0	0	0
Total	1268	2	1003	200	9	40	1	0	2	10	0	0	1	0
%		0.2	79.1	15.8	0.7	3.2	0.1	0.0	0.2	0.8	0.0	0.0	0.1	0.0

Town : Northborough
 Street : Bartlett Street
 Location : East of Lyman Street

Site: 2021055
 5/24/2021
 Monday

Daily Classification

EB

Interval Start	Total	Motor Bikes	Cars & Trailers	2 Axle Long	Buses	2 Axle 6 Tire	3 Axle Single	4 Axle Single	<5 Axle Double	5 Axle Double	>6 Axle Double	<6 Axle Multi	6 Axle Multi	>6 Axle Multi
12:00 AM	10	0	6	3	1	0	0	0	0	0	0	0	0	0
1:00 AM	8	0	4	3	0	1	0	0	0	0	0	0	0	0
2:00 AM	11	0	8	0	1	2	0	0	0	0	0	0	0	0
3:00 AM	15	0	6	4	1	0	2	0	2	0	0	0	0	0
4:00 AM	55	0	32	13	3	4	2	0	0	1	0	0	0	0
5:00 AM	103	0	66	28	0	5	1	0	1	2	0	0	0	0
6:00 AM	204	0	123	45	15	14	2	0	3	2	0	0	0	0
7:00 AM	319	0	232	55	10	18	1	0	1	2	0	0	0	0
8:00 AM	307	0	228	50	10	15	0	0	3	1	0	0	0	0
9:00 AM	189	0	142	34	4	6	0	0	2	1	0	0	0	0
10:00 AM	169	0	120	20	4	12	3	0	4	6	0	0	0	0
11:00 AM	132	0	85	23	4	11	2	0	3	4	0	0	0	0
12:00 PM	192	0	138	37	2	7	1	0	4	3	0	0	0	0
1:00 PM	175	0	129	28	3	7	3	0	2	2	0	1	0	0
2:00 PM	225	0	169	38	2	13	0	0	2	1	0	0	0	0
3:00 PM	202	1	139	37	3	17	0	0	1	4	0	0	0	0
4:00 PM	187	0	146	23	2	9	0	0	7	0	0	0	0	0
5:00 PM	175	1	139	26	1	6	0	0	1	1	0	0	0	0
6:00 PM	127	0	102	19	0	1	2	0	2	1	0	0	0	0
7:00 PM	153	0	120	26	0	3	2	0	1	1	0	0	0	0
8:00 PM	90	0	72	13	0	2	0	0	0	3	0	0	0	0
9:00 PM	43	0	37	5	0	1	0	0	0	0	0	0	0	0
10:00 PM	38	0	25	3	4	2	1	0	0	3	0	0	0	0
11:00 PM	28	0	20	5	1	1	0	0	0	0	0	0	1	0
Total	3157	2	2288	538	71	157	22	0	39	38	0	1	1	0
%		0.1	72.5	17.0	2.2	5.0	0.7	0.0	1.2	1.2	0.0	0.0	0.0	0.0

Town : Northborough
 Street : Bartlett Street
 Location : East of Lyman Street

Site: 2021055
 5/25/2021
 Tuesday

Daily Classification

EB

Interval Start	Total	Motor Bikes	Cars & Trailers	2 Axle Long	Buses	2 Axle 6 Tire	3 Axle Single	4 Axle Single	<5 Axle Double	5 Axle Double	>6 Axle Double	<6 Axle Multi	6 Axle Multi	>6 Axle Multi
12:00 AM	21	0	13	5	0	0	2	0	0	1	0	0	0	0
1:00 AM	14	0	8	3	2	1	0	0	0	0	0	0	0	0
2:00 AM	12	1	8	0	1	0	2	0	0	0	0	0	0	0
3:00 AM	14	0	8	2	1	1	0	0	2	0	0	0	0	0
4:00 AM	53	0	37	9	0	3	0	0	1	3	0	0	0	0
5:00 AM	126	0	77	34	1	9	1	0	1	3	0	0	0	0
6:00 AM	211	1	133	41	8	23	1	0	3	1	0	0	0	0
7:00 AM	329	2	234	54	12	19	2	0	1	5	0	0	0	0
8:00 AM	328	1	249	60	2	14	0	0	2	0	0	0	0	0
9:00 AM	199	1	147	34	2	10	1	0	2	2	0	0	0	0
10:00 AM	123	0	76	25	2	12	1	0	4	3	0	0	0	0
11:00 AM	130	0	80	28	2	14	0	0	3	3	0	0	0	0
12:00 PM	154	0	110	27	4	7	0	0	4	2	0	0	0	0
1:00 PM	200	0	145	34	4	13	1	0	0	3	0	0	0	0
2:00 PM	246	0	183	43	6	9	0	0	1	4	0	0	0	0
3:00 PM	229	2	176	32	2	12	0	0	2	3	0	0	0	0
4:00 PM	190	0	155	21	2	5	2	0	1	4	0	0	0	0
5:00 PM	190	0	144	37	1	4	1	0	2	1	0	0	0	0
6:00 PM	175	0	136	34	2	0	1	0	1	1	0	0	0	0
7:00 PM	139	0	113	24	0	1	1	0	0	0	0	0	0	0
8:00 PM	99	0	76	18	0	3	0	0	0	2	0	0	0	0
9:00 PM	45	0	34	8	0	3	0	0	0	0	0	0	0	0
10:00 PM	34	0	26	3	2	1	0	0	0	2	0	0	0	0
11:00 PM	24	0	17	5	0	0	0	0	0	2	0	0	0	0
Total	3285	8	2385	581	56	164	16	0	30	45	0	0	0	0
%		0.2	72.6	17.7	1.7	5.0	0.5	0.0	0.9	1.4	0.0	0.0	0.0	0.0

Town : Northborough
 Street : Bartlett Street
 Location : East of Lyman Street

Site: 2021055
 5/26/2021
 Wednesday

Daily Classification

EB

Interval Start	Total	Motor Bikes	Cars & Trailers	2 Axle Long	Buses	2 Axle 6 Tire	3 Axle Single	4 Axle Single	<5 Axle Double	5 Axle Double	>6 Axle Double	<6 Axle Multi	6 Axle Multi	>6 Axle Multi
12:00 AM	22	0	16	3	2	0	0	0	0	0	0	0	1	0
1:00 AM	12	0	8	1	2	1	0	0	0	0	0	0	0	0
2:00 AM	14	0	8	3	0	0	1	0	1	1	0	0	0	0
3:00 AM	15	0	11	2	0	0	0	0	1	1	0	0	0	0
4:00 AM	53	0	33	13	0	3	2	0	0	2	0	0	0	0
5:00 AM	100	0	66	24	0	8	1	0	0	1	0	0	0	0
6:00 AM	197	1	120	41	11	14	2	0	6	2	0	0	0	0
7:00 AM	336	1	248	62	10	8	1	0	2	4	0	0	0	0
8:00 AM	307	1	237	46	5	13	2	0	2	1	0	0	0	0
9:00 AM	190	0	140	28	2	9	2	0	4	5	0	0	0	0
10:00 AM	144	1	97	29	2	13	0	0	0	2	0	0	0	0
11:00 AM	134	0	83	31	5	11	1	0	2	1	0	0	0	0
12:00 PM	184	1	132	34	0	8	4	0	1	4	0	0	0	0
1:00 PM	183	0	139	28	2	9	2	0	0	3	0	0	0	0
2:00 PM	238	0	179	31	7	16	1	0	2	2	0	0	0	0
3:00 PM	217	0	164	34	7	7	4	0	0	1	0	0	0	0
4:00 PM	214	0	147	41	4	13	1	0	7	1	0	0	0	0
5:00 PM	179	1	139	26	1	10	0	0	0	2	0	0	0	0
6:00 PM	138	0	108	23	1	2	0	0	3	1	0	0	0	0
7:00 PM	159	0	122	28	2	3	1	0	2	1	0	0	0	0
8:00 PM	88	0	66	16	0	2	0	0	1	3	0	0	0	0
9:00 PM	39	0	34	4	0	1	0	0	0	0	0	0	0	0
10:00 PM	31	1	20	4	2	2	1	0	0	1	0	0	0	0
11:00 PM	32	0	22	7	1	2	0	0	0	0	0	0	0	0
Total	3226	7	2339	559	66	155	26	0	34	39	0	0	1	0
%		0.2	72.5	17.3	2.0	4.8	0.8	0.0	1.1	1.2	0.0	0.0	0.0	0.0

Town : Northborough
 Street : Bartlett Street
 Location : East of Lyman Street

Site: 2021055
 5/27/2021
 Thursday

Daily Classification

EB

Interval Start	Total	Motor Bikes	Cars & Trailers	2 Axle Long	Buses	2 Axle 6 Tire	3 Axle Single	4 Axle Single	<5 Axle Double	5 Axle Double	>6 Axle Double	<6 Axle Multi	6 Axle Multi	>6 Axle Multi
12:00 AM	18	0	12	3	0	1	0	0	0	1	0	0	1	0
1:00 AM	16	0	9	3	3	1	0	0	0	0	0	0	0	0
2:00 AM	14	0	9	1	1	1	1	0	1	0	0	0	0	0
3:00 AM	13	0	7	3	0	1	0	0	0	2	0	0	0	0
4:00 AM	50	0	30	10	3	3	2	0	2	0	0	0	0	0
5:00 AM	108	0	64	28	3	9	2	0	1	1	0	0	0	0
6:00 AM	199	0	126	41	9	16	1	0	3	3	0	0	0	0
7:00 AM	357	2	262	64	9	10	5	0	3	2	0	0	0	0
8:00 AM	311	0	227	60	5	13	5	0	0	1	0	0	0	0
9:00 AM	200	1	134	35	6	11	7	0	1	5	0	0	0	0
10:00 AM	140	0	86	30	3	9	8	0	2	2	0	0	0	0
11:00 AM	155	2	94	24	1	17	8	0	5	4	0	0	0	0
12:00 PM	184	0	117	36	5	12	5	1	3	5	0	0	0	0
1:00 PM	191	0	140	30	1	9	6	0	2	3	0	0	0	0
2:00 PM	245	2	186	30	2	15	6	0	2	2	0	0	0	0
3:00 PM	223	4	172	28	6	8	0	0	3	2	0	0	0	0
4:00 PM	217	3	172	23	3	11	0	0	3	2	0	0	0	0
5:00 PM	197	2	141	35	3	8	2	0	4	2	0	0	0	0
6:00 PM	138	0	106	23	0	7	0	0	2	0	0	0	0	0
7:00 PM	155	0	119	24	2	2	1	0	5	2	0	0	0	0
8:00 PM	90	0	71	14	0	2	0	0	1	2	0	0	0	0
9:00 PM	67	0	52	8	0	4	0	0	0	3	0	0	0	0
10:00 PM	58	0	47	4	3	2	1	0	1	0	0	0	0	0
11:00 PM	30	0	19	7	0	3	0	0	1	0	0	0	0	0
Total	3376	16	2402	564	68	175	60	1	45	44	0	0	1	0
%		0.5	71.1	16.7	2.0	5.2	1.8	0.0	1.3	1.3	0.0	0.0	0.0	0.0

Town : Northborough
 Street : Bartlett Street
 Location : East of Lyman Street

Site: 2021055
 5/28/2021
 Friday

Daily Classification

EB

Interval Start	Total	Motor Bikes	Cars & Trailers	2 Axle Long	Buses	2 Axle 6 Tire	3 Axle Single	4 Axle Single	<5 Axle Double	5 Axle Double	>6 Axle Double	<6 Axle Multi	6 Axle Multi	>6 Axle Multi
12:00 AM	32	0	24	4	0	2	1	0	0	0	0	0	1	0
1:00 AM	20	0	11	4	4	0	1	0	0	0	0	0	0	0
2:00 AM	6	0	5	1	0	0	0	0	0	0	0	0	0	0
3:00 AM	12	0	5	3	1	0	1	0	1	1	0	0	0	0
4:00 AM	53	0	33	12	1	4	0	0	1	2	0	0	0	0
5:00 AM	89	0	60	23	0	4	1	0	0	1	0	0	0	0
6:00 AM	180	2	104	37	10	17	3	0	3	4	0	0	0	0
7:00 AM	296	3	218	50	13	7	2	0	1	2	0	0	0	0
8:00 AM	282	1	201	53	6	11	5	0	0	5	0	0	0	0
9:00 AM	210	1	149	34	2	11	8	0	0	5	0	0	0	0
10:00 AM	134	1	87	27	1	9	4	0	3	2	0	0	0	0
11:00 AM	153	0	91	29	4	15	8	0	2	4	0	0	0	0
12:00 PM	184	0	123	37	3	6	11	2	1	1	0	0	0	0
1:00 PM	210	4	146	32	2	13	7	0	1	5	0	0	0	0
2:00 PM	251	1	189	37	1	13	6	0	2	2	0	0	0	0
3:00 PM	226	1	171	35	2	9	1	0	5	2	0	0	0	0
4:00 PM	148	0	112	24	1	9	1	0	0	1	0	0	0	0
5:00 PM	191	1	146	34	2	6	0	0	1	1	0	0	0	0
6:00 PM	135	2	106	19	2	4	0	0	1	1	0	0	0	0
7:00 PM	103	1	85	13	0	1	1	0	0	2	0	0	0	0
8:00 PM	71	0	55	12	1	2	0	0	0	1	0	0	0	0
9:00 PM	37	0	30	4	1	0	1	0	1	0	0	0	0	0
10:00 PM	32	0	25	0	3	1	2	0	0	1	0	0	0	0
11:00 PM	25	0	17	3	1	2	1	0	0	1	0	0	0	0
Total	3080	18	2193	527	61	146	65	2	23	44	0	0	1	0
%		0.6	71.2	17.1	2.0	4.7	2.1	0.1	0.7	1.4	0.0	0.0	0.0	0.0

Town : Northborough
 Street : Bartlett Street
 Location : East of Lyman Street

Site: 2021055
 5/29/2021
 Saturday

Daily Classification

EB

Interval Start	Total	Motor Bikes	Cars & Trailers	2 Axle Long	Buses	2 Axle 6 Tire	3 Axle Single	4 Axle Single	<5 Axle Double	5 Axle Double	>6 Axle Double	<6 Axle Multi	6 Axle Multi	>6 Axle Multi
12:00 AM	26	0	19	4	1	1	0	0	0	0	0	0	1	0
1:00 AM	13	0	6	4	3	0	0	0	0	0	0	0	0	0
2:00 AM	12	0	9	0	2	0	1	0	0	0	0	0	0	0
3:00 AM	3	0	2	0	0	0	0	0	0	1	0	0	0	0
4:00 AM	10	0	7	1	1	1	0	0	0	0	0	0	0	0
5:00 AM	22	0	15	3	0	2	0	0	0	2	0	0	0	0
6:00 AM	28	0	22	3	1	0	1	0	0	1	0	0	0	0
7:00 AM	55	0	36	11	3	4	0	0	0	1	0	0	0	0
8:00 AM	118	0	87	25	4	2	0	0	0	0	0	0	0	0
9:00 AM	83	0	68	12	0	3	0	0	0	0	0	0	0	0
10:00 AM	72	0	53	15	0	2	0	0	0	2	0	0	0	0
11:00 AM	82	0	61	14	0	5	0	0	0	1	0	0	1	0
12:00 PM	91	0	69	17	0	4	0	0	0	1	0	0	0	0
1:00 PM	99	0	81	14	1	1	1	0	1	0	0	0	0	0
2:00 PM	122	0	98	17	1	4	0	0	1	1	0	0	0	0
3:00 PM	90	0	72	16	0	1	0	0	1	0	0	0	0	0
4:00 PM	74	0	59	11	1	3	0	0	0	0	0	0	0	0
5:00 PM	79	0	56	19	0	3	0	0	0	1	0	0	0	0
6:00 PM	70	0	59	6	1	3	0	0	0	1	0	0	0	0
7:00 PM	69	0	53	15	0	0	0	0	0	1	0	0	0	0
8:00 PM	46	0	40	6	0	0	0	0	0	0	0	0	0	0
9:00 PM	26	1	19	4	1	0	1	0	0	0	0	0	0	0
10:00 PM	23	0	18	3	1	0	1	0	0	0	0	0	0	0
11:00 PM	18	0	15	1	1	1	0	0	0	0	0	0	0	0
Total	1331	1	1024	221	22	40	5	0	3	13	0	0	2	0
%		0.1	76.9	16.6	1.7	3.0	0.4	0.0	0.2	1.0	0.0	0.0	0.2	0.0

Town : Northborough
 Street : Bartlett Street
 Location : East of Lyman Street

Site: 2021055
 5/30/2021
 Sunday

Daily Classification

EB

Interval Start	Total	Motor Bikes	Cars & Trailers	2 Axle Long	Buses	2 Axle 6 Tire	3 Axle Single	4 Axle Single	<5 Axle Double	5 Axle Double	>6 Axle Double	<6 Axle Multi	6 Axle Multi	>6 Axle Multi
12:00 AM	10	0	5	4	0	0	0	0	0	1	0	0	0	0
1:00 AM	11	0	7	2	2	0	0	0	0	0	0	0	0	0
2:00 AM	10	0	7	0	1	1	1	0	0	0	0	0	0	0
3:00 AM	6	0	5	0	0	0	0	0	0	1	0	0	0	0
4:00 AM	3	0	2	0	1	0	0	0	0	0	0	0	0	0
5:00 AM	10	0	8	1	0	1	0	0	0	0	0	0	0	0
6:00 AM	13	0	12	1	0	0	0	0	0	0	0	0	0	0
7:00 AM	24	0	20	1	0	1	0	0	0	2	0	0	0	0
8:00 AM	56	0	42	12	1	0	1	0	0	0	0	0	0	0
9:00 AM	64	0	49	11	0	3	0	0	0	1	0	0	0	0
10:00 AM	60	0	49	6	0	3	1	0	0	0	0	0	1	0
11:00 AM	88	0	70	17	0	1	0	0	0	0	0	0	0	0
12:00 PM	82	0	67	12	0	0	1	0	0	2	0	0	0	0
1:00 PM	79	0	60	15	1	3	0	0	0	0	0	0	0	0
2:00 PM	93	0	72	17	0	3	0	0	0	1	0	0	0	0
3:00 PM	81	0	67	12	1	1	0	0	0	0	0	0	0	0
4:00 PM	40	0	34	5	0	1	0	0	0	0	0	0	0	0
5:00 PM	56	0	46	9	0	0	0	0	0	1	0	0	0	0
6:00 PM	50	0	39	9	0	1	0	0	0	1	0	0	0	0
7:00 PM	83	0	69	10	0	4	0	0	0	0	0	0	0	0
8:00 PM	46	0	38	5	0	1	0	0	0	2	0	0	0	0
9:00 PM	21	0	14	4	0	1	1	0	0	1	0	0	0	0
10:00 PM	26	0	22	1	1	1	1	0	0	0	0	0	0	0
11:00 PM	11	0	9	2	0	0	0	0	0	0	0	0	0	0
Total	1023	0	813	156	8	26	6	0	0	13	0	0	1	0
%		0.0	79.5	15.2	0.8	2.5	0.6	0.0	0.0	1.3	0.0	0.0	0.1	0.0

Town : Northborough
 Street : Bartlett Street
 Location : East of Lyman Street

Site: 2021055
 5/31/2021
 Monday

Daily Classification

EB

Interval Start	Total	Motor Bikes	Cars & Trailers	2 Axle Long	Buses	2 Axle 6 Tire	3 Axle Single	4 Axle Single	<5 Axle Double	5 Axle Double	>6 Axle Double	<6 Axle Multi	6 Axle Multi	>6 Axle Multi
12:00 AM	13	0	9	3	0	0	0	0	0	1	0	0	0	0
1:00 AM	8	0	5	1	1	0	0	0	0	1	0	0	0	0
2:00 AM	15	0	7	1	4	1	0	0	1	0	0	0	1	0
3:00 AM	4	0	2	1	1	0	0	0	0	0	0	0	0	0
4:00 AM	3	0	2	1	0	0	0	0	0	0	0	0	0	0
5:00 AM	15	0	9	4	0	1	0	0	0	0	0	0	1	0
6:00 AM	15	0	12	3	0	0	0	0	0	0	0	0	0	0
7:00 AM	30	0	19	5	1	4	0	0	0	1	0	0	0	0
8:00 AM	80	0	68	12	0	0	0	0	0	0	0	0	0	0
9:00 AM	63	0	46	17	0	0	0	0	0	0	0	0	0	0
10:00 AM	59	0	49	7	0	3	0	0	0	0	0	0	0	0
11:00 AM	58	0	43	12	0	3	0	0	0	0	0	0	0	0
12:00 PM	81	0	65	11	0	3	2	0	0	0	0	0	0	0
1:00 PM	94	0	77	13	0	3	0	0	1	0	0	0	0	0
2:00 PM	136	0	118	12	0	4	0	0	0	2	0	0	0	0
3:00 PM	94	0	73	19	0	1	0	0	1	0	0	0	0	0
4:00 PM	78	0	67	9	0	1	0	0	0	1	0	0	0	0
5:00 PM	80	0	64	13	0	2	1	0	0	0	0	0	0	0
6:00 PM	70	0	62	5	0	3	0	0	0	0	0	0	0	0
7:00 PM	91	0	75	12	0	2	1	0	0	1	0	0	0	0
8:00 PM	57	0	50	6	0	1	0	0	0	0	0	0	0	0
9:00 PM	27	0	22	2	0	1	1	0	0	1	0	0	0	0
10:00 PM	20	0	17	0	1	1	0	0	0	1	0	0	0	0
11:00 PM	20	0	14	4	0	0	0	0	0	1	0	0	1	0
Total	1211	0	975	173	8	34	5	0	3	10	0	0	3	0
%		0.0	80.5	14.3	0.7	2.8	0.4	0.0	0.2	0.8	0.0	0.0	0.2	0.0

Town : Northborough
 Street : Bartlett Street
 Location : East of Lyman Street

Site: 2021055
 6/1/2021
 Tuesday

Daily Classification

EB

Interval Start	Total	Motor Bikes	Cars & Trailers	2 Axle Long	Buses	2 Axle 6 Tire	3 Axle Single	4 Axle Single	<5 Axle Double	5 Axle Double	>6 Axle Double	<6 Axle Multi	6 Axle Multi	>6 Axle Multi
12:00 AM	13	0	9	0	1	0	1	0	0	1	0	0	1	0
1:00 AM	7	0	1	2	1	0	1	0	0	2	0	0	0	0
2:00 AM	12	0	8	0	2	0	0	0	0	1	0	0	1	0
3:00 AM	6	0	3	1	0	1	1	0	0	0	0	0	0	0
4:00 AM	50	0	35	10	1	2	1	0	1	0	0	0	0	0
5:00 AM	112	0	67	36	1	6	0	0	0	2	0	0	0	0
6:00 AM	225	1	148	41	13	13	2	0	4	3	0	0	0	0
7:00 AM	322	1	242	57	5	10	1	1	2	3	0	0	0	0
Total	747	2	513	147	24	32	7	1	7	12	0	0	2	0
%		0.3	68.7	19.7	3.2	4.3	0.9	0.1	0.9	1.6	0.0	0.0	0.3	0.0

Town : Northborough
 Street : Bartlett Street
 Location : East of Lyman Street

Site: 2021055

Speed Statistics Per Day

Combined Channels									
mph	Mon 5/17/2021	Tue 5/18/2021	Wed 5/19/2021	Thu 5/20/2021	Fri 5/21/2021	Sat 5/22/2021	Sun 5/23/2021	Mon 5/24/2021	Tue 5/25/2021
Count	3913	6451	6362	6432	6292	3529	2523	6190	6441
Minimum	10.2	10.0	10.0	10.0	10.4	10.5	11.0	10.1	10.0
Maximum	84.8	86.6	76.3	68.0	81.6	74.2	71.6	84.6	83.1
Average	38.0	37.9	38.1	38.1	38.1	39.3	39.7	37.8	38.1
Median	39.3	39.1	39.4	39.5	39.6	40.4	40.6	39.1	39.4
<u>Pace Range</u>	37.1 - 47.1	37.2 - 47.2	36.6 - 46.6	37.6 - 47.6	36.6 - 46.6	38.5 - 48.5	38.8 - 48.8	37.0 - 47.0	37.2 - 47.2
Count	1902	3129	3058	3079	3072	1688	1183	3059	3131
	49%	49%	48%	48%	49%	48%	47%	49%	49%
<u>Percentiles</u>									
10 %	27.4	27.2	27.5	27.3	27.5	28.5	28.7	27.3	27.7
15 %	29.1	29.0	29.5	29.2	29.2	30.2	30.1	29.1	29.4
50 %	39.3	39.1	39.4	39.5	39.6	40.4	40.6	39.1	39.4
85 %	45.8	45.9	46.2	46.3	45.9	47.2	47.8	45.6	46.0
90 %	47.0	47.2	47.4	47.6	47.4	48.6	49.4	47.0	47.3
<u>Speeds Exceeded</u>									
25	3701	6027	5982	6050	5925	3425	2460	5813	6075
	95%	93%	94%	94%	94%	97%	98%	94%	94%
35	2538	4186	4151	4162	4114	2430	1749	4017	4227
	65%	65%	65%	65%	65%	69%	69%	65%	66%
45	757	1247	1307	1307	1215	866	715	1081	1281
	19%	19%	21%	20%	19%	25%	28%	17%	20%
55	29	50	50	58	50	45	49	44	37
	1%	1%	1%	1%	1%	1%	2%	1%	1%
65	8	4	4	6	5	3	2	8	4
	0.2%	0.1%	0.1%	0.1%	0.1%	0.1%	0.1%	0.1%	0.1%
75	3	2	1	0	1	0	0	4	2
	0.1%	0.0%	0.0%	0%	0.0%	0%	0%	0.1%	0.0%

Town : Northborough
 Street : Bartlett Street
 Location : East of Lyman Street

Site: 2021055

Speed Statistics Per Day

mph	Combined Channels						
	Wed 5/26/2021	Thu 5/27/2021	Fri 5/28/2021	Sat 5/29/2021	Sun 5/30/2021	Mon 5/31/2021	Tue 6/1/2021
Count	6390	6785	6087	2605	1980	2400	1251
Minimum	10.2	10.3	10.0	11.7	11.9	11.8	10.2
Maximum	80.1	74.3	85.7	78.1	79.1	70.0	68.2
Average	38.0	37.8	38.1	38.8	39.2	39.6	39.0
Median	39.2	39.1	39.4	39.6	40.4	40.7	40.8
<u>Pace Range</u>	37.3 - 47.3	36.8 - 46.8	36.6 - 46.6	36.8 - 46.8	38.1 - 48.1	37.0 - 47.0	37.6 - 47.6
Count	3072	3265	3017	1243	922	1145	659
	48%	48%	50%	48%	47%	48%	53%
<u>Percentiles</u>							
10 %	27.3	27.0	27.6	28.3	28.0	29.1	28.0
15 %	29.1	29.0	29.5	30.0	29.8	30.5	29.6
50 %	39.2	39.1	39.4	39.6	40.4	40.6	40.7
85 %	46.0	45.8	45.8	46.5	47.3	47.5	46.7
90 %	47.3	47.3	47.3	48.1	48.9	48.9	48.3
<u>Speeds Exceeded</u>							
25	6010 94%	6319 93%	5736 94%	2516 97%	1923 97%	2337 97%	1180 94%
35	4151 65%	4363 64%	4012 66%	1745 67%	1325 67%	1673 70%	878 70%
45	1245 19%	1271 19%	1113 18%	561 22%	496 25%	638 27%	291 23%
55	53 1%	41 1%	45 1%	34 1%	32 2%	34 1%	22 2%
65	5 0.1%	3 0.0%	3 0.0%	2 0.1%	4 0.2%	2 0.1%	2 0.2%
75	1 0.0%	0 0%	1 0.0%	1 0.0%	1 0.1%	0 0%	0 0%

Town : Northborough
 Street : Bartlett Street
 Location : East of Lyman Street

Site: 2021055

Weekly Volume

Interval Start	Mon 5/17/2021		Tue 5/18/2021		Wed 5/19/2021		Thu 5/20/2021		Fri 5/21/2021		Sat 5/22/2021		Sun 5/23/2021		Mon - Fri Average		Weekly Average	
	WB	EB	WB	EB	WB	EB	WB	EB	WB	EB	WB	EB	WB	EB	WB	EB	WB	EB
12:00 AM	-	-	52	16	58	20	41	27	37	29	53	25	35	14	47.0	23.0	46.0	21.8
1:00 AM	-	-	29	18	28	14	43	19	48	9	24	18	14	5	37.0	15.0	31.0	13.8
2:00 AM	-	-	14	13	10	14	19	15	15	7	13	13	9	8	14.5	12.3	13.3	11.7
3:00 AM	-	-	11	15	14	15	10	12	14	15	10	5	4	1	12.3	14.3	10.5	10.5
4:00 AM	-	-	22	47	26	45	25	46	20	53	14	16	13	2	23.3	47.8	20.0	34.8
5:00 AM	-	-	35	117	49	118	44	115	44	102	14	30	11	13	43.0	113.0	32.8	82.5
6:00 AM	-	-	130	191	137	199	135	193	135	192	52	50	22	20	134.3	193.8	101.8	140.8
7:00 AM	-	-	212	343	216	357	211	339	246	292	42	83	33	33	221.3	332.8	160.0	241.2
8:00 AM	-	-	148	294	138	331	136	290	138	303	87	136	45	60	140.0	304.5	115.3	235.7
9:00 AM	-	-	109	207	95	173	102	179	139	197	85	110	60	80	111.3	189.0	98.3	157.7
10:00 AM	35	32	140	140	119	151	119	150	128	144	104	119	84	87	126.5	146.3	115.7	131.8
11:00 AM	131	125	140	138	124	132	154	145	156	132	120	112	99	61	141.0	134.4	132.0	120.7
12:00 PM	149	165	194	192	183	157	190	179	200	172	104	119	81	101	183.2	173.0	157.3	155.0
1:00 PM	188	164	212	191	183	179	197	192	191	174	145	129	116	123	194.2	180.0	176.0	164.6
2:00 PM	217	280	228	272	218	258	227	240	233	255	142	154	115	114	224.6	261.0	197.1	224.7
3:00 PM	302	202	312	189	288	212	288	222	277	204	106	128	91	98	293.4	205.8	237.7	179.3
4:00 PM	330	179	314	192	310	184	336	208	322	196	103	117	87	86	322.4	191.8	257.4	166.0
5:00 PM	318	174	327	195	326	209	316	180	272	188	86	110	69	89	311.8	189.2	244.9	163.6
6:00 PM	177	127	212	135	176	137	187	158	157	135	114	94	54	69	181.8	138.4	153.9	122.1
7:00 PM	170	147	142	159	204	136	176	131	148	132	90	91	81	85	168.0	141.0	144.4	125.9
8:00 PM	81	83	91	88	87	100	93	105	95	83	49	67	54	54	89.4	91.8	78.6	82.9
9:00 PM	54	43	63	34	60	42	50	55	57	54	54	53	31	27	56.8	45.6	52.7	44.0
10:00 PM	30	30	33	31	39	30	37	30	41	33	39	21	22	31	36.0	30.8	34.4	29.4
11:00 PM	27	20	30	34	36	25	39	27	40	38	47	32	25	7	34.4	28.8	34.9	26.1
Totals	2209	1771	3200	3251	3124	3238	3175	3257	3153	3139	1697	1832	1255	1268	3147.3	3203.1	2646.1	2686.6
Combined	3980		6451		6362		6432		6292		3529		2523		6350.4		5332.7	
Split (%)	55.5	44.5	49.6	50.4	49.1	50.9	49.4	50.6	50.1	49.9	48.1	51.9	49.7	50.3	49.6	50.4	49.6	50.4

Peak Hours

12:00 AM - 12:00 PM	11:00 AM	11:00 AM	6:30 AM	7:15 AM	6:45 AM	7:15 AM	6:30 AM	7:15 AM	6:45 AM	7:30 AM	11:00 AM	8:15 AM	10:45 AM	9:45 AM	6:30 AM	7:15 AM	6:30 AM	7:15 AM
Volume	131	125	213	377	244	387	233	372	264	345	120	151	105	94	234.5	366.8	168.2	266.7
Factor	0.82	0.87	0.56	0.89	0.60	0.87	0.51	0.91	0.56	0.94	0.86	0.88	0.91	0.90	0.55	0.91	0.57	0.91
12:00 PM - 12:00 AM	4:30 PM	2:00 PM	4:30 PM	1:45 PM	4:30 PM	2:15 PM	4:15 PM	1:45 PM	3:45 PM	1:45 PM	1:30 PM	2:00 PM	1:15 PM	1:15 PM	4:30 PM	1:45 PM	4:30 PM	1:45 PM
Volume	360	280	360	277	347	260	347	254	339	256	157	154	127	141	345.4	261.8	272.1	226.6
Factor	0.91	0.83	0.81	0.83	0.85	0.89	0.81	0.93	0.86	0.79	0.89	0.88	0.84	0.82	0.86	0.90	0.88	0.89

Town : Northborough
 Street : Bartlett Street
 Location : East of Lyman Street

Site: 2021055

Weekly Volume

Interval Start	Mon 5/24/2021		Tue 5/25/2021		Wed 5/26/2021		Thu 5/27/2021		Fri 5/28/2021		Sat 5/29/2021		Sun 5/30/2021		Mon - Fri Average		Weekly Average	
	WB	EB	WB	EB	WB	EB	WB	EB	WB	EB	WB	EB	WB	EB	WB	EB	WB	EB
12:00 AM	48	10	26	21	63	22	49	18	43	32	24	26	35	10	45.8	20.6	41.1	19.9
1:00 AM	25	8	52	14	28	12	29	16	29	20	46	13	23	11	32.6	14.0	33.1	13.4
2:00 AM	6	11	13	12	14	14	16	14	25	6	15	12	9	10	14.8	11.4	14.0	11.3
3:00 AM	9	15	9	14	9	15	14	13	15	12	6	3	10	6	11.2	13.8	10.3	11.1
4:00 AM	12	55	24	53	21	53	25	50	26	53	14	10	11	3	21.6	52.8	19.0	39.6
5:00 AM	36	103	46	126	44	100	45	108	46	89	13	22	9	10	43.4	105.2	34.1	79.7
6:00 AM	129	204	126	211	121	197	165	199	121	180	45	28	16	13	132.4	198.2	103.3	147.4
7:00 AM	193	319	195	329	240	336	241	357	200	296	46	55	24	24	213.8	327.4	162.7	245.1
8:00 AM	138	307	132	328	142	307	158	311	135	282	51	118	35	56	141.0	307.0	113.0	244.1
9:00 AM	99	189	116	199	99	190	124	200	101	210	70	83	36	64	107.8	197.6	92.1	162.1
10:00 AM	148	169	114	123	111	144	126	140	126	134	99	72	50	60	125.0	142.0	110.6	120.3
11:00 AM	122	132	151	130	159	134	179	155	160	153	90	82	71	88	154.2	140.8	133.1	124.9
12:00 PM	168	192	164	154	184	184	178	184	169	184	83	91	61	82	172.6	179.6	143.9	153.0
1:00 PM	159	175	214	200	200	183	198	191	239	210	89	99	70	79	202.0	191.8	167.0	162.4
2:00 PM	225	225	232	246	242	238	239	245	277	251	94	122	77	93	243.0	241.0	198.0	202.9
3:00 PM	287	202	276	229	275	217	282	223	325	226	77	90	65	81	289.0	219.4	226.7	181.1
4:00 PM	333	187	350	190	344	214	335	217	286	148	82	74	66	40	329.6	191.2	256.6	152.9
5:00 PM	320	175	344	190	309	179	337	197	223	191	66	79	53	56	306.6	186.4	236.0	152.4
6:00 PM	195	127	204	175	181	138	213	138	145	135	64	70	57	50	187.6	142.6	151.3	119.0
7:00 PM	196	153	164	139	178	159	211	155	149	103	105	69	81	83	179.6	141.8	154.9	123.0
8:00 PM	68	90	78	99	78	88	101	90	63	71	34	46	36	46	77.6	87.6	65.4	75.7
9:00 PM	52	43	57	45	61	39	67	67	37	37	24	26	22	21	54.8	46.2	45.7	39.7
10:00 PM	35	38	43	34	31	31	43	58	35	32	20	23	23	26	37.4	38.6	32.9	34.6
11:00 PM	30	28	26	24	30	32	34	30	32	25	17	18	17	11	30.4	27.8	26.6	24.0
Totals	3033	3157	3156	3285	3164	3226	3409	3376	3007	3080	1274	1331	957	1023	3153.8	3224.8	2571.4	2639.7
Combined	6190		6441		6390		6785		6087		2605		1980		6378.6		5211.1	
Split (%)	49.0	51.0	49.0	51.0	49.5	50.5	50.2	49.8	49.4	50.6	48.9	51.1	48.3	51.7	49.4	50.6	49.3	50.7

Peak Hours

12:00 AM - 12:00 PM	6:45 AM	7:15 AM	6:45 AM	7:30 AM	6:30 AM	7:30 AM	6:15 AM	7:15 AM	6:30 AM	7:30 AM	10:15 AM	8:00 AM	11:00 AM	11:00 AM	6:45 AM	7:30 AM	6:45 AM	7:30 AM
Volume	231	363	215	376	252	382	262	377	201	315	104	118	71	88	228.4	359.6	171.9	272.7
Factor	0.62	0.93	0.56	0.89	0.49	0.87	0.57	0.90	0.55	0.88	0.90	0.70	0.74	0.81	0.55	0.91	0.55	0.92
12:00 PM - 12:00 AM	4:30 PM	1:45 PM	4:30 PM	1:45 PM	4:15 PM	2:15 PM	4:30 PM	1:45 PM	3:30 PM	1:45 PM	1:45 PM	1:45 PM	6:45 PM	1:45 PM	4:30 PM	1:45 PM	4:15 PM	1:45 PM
Volume	334	241	370	254	364	240	378	268	329	255	110	131	93	93	341.8	250.6	263.1	211.0
Factor	0.86	0.80	0.90	0.91	0.88	0.94	0.89	0.89	0.87	0.90	0.72	0.89	0.61	0.93	0.93	0.96	0.94	0.97

Town : Northborough
 Street : Bartlett Street
 Location : East of Lyman Street

Site: 2021055

Weekly Volume

Interval Start	Mon 5/31/2021		Tue 6/1/2021		Wed 6/2/2021		Thu 6/3/2021		Fri 6/4/2021		Sat 6/5/2021		Sun 6/6/2021		Mon - Fri Average		Weekly Average	
	WB	EB	WB	EB	WB	EB	WB	EB	WB	EB	WB	EB	WB	EB	WB	EB	WB	EB
12:00 AM	40	13	57	13	-	-	-	-	-	-	-	-	-	-	48.5	13.0	48.5	13.0
1:00 AM	25	8	24	7	-	-	-	-	-	-	-	-	-	-	24.5	7.5	24.5	7.5
2:00 AM	7	15	9	12	-	-	-	-	-	-	-	-	-	-	8.0	13.5	8.0	13.5
3:00 AM	9	4	11	6	-	-	-	-	-	-	-	-	-	-	10.0	5.0	10.0	5.0
4:00 AM	15	3	22	50	-	-	-	-	-	-	-	-	-	-	18.5	26.5	18.5	26.5
5:00 AM	9	15	42	112	-	-	-	-	-	-	-	-	-	-	25.5	63.5	25.5	63.5
6:00 AM	23	15	101	225	-	-	-	-	-	-	-	-	-	-	62.0	120.0	62.0	120.0
7:00 AM	23	30	238	322	-	-	-	-	-	-	-	-	-	-	130.5	176.0	130.5	176.0
8:00 AM	37	80	-	-	-	-	-	-	-	-	-	-	-	-	37.0	80.0	37.0	80.0
9:00 AM	49	63	-	-	-	-	-	-	-	-	-	-	-	-	49.0	63.0	49.0	63.0
10:00 AM	63	59	-	-	-	-	-	-	-	-	-	-	-	-	63.0	59.0	63.0	59.0
11:00 AM	70	58	-	-	-	-	-	-	-	-	-	-	-	-	70.0	58.0	70.0	58.0
12:00 PM	65	81	-	-	-	-	-	-	-	-	-	-	-	-	65.0	81.0	65.0	81.0
1:00 PM	100	94	-	-	-	-	-	-	-	-	-	-	-	-	100.0	94.0	100.0	94.0
2:00 PM	115	136	-	-	-	-	-	-	-	-	-	-	-	-	115.0	136.0	115.0	136.0
3:00 PM	82	94	-	-	-	-	-	-	-	-	-	-	-	-	82.0	94.0	82.0	94.0
4:00 PM	94	78	-	-	-	-	-	-	-	-	-	-	-	-	94.0	78.0	94.0	78.0
5:00 PM	74	80	-	-	-	-	-	-	-	-	-	-	-	-	74.0	80.0	74.0	80.0
6:00 PM	85	70	-	-	-	-	-	-	-	-	-	-	-	-	85.0	70.0	85.0	70.0
7:00 PM	88	91	-	-	-	-	-	-	-	-	-	-	-	-	88.0	91.0	88.0	91.0
8:00 PM	46	57	-	-	-	-	-	-	-	-	-	-	-	-	46.0	57.0	46.0	57.0
9:00 PM	23	27	-	-	-	-	-	-	-	-	-	-	-	-	23.0	27.0	23.0	27.0
10:00 PM	27	20	-	-	-	-	-	-	-	-	-	-	-	-	27.0	20.0	27.0	20.0
11:00 PM	20	20	-	-	-	-	-	-	-	-	-	-	-	-	20.0	20.0	20.0	20.0
Totals	1189	1211	504	747	0	0	0	0	0	0	0	0	0	0	1365.5	1533.0	1365.5	1533.0
Combined	2400		1251		0		0		0		0		0		2898.5		2898.5	
Split (%)	49.5	50.5	40.3	59.7	-	-	-	-	-	-	-	-	-	-	47.1	52.9	47.1	52.9

Peak Hours

12:00 AM - 12:00 PM	11:00 AM	8:15 AM	6:45 AM	7:00 AM	-	-	-	-	-	-	-	-	-	-	6:45 AM	7:00 AM	6:45 AM	7:00 AM
Volume	70	83	240	322	-	-	-	-	-	-	-	-	-	-	131.5	176.0	131.5	176.0
Factor	0.83	0.69	0.50	0.82	-	-	-	-	-	-	-	-	-	-	0.51	0.86	0.51	0.86
12:00 PM - 12:00 AM	6:45 PM	1:45 PM	-	-	-	-	-	-	-	-	-	-	-	-	6:45 PM	1:45 PM	6:45 PM	1:45 PM
Volume	118	137	-	-	-	-	-	-	-	-	-	-	-	-	118.0	137.0	118.0	137.0
Factor	0.61	0.80	-	-	-	-	-	-	-	-	-	-	-	-	0.61	0.80	0.61	0.80

Town : Northborough
 Road : Bartlett Street
 Location : West of Cedar Hill

Site: 2021054
 5/17/2021
 Monday

Daily Classification

Combined Channels

Interval Start	Total	Motor Bikes	Cars & Trailers	2 Axle Long	Buses	2 Axle 6 Tire	3 Axle Single	4 Axle Single	<5 Axle Double	5 Axle Double	>6 Axle Double	<6 Axle Multi	6 Axle Multi	>6 Axle Multi
12:00 AM	-	-	-	-	-	-	-	-	-	-	-	-	-	-
1:00 AM	-	-	-	-	-	-	-	-	-	-	-	-	-	-
2:00 AM	-	-	-	-	-	-	-	-	-	-	-	-	-	-
3:00 AM	-	-	-	-	-	-	-	-	-	-	-	-	-	-
4:00 AM	-	-	-	-	-	-	-	-	-	-	-	-	-	-
5:00 AM	-	-	-	-	-	-	-	-	-	-	-	-	-	-
6:00 AM	-	-	-	-	-	-	-	-	-	-	-	-	-	-
7:00 AM	-	-	-	-	-	-	-	-	-	-	-	-	-	-
8:00 AM	-	-	-	-	-	-	-	-	-	-	-	-	-	-
9:00 AM	-	-	-	-	-	-	-	-	-	-	-	-	-	-
10:00 AM	292	7	150	44	37	32	2	0	13	7	0	0	0	0
11:00 AM	279	2	183	34	9	29	1	0	12	8	1	0	0	0
12:00 PM	312	1	206	47	15	31	0	0	5	7	0	0	0	0
1:00 PM	395	1	259	67	16	32	1	0	7	12	0	0	0	0
2:00 PM	511	5	375	65	9	43	1	0	6	7	0	0	0	0
3:00 PM	527	5	358	81	22	40	2	0	6	13	0	0	0	0
4:00 PM	546	7	360	80	25	38	3	0	16	16	1	0	0	0
5:00 PM	530	6	363	83	19	29	2	0	20	8	0	0	0	0
6:00 PM	331	1	213	47	13	23	1	0	19	14	0	0	0	0
7:00 PM	357	0	267	26	14	19	4	0	16	11	0	0	0	0
8:00 PM	210	3	126	23	24	11	0	0	6	16	0	1	0	0
9:00 PM	156	3	74	16	28	6	5	0	5	16	0	3	0	0
10:00 PM	111	2	46	12	21	1	3	0	3	20	0	3	0	0
11:00 PM	92	3	32	4	30	1	1	0	3	18	0	0	0	0
Total	4649	46	3012	629	282	335	26	0	137	173	2	7	0	0
%		1.0	64.8	13.5	6.1	7.2	0.6	0.0	2.9	3.7	0.0	0.2	0.0	0.0

Town : Northborough
 Road : Bartlett Street
 Location : West of Cedar Hill

Site: 2021054
 5/18/2021
 Tuesday

Daily Classification

Combined Channels

Interval Start	Total	Motor Bikes	Cars & Trailers	2 Axle Long	Buses	2 Axle 6 Tire	3 Axle Single	4 Axle Single	<5 Axle Double	5 Axle Double	>6 Axle Double	<6 Axle Multi	6 Axle Multi	>6 Axle Multi
12:00 AM	100	0	43	4	32	3	1	0	3	13	0	1	0	0
1:00 AM	117	4	29	7	53	4	2	0	7	11	0	0	0	0
2:00 AM	113	2	29	5	54	4	1	0	4	12	0	2	0	0
3:00 AM	87	1	31	6	32	2	1	0	1	13	0	0	0	0
4:00 AM	110	5	43	13	16	12	3	0	1	16	0	1	0	0
5:00 AM	202	1	107	28	20	21	2	0	7	13	0	3	0	0
6:00 AM	359	5	228	46	35	21	0	0	11	10	0	3	0	0
7:00 AM	628	9	425	102	33	37	2	1	14	4	0	1	0	0
8:00 AM	485	6	317	80	15	28	2	1	20	11	2	3	0	0
9:00 AM	334	4	211	44	22	26	1	0	16	10	0	0	0	0
10:00 AM	332	4	164	51	36	32	0	0	30	15	0	0	0	0
11:00 AM	311	3	184	54	15	30	0	0	18	7	0	0	0	0
12:00 PM	398	11	251	58	21	33	2	0	7	14	1	0	0	0
1:00 PM	415	3	279	70	12	26	1	1	7	16	0	0	0	0
2:00 PM	525	8	359	80	17	43	1	0	7	10	0	0	0	0
3:00 PM	510	3	361	78	15	37	2	0	3	11	0	0	0	0
4:00 PM	527	2	382	81	5	38	2	0	8	9	0	0	0	0
5:00 PM	586	3	406	100	13	29	1	0	22	12	0	0	0	0
6:00 PM	386	3	263	52	7	10	2	0	29	20	0	0	0	0
7:00 PM	328	0	214	48	17	18	2	0	15	14	0	0	0	0
8:00 PM	217	1	149	28	11	4	0	0	6	15	0	3	0	0
9:00 PM	149	1	80	12	14	7	3	0	7	19	0	6	0	0
10:00 PM	115	0	53	6	19	2	6	0	9	17	0	3	0	0
11:00 PM	96	2	43	4	15	1	2	0	3	24	0	1	1	0
Total	7430	81	4651	1057	529	468	39	3	255	316	3	27	1	0
%		1.1	62.6	14.2	7.1	6.3	0.5	0.0	3.4	4.3	0.0	0.4	0.0	0.0

Town : Northborough
 Road : Bartlett Street
 Location : West of Cedar Hill

Site: 2021054
 5/19/2021
 Wednesday

Daily Classification

Combined Channels

Interval Start	Total	Motor Bikes	Cars & Trailers	2 Axle Long	Buses	2 Axle 6 Tire	3 Axle Single	4 Axle Single	<5 Axle Double	5 Axle Double	>6 Axle Double	<6 Axle Multi	6 Axle Multi	>6 Axle Multi
12:00 AM	100	1	39	5	26	3	1	0	4	18	0	3	0	0
1:00 AM	122	0	35	8	45	4	3	0	5	19	0	3	0	0
2:00 AM	111	0	23	2	61	5	0	0	0	16	1	3	0	0
3:00 AM	99	0	39	3	20	4	4	0	3	24	0	2	0	0
4:00 AM	112	1	44	12	9	12	3	0	8	21	0	2	0	0
5:00 AM	206	0	100	35	13	27	4	0	7	15	0	5	0	0
6:00 AM	382	5	227	55	31	29	2	0	12	18	0	3	0	0
7:00 AM	653	11	440	107	19	35	3	0	19	16	0	3	0	0
8:00 AM	487	7	327	80	14	33	4	0	9	11	0	2	0	0
9:00 AM	302	6	173	45	14	35	1	1	14	13	0	0	0	0
10:00 AM	330	2	162	55	22	28	1	0	40	20	0	0	0	0
11:00 AM	284	1	171	54	12	20	3	1	13	9	0	0	0	0
12:00 PM	328	3	222	53	8	23	2	0	7	10	0	0	0	0
1:00 PM	374	1	258	58	13	30	2	0	5	7	0	0	0	0
2:00 PM	485	3	347	61	19	37	1	0	7	9	1	0	0	0
3:00 PM	516	2	359	80	12	36	1	1	9	15	1	0	0	0
4:00 PM	525	4	362	79	16	38	4	0	13	9	0	0	0	0
5:00 PM	582	4	421	75	12	39	1	0	17	13	0	0	0	0
6:00 PM	371	1	227	40	14	26	5	0	39	18	0	1	0	0
7:00 PM	335	3	245	27	9	15	4	0	15	15	0	2	0	0
8:00 PM	214	4	141	26	4	8	2	0	6	18	0	5	0	0
9:00 PM	134	1	73	15	2	1	4	0	2	28	0	8	0	0
10:00 PM	100	0	50	3	10	0	2	0	6	28	0	1	0	0
11:00 PM	103	1	46	5	15	2	3	0	2	27	0	1	1	0
Total	7255	61	4531	983	420	490	60	3	262	397	3	44	1	0
%		0.8	62.5	13.5	5.8	6.8	0.8	0.0	3.6	5.5	0.0	0.6	0.0	0.0

Town : Northborough
 Road : Bartlett Street
 Location : West of Cedar Hill

Site: 2021054
 5/20/2021
 Thursday

Daily Classification

Combined Channels

Interval Start	Total	Motor Bikes	Cars & Trailers	2 Axle Long	Buses	2 Axle 6 Tire	3 Axle Single	4 Axle Single	<5 Axle Double	5 Axle Double	>6 Axle Double	<6 Axle Multi	6 Axle Multi	>6 Axle Multi
12:00 AM	99	1	38	7	18	3	4	0	2	23	0	2	1	0
1:00 AM	131	0	46	6	45	6	0	0	1	26	0	0	1	0
2:00 AM	100	0	24	4	52	4	0	0	1	12	0	3	0	0
3:00 AM	86	1	28	3	22	2	5	0	1	23	0	1	0	0
4:00 AM	99	0	36	15	5	9	3	0	1	29	0	1	0	0
5:00 AM	212	0	108	29	14	25	7	0	6	16	0	7	0	0
6:00 AM	383	3	238	56	29	22	3	0	10	17	0	5	0	0
7:00 AM	604	18	401	90	27	35	1	0	16	15	0	1	0	0
8:00 AM	446	8	291	81	12	34	1	0	6	11	0	2	0	0
9:00 AM	328	8	195	52	15	24	1	0	18	14	0	1	0	0
10:00 AM	302	2	167	50	21	21	3	0	30	8	0	0	0	0
11:00 AM	310	1	195	59	17	21	0	0	11	6	0	0	0	0
12:00 PM	352	4	241	57	8	21	1	0	12	7	0	1	0	0
1:00 PM	387	3	272	63	16	16	2	0	6	9	0	0	0	0
2:00 PM	494	3	342	69	5	47	0	0	9	18	0	1	0	0
3:00 PM	531	2	365	94	12	36	1	0	9	11	0	1	0	0
4:00 PM	559	3	392	95	14	30	0	0	15	10	0	0	0	0
5:00 PM	545	1	367	91	9	30	2	0	25	20	0	0	0	0
6:00 PM	394	2	256	53	9	28	3	0	23	20	0	0	0	0
7:00 PM	313	3	226	31	6	13	0	0	19	13	0	2	0	0
8:00 PM	223	2	137	34	8	14	2	0	7	16	0	3	0	0
9:00 PM	154	1	88	18	9	6	4	0	1	19	0	8	0	0
10:00 PM	93	0	45	4	12	2	0	0	7	21	0	2	0	0
11:00 PM	90	0	43	6	9	3	0	0	2	25	0	1	1	0
Total	7235	66	4541	1067	394	452	43	0	238	389	0	42	3	0
%		0.9	62.8	14.7	5.4	6.2	0.6	0.0	3.3	5.4	0.0	0.6	0.0	0.0

Town : Northborough
 Road : Bartlett Street
 Location : West of Cedar Hill

Site: 2021054
 5/21/2021
 Friday

Daily Classification

Combined Channels

Interval Start	Total	Motor Bikes	Cars & Trailers	2 Axle Long	Buses	2 Axle 6 Tire	3 Axle Single	4 Axle Single	<5 Axle Double	5 Axle Double	>6 Axle Double	<6 Axle Multi	6 Axle Multi	>6 Axle Multi
12:00 AM	84	0	28	7	16	2	7	0	2	21	0	1	0	0
1:00 AM	126	0	38	1	49	3	4	0	2	25	0	4	0	0
2:00 AM	103	0	22	5	47	4	1	0	1	19	0	4	0	0
3:00 AM	91	2	28	4	27	3	5	0	0	20	0	2	0	0
4:00 AM	108	0	43	18	3	12	1	0	9	21	0	1	0	0
5:00 AM	166	0	87	29	8	15	4	0	6	12	0	5	0	0
6:00 AM	372	5	237	47	23	25	0	0	8	19	0	8	0	0
7:00 AM	591	3	403	88	22	29	5	0	15	22	0	4	0	0
8:00 AM	444	1	304	73	16	28	0	0	13	7	0	2	0	0
9:00 AM	335	0	203	59	14	25	1	0	23	10	0	0	0	0
10:00 AM	305	1	172	49	12	30	3	0	27	11	0	0	0	0
11:00 AM	301	2	180	62	7	25	2	0	16	7	0	0	0	0
12:00 PM	379	2	243	73	8	29	2	0	8	14	0	0	0	0
1:00 PM	384	1	251	58	13	41	1	0	10	9	0	0	0	0
2:00 PM	497	2	349	73	14	37	1	0	9	12	0	0	0	0
3:00 PM	520	7	369	77	20	25	5	0	10	7	0	0	0	0
4:00 PM	528	2	385	74	7	25	2	0	21	12	0	0	0	0
5:00 PM	501	4	341	75	9	29	2	0	21	19	0	1	0	0
6:00 PM	332	3	224	38	8	25	5	0	18	11	0	0	0	0
7:00 PM	279	4	203	24	7	10	2	0	14	14	0	1	0	0
8:00 PM	194	2	133	22	3	4	2	0	9	15	0	4	0	0
9:00 PM	165	0	98	14	7	4	3	0	4	26	0	8	1	0
10:00 PM	97	0	59	2	7	6	1	0	7	11	0	4	0	0
11:00 PM	96	0	51	6	12	4	3	0	3	16	0	0	1	0
Total	6998	41	4451	978	359	440	62	0	256	360	0	49	2	0
%		0.6	63.6	14.0	5.1	6.3	0.9	0.0	3.7	5.1	0.0	0.7	0.0	0.0

Town : Northborough
 Road : Bartlett Street
 Location : West of Cedar Hill

Site: 2021054
 5/22/2021
 Saturday

Daily Classification

Combined Channels

Interval Start	Total	Motor Bikes	Cars & Trailers	2 Axle Long	Buses	2 Axle 6 Tire	3 Axle Single	4 Axle Single	<5 Axle Double	5 Axle Double	>6 Axle Double	<6 Axle Multi	6 Axle Multi	>6 Axle Multi
12:00 AM	88	0	38	12	17	2	1	0	1	16	0	0	1	0
1:00 AM	116	1	29	3	58	3	1	0	4	16	0	1	0	0
2:00 AM	86	0	20	6	32	7	1	0	1	17	0	2	0	0
3:00 AM	90	1	30	7	19	0	1	0	2	23	0	5	2	0
4:00 AM	71	0	33	6	4	4	1	0	2	19	0	2	0	0
5:00 AM	86	0	44	9	3	5	3	0	2	15	0	5	0	0
6:00 AM	142	2	91	10	5	3	0	0	6	22	0	3	0	0
7:00 AM	142	2	86	25	2	6	2	0	5	12	0	2	0	0
8:00 AM	221	1	158	35	6	7	0	0	2	11	0	1	0	0
9:00 AM	203	2	148	23	4	15	0	0	1	9	0	1	0	0
10:00 AM	224	0	151	37	2	19	4	0	1	10	0	0	0	0
11:00 AM	236	2	176	36	1	13	3	0	2	3	0	0	0	0
12:00 PM	212	0	163	24	2	17	1	0	0	5	0	0	0	0
1:00 PM	278	0	218	34	4	14	0	0	2	6	0	0	0	0
2:00 PM	295	2	217	46	5	18	3	0	2	2	0	0	0	0
3:00 PM	223	0	177	29	1	4	1	0	2	8	0	1	0	0
4:00 PM	240	1	190	30	1	10	1	0	0	7	0	0	0	0
5:00 PM	208	1	160	22	2	8	3	0	1	11	0	0	0	0
6:00 PM	217	0	156	34	4	8	0	0	1	14	0	0	0	0
7:00 PM	187	1	141	27	2	3	2	0	5	6	0	0	0	0
8:00 PM	139	2	84	21	4	5	3	0	5	15	0	0	0	0
9:00 PM	120	0	83	16	3	3	5	0	0	10	0	0	0	0
10:00 PM	93	1	50	9	8	4	6	0	1	14	0	0	0	0
11:00 PM	90	0	57	9	9	1	4	0	0	9	0	1	0	0
Total	4007	19	2700	510	198	179	46	0	48	280	0	24	3	0
%		0.5	67.4	12.7	4.9	4.5	1.1	0.0	1.2	7.0	0.0	0.6	0.1	0.0

Town : Northborough
 Road : Bartlett Street
 Location : West of Cedar Hill

Site: 2021054
 5/23/2021
 Sunday

Daily Classification

Combined Channels

Interval Start	Total	Motor Bikes	Cars & Trailers	2 Axle Long	Buses	2 Axle 6 Tire	3 Axle Single	4 Axle Single	<5 Axle Double	5 Axle Double	>6 Axle Double	<6 Axle Multi	6 Axle Multi	>6 Axle Multi
12:00 AM	73	0	35	3	15	2	1	0	0	17	0	0	0	0
1:00 AM	81	0	20	3	32	3	5	0	1	17	0	0	0	0
2:00 AM	49	0	12	2	19	3	2	0	0	11	0	0	0	0
3:00 AM	44	0	19	2	7	2	0	0	2	12	0	0	0	0
4:00 AM	28	0	15	2	1	1	2	0	1	6	0	0	0	0
5:00 AM	62	0	40	11	1	3	2	0	0	5	0	0	0	0
6:00 AM	71	0	43	7	3	0	3	0	2	13	0	0	0	0
7:00 AM	83	1	63	6	1	4	1	0	0	7	0	0	0	0
8:00 AM	119	0	85	22	3	5	1	0	0	3	0	0	0	0
9:00 AM	137	3	106	16	1	7	1	0	0	3	0	0	0	0
10:00 AM	183	0	137	31	1	3	0	0	2	9	0	0	0	0
11:00 AM	163	0	127	22	2	5	1	0	2	4	0	0	0	0
12:00 PM	185	0	131	30	0	16	3	0	1	4	0	0	0	0
1:00 PM	237	0	186	26	1	14	1	0	0	9	0	0	0	0
2:00 PM	243	0	195	25	1	6	3	0	1	12	0	0	0	0
3:00 PM	192	0	144	28	0	14	0	0	0	6	0	0	0	0
4:00 PM	177	0	123	36	2	8	1	0	0	5	0	0	2	0
5:00 PM	167	0	122	21	0	13	1	0	1	9	0	0	0	0
6:00 PM	136	2	107	13	1	5	1	0	0	7	0	0	0	0
7:00 PM	174	0	127	18	3	3	3	0	6	14	0	0	0	0
8:00 PM	117	0	83	11	0	4	2	0	0	17	0	0	0	0
9:00 PM	73	0	43	6	4	3	2	0	0	15	0	0	0	0
10:00 PM	69	0	38	7	3	1	2	0	1	17	0	0	0	0
11:00 PM	61	0	32	2	8	1	1	0	0	17	0	0	0	0
Total	2924	6	2033	350	109	126	39	0	20	239	0	0	2	0
%		0.2	69.5	12.0	3.7	4.3	1.3	0.0	0.7	8.2	0.0	0.0	0.1	0.0

Town : Northborough
 Road : Bartlett Street
 Location : West of Cedar Hill

Site: 2021054
 5/24/2021
 Monday

Daily Classification

Combined Channels

Interval Start	Total	Motor Bikes	Cars & Trailers	2 Axle Long	Buses	2 Axle 6 Tire	3 Axle Single	4 Axle Single	<5 Axle Double	5 Axle Double	>6 Axle Double	<6 Axle Multi	6 Axle Multi	>6 Axle Multi
12:00 AM	56	0	23	1	17	0	1	0	0	14	0	0	0	0
1:00 AM	90	0	20	1	45	5	3	0	0	16	0	0	0	0
2:00 AM	80	0	15	0	48	3	3	0	1	10	0	0	0	0
3:00 AM	75	0	27	4	25	0	3	0	2	14	0	0	0	0
4:00 AM	95	0	46	15	3	8	1	0	4	18	0	0	0	0
5:00 AM	172	0	100	24	8	21	4	0	7	8	0	0	0	0
6:00 AM	363	2	217	52	35	26	4	0	13	14	0	0	0	0
7:00 AM	562	11	398	82	16	31	3	0	10	10	1	0	0	0
8:00 AM	490	4	328	72	17	28	5	0	25	11	0	0	0	0
9:00 AM	311	4	195	50	8	18	1	0	30	5	0	0	0	0
10:00 AM	324	3	190	50	13	34	2	0	22	10	0	0	0	0
11:00 AM	277	1	173	43	8	30	4	0	11	7	0	0	0	0
12:00 PM	344	3	231	62	10	20	0	0	7	11	0	0	0	0
1:00 PM	358	1	239	50	7	28	5	0	12	15	0	1	0	0
2:00 PM	455	1	325	74	5	30	3	0	5	12	0	0	0	0
3:00 PM	504	4	330	76	13	46	4	0	17	14	0	0	0	0
4:00 PM	548	1	388	76	14	42	1	0	14	12	0	0	0	0
5:00 PM	531	1	381	76	8	22	2	0	24	17	0	0	0	0
6:00 PM	372	5	249	38	7	22	6	0	23	22	0	0	0	0
7:00 PM	348	2	243	47	5	14	5	0	13	18	0	1	0	0
8:00 PM	194	1	118	22	11	9	4	0	3	21	0	4	1	0
9:00 PM	136	0	81	8	5	6	2	0	3	25	0	6	0	0
10:00 PM	124	0	59	6	14	1	3	0	7	34	0	0	0	0
11:00 PM	90	1	41	5	11	2	3	0	1	26	0	0	0	0
Total	6899	45	4417	934	353	446	72	0	254	364	1	12	1	0
%		0.7	64.0	13.5	5.1	6.5	1.0	0.0	3.7	5.3	0.0	0.2	0.0	0.0

Town : Northborough
 Road : Bartlett Street
 Location : West of Cedar Hill

Site: 2021054
 5/25/2021
 Tuesday

Daily Classification

Combined Channels

Interval Start	Total	Motor Bikes	Cars & Trailers	2 Axle Long	Buses	2 Axle 6 Tire	3 Axle Single	4 Axle Single	<5 Axle Double	5 Axle Double	>6 Axle Double	<6 Axle Multi	6 Axle Multi	>6 Axle Multi
12:00 AM	66	0	26	1	11	1	2	0	1	22	0	1	1	0
1:00 AM	124	1	34	8	46	4	5	0	1	25	0	0	0	0
2:00 AM	95	0	18	2	46	3	0	0	1	23	0	2	0	0
3:00 AM	100	0	39	2	24	0	4	0	5	19	0	5	2	0
4:00 AM	111	1	50	15	7	8	3	0	4	19	0	4	0	0
5:00 AM	211	0	114	28	7	27	5	0	9	17	0	4	0	0
6:00 AM	375	3	237	62	24	26	2	0	7	10	0	4	0	0
7:00 AM	615	6	414	96	23	39	3	0	17	17	0	0	0	0
8:00 AM	479	2	335	87	5	29	2	0	7	11	0	1	0	0
9:00 AM	332	4	208	46	9	27	3	0	21	14	0	0	0	0
10:00 AM	275	2	146	35	13	23	2	0	45	9	0	0	0	0
11:00 AM	324	4	203	42	6	29	0	0	21	18	1	0	0	0
12:00 PM	336	2	213	53	7	27	1	0	18	14	0	1	0	0
1:00 PM	422	5	290	69	13	24	1	0	7	12	0	1	0	0
2:00 PM	501	0	349	81	8	39	1	0	6	17	0	0	0	0
3:00 PM	521	4	380	72	8	35	0	0	6	16	0	0	0	0
4:00 PM	567	5	409	84	5	34	3	0	13	14	0	0	0	0
5:00 PM	576	3	397	81	18	26	4	0	26	21	0	0	0	0
6:00 PM	401	1	272	61	6	25	2	0	18	16	0	0	0	0
7:00 PM	334	0	223	44	10	10	5	0	17	24	0	1	0	0
8:00 PM	217	2	143	28	7	11	1	0	4	17	0	4	0	0
9:00 PM	139	0	86	10	3	5	2	0	1	25	0	7	0	0
10:00 PM	117	1	58	7	8	4	2	0	7	28	0	2	0	0
11:00 PM	88	1	37	1	12	2	6	0	3	24	0	1	1	0
Total	7326	47	4681	1015	326	458	59	0	265	432	1	38	4	0
%		0.6	63.9	13.9	4.4	6.3	0.8	0.0	3.6	5.9	0.0	0.5	0.1	0.0

Town : Northborough
 Road : Bartlett Street
 Location : West of Cedar Hill

Site: 2021054
 5/26/2021
 Wednesday

Daily Classification

Combined Channels

Interval Start	Total	Motor Bikes	Cars & Trailers	2 Axle Long	Buses	2 Axle 6 Tire	3 Axle Single	4 Axle Single	<5 Axle Double	5 Axle Double	>6 Axle Double	<6 Axle Multi	6 Axle Multi	>6 Axle Multi
12:00 AM	92	2	34	4	15	2	3	0	3	26	0	2	1	0
1:00 AM	127	0	38	6	42	2	3	0	1	33	0	2	0	0
2:00 AM	114	0	25	6	52	2	3	0	2	22	1	1	0	0
3:00 AM	107	0	38	6	23	3	6	0	1	28	0	2	0	0
4:00 AM	106	0	44	17	5	7	4	0	2	27	0	0	0	0
5:00 AM	208	0	115	20	9	26	5	0	6	25	0	2	0	0
6:00 AM	360	2	213	46	21	29	3	0	15	24	0	7	0	0
7:00 AM	614	2	433	94	17	34	1	0	14	17	1	1	0	0
8:00 AM	484	4	333	76	8	32	3	0	14	14	0	0	0	0
9:00 AM	305	1	191	53	7	19	2	0	17	14	0	1	0	0
10:00 AM	286	3	159	43	10	22	4	0	29	16	0	0	0	0
11:00 AM	324	1	198	67	8	24	2	0	15	9	0	0	0	0
12:00 PM	393	1	254	64	10	35	5	0	10	14	0	0	0	0
1:00 PM	385	2	264	64	8	25	3	0	3	15	0	1	0	0
2:00 PM	507	4	352	66	8	46	3	0	7	20	0	1	0	0
3:00 PM	498	2	369	69	12	29	5	0	3	9	0	0	0	0
4:00 PM	590	3	393	97	10	43	4	0	19	21	0	0	0	0
5:00 PM	536	3	376	78	9	30	5	0	18	17	0	0	0	0
6:00 PM	372	6	247	48	9	18	3	0	23	17	0	1	0	0
7:00 PM	314	0	228	30	9	10	4	0	15	17	0	1	0	0
8:00 PM	194	0	129	22	4	10	1	0	3	20	0	5	0	0
9:00 PM	122	0	81	9	1	4	0	0	2	16	0	9	0	0
10:00 PM	95	0	44	5	4	3	4	0	3	32	0	0	0	0
11:00 PM	83	0	38	5	10	5	1	0	1	22	0	0	1	0
Total	7216	36	4596	995	311	460	77	0	226	475	2	36	2	0
%		0.5	63.7	13.8	4.3	6.4	1.1	0.0	3.1	6.6	0.0	0.5	0.0	0.0

Town : Northborough
 Road : Bartlett Street
 Location : West of Cedar Hill

Site: 2021054
 5/27/2021
 Thursday

Daily Classification

Combined Channels

Interval Start	Total	Motor Bikes	Cars & Trailers	2 Axle Long	Buses	2 Axle 6 Tire	3 Axle Single	4 Axle Single	<5 Axle Double	5 Axle Double	>6 Axle Double	<6 Axle Multi	6 Axle Multi	>6 Axle Multi
12:00 AM	103	0	38	2	14	4	4	0	0	38	0	2	1	0
1:00 AM	126	0	31	6	48	4	3	0	1	31	0	2	0	0
2:00 AM	102	0	25	4	48	3	0	0	3	18	0	1	0	0
3:00 AM	97	0	30	4	26	7	2	0	1	24	0	3	0	0
4:00 AM	99	0	46	10	2	8	2	0	6	21	0	3	1	0
5:00 AM	206	1	101	30	7	27	3	0	9	26	0	2	0	0
6:00 AM	389	3	247	52	28	23	4	0	8	22	0	2	0	0
7:00 AM	636	4	446	96	14	31	5	0	15	22	0	3	0	0
8:00 AM	490	3	312	93	14	31	11	0	13	11	0	2	0	0
9:00 AM	328	3	194	52	9	24	15	0	18	13	0	0	0	0
10:00 AM	296	1	149	51	16	19	13	0	35	12	0	0	0	0
11:00 AM	337	1	203	52	5	38	12	1	14	11	0	0	0	0
12:00 PM	360	3	232	56	17	15	11	1	13	12	0	0	0	0
1:00 PM	401	5	266	59	9	27	14	0	8	13	0	0	0	0
2:00 PM	520	6	370	66	5	36	12	0	9	16	0	0	0	0
3:00 PM	531	2	389	74	11	38	3	0	3	11	0	0	0	0
4:00 PM	586	1	425	80	12	36	5	0	13	12	0	2	0	0
5:00 PM	556	3	396	77	4	30	3	0	26	17	0	0	0	0
6:00 PM	407	2	262	59	3	25	4	0	27	25	0	0	0	0
7:00 PM	388	2	285	37	6	15	3	0	16	22	0	2	0	0
8:00 PM	206	0	144	21	7	5	1	0	5	19	0	4	0	0
9:00 PM	157	0	108	18	5	4	2	0	4	10	0	6	0	0
10:00 PM	113	0	70	5	6	3	0	0	3	24	0	2	0	0
11:00 PM	96	0	44	5	13	3	3	0	2	24	0	1	1	0
Total	7530	40	4813	1009	329	456	135	2	252	454	0	37	3	0
%		0.5	63.9	13.4	4.4	6.1	1.8	0.0	3.3	6.0	0.0	0.5	0.0	0.0

Town : Northborough
 Road : Bartlett Street
 Location : West of Cedar Hill

Site: 2021054
 5/28/2021
 Friday

Daily Classification

Combined Channels

Interval Start	Total	Motor Bikes	Cars & Trailers	2 Axle Long	Buses	2 Axle 6 Tire	3 Axle Single	4 Axle Single	<5 Axle Double	5 Axle Double	>6 Axle Double	<6 Axle Multi	6 Axle Multi	>6 Axle Multi
12:00 AM	98	0	45	2	10	3	8	0	1	27	0	1	1	0
1:00 AM	130	0	33	6	48	3	5	0	2	30	0	3	0	0
2:00 AM	142	0	34	7	54	4	4	0	2	35	0	2	0	0
3:00 AM	100	0	28	5	17	7	10	0	2	27	0	3	1	0
4:00 AM	122	0	50	14	1	11	11	0	4	27	0	3	1	0
5:00 AM	171	2	101	16	5	21	2	0	6	18	0	0	0	0
6:00 AM	341	0	202	46	23	23	4	0	16	19	0	8	0	0
7:00 AM	541	4	351	94	22	31	6	0	13	19	0	1	0	0
8:00 AM	446	7	275	79	15	28	13	0	8	20	0	1	0	0
9:00 AM	313	4	194	43	10	24	14	0	15	9	0	0	0	0
10:00 AM	282	2	150	35	9	26	13	0	37	10	0	0	0	0
11:00 AM	323	1	192	52	9	29	15	0	12	13	0	0	0	0
12:00 PM	383	1	245	68	8	25	18	1	9	8	0	0	0	0
1:00 PM	428	8	285	62	11	33	10	0	11	8	0	0	0	0
2:00 PM	533	1	388	69	9	47	7	0	4	8	0	0	0	0
3:00 PM	550	2	383	86	16	41	2	0	10	10	0	0	0	0
4:00 PM	455	0	304	65	10	44	5	0	12	15	0	0	0	0
5:00 PM	453	4	328	55	3	27	1	0	20	15	0	0	0	0
6:00 PM	296	0	196	46	5	18	0	0	19	12	0	0	0	0
7:00 PM	268	2	196	27	2	6	1	0	16	17	0	1	0	0
8:00 PM	149	0	99	16	1	4	5	0	6	13	0	5	0	0
9:00 PM	106	0	61	8	9	1	4	0	3	14	0	6	0	0
10:00 PM	97	1	53	1	6	3	4	0	2	27	0	0	0	0
11:00 PM	88	0	37	3	16	2	1	0	3	25	0	0	1	0
Total	6815	39	4230	905	319	461	163	1	233	426	0	34	4	0
%		0.6	62.1	13.3	4.7	6.8	2.4	0.0	3.4	6.3	0.0	0.5	0.1	0.0

Town : Northborough
 Road : Bartlett Street
 Location : West of Cedar Hill

Site: 2021054
 5/29/2021
 Saturday

Daily Classification

Combined Channels

Interval Start	Total	Motor Bikes	Cars & Trailers	2 Axle Long	Buses	2 Axle 6 Tire	3 Axle Single	4 Axle Single	<5 Axle Double	5 Axle Double	>6 Axle Double	<6 Axle Multi	6 Axle Multi	>6 Axle Multi
12:00 AM	70	0	26	8	13	1	2	0	0	18	0	1	1	0
1:00 AM	143	1	40	6	52	7	4	0	0	31	0	2	0	0
2:00 AM	90	0	15	2	50	2	1	0	1	17	0	2	0	0
3:00 AM	71	0	26	1	15	3	1	0	1	20	0	3	1	0
4:00 AM	60	0	28	4	5	0	5	0	3	14	0	1	0	0
5:00 AM	72	1	34	4	1	7	3	0	3	15	0	4	0	0
6:00 AM	124	1	76	5	6	1	3	0	2	27	0	3	0	0
7:00 AM	126	0	76	19	5	4	2	0	1	17	0	2	0	0
8:00 AM	165	0	98	37	4	8	3	0	0	15	0	0	0	0
9:00 AM	160	0	112	29	1	7	2	0	1	6	0	2	0	0
10:00 AM	144	0	100	25	0	9	1	0	0	7	0	1	1	0
11:00 AM	168	0	126	20	0	16	1	0	0	4	0	0	1	0
12:00 PM	180	1	137	21	1	15	1	0	0	4	0	0	0	0
1:00 PM	175	1	132	23	5	7	2	0	1	4	0	0	0	0
2:00 PM	238	0	183	29	4	8	0	0	1	11	0	2	0	0
3:00 PM	163	1	122	23	1	5	2	0	1	8	0	0	0	0
4:00 PM	164	0	121	25	0	8	1	0	0	9	0	0	0	0
5:00 PM	156	2	104	26	3	11	2	0	1	7	0	0	0	0
6:00 PM	158	0	124	15	0	6	1	0	0	12	0	0	0	0
7:00 PM	172	0	126	25	5	2	2	0	0	12	0	0	0	0
8:00 PM	90	1	61	12	2	3	1	0	1	9	0	0	0	0
9:00 PM	76	0	41	6	2	2	4	0	0	21	0	0	0	0
10:00 PM	82	0	40	9	10	0	2	0	0	20	0	1	0	0
11:00 PM	51	0	30	4	2	1	1	0	0	13	0	0	0	0
Total	3098	9	1978	378	187	133	47	0	17	321	0	24	4	0
%		0.3	63.8	12.2	6.0	4.3	1.5	0.0	0.5	10.4	0.0	0.8	0.1	0.0

Town : Northborough
 Road : Bartlett Street
 Location : West of Cedar Hill

Site: 2021054
 5/30/2021
 Sunday

Daily Classification

Combined Channels

Interval Start	Total	Motor Bikes	Cars & Trailers	2 Axle Long	Buses	2 Axle 6 Tire	3 Axle Single	4 Axle Single	<5 Axle Double	5 Axle Double	>6 Axle Double	<6 Axle Multi	6 Axle Multi	>6 Axle Multi
12:00 AM	65	0	32	4	11	2	5	0	1	10	0	0	0	0
1:00 AM	96	1	32	4	36	1	2	0	2	18	0	0	0	0
2:00 AM	47	0	13	3	21	2	2	0	1	5	0	0	0	0
3:00 AM	58	0	27	3	9	2	5	0	0	12	0	0	0	0
4:00 AM	36	0	15	1	3	1	2	0	0	14	0	0	0	0
5:00 AM	59	0	39	8	1	3	1	0	2	5	0	0	0	0
6:00 AM	64	0	43	2	0	2	1	0	0	16	0	0	0	0
7:00 AM	67	0	47	0	2	5	2	0	0	11	0	0	0	0
8:00 AM	92	0	75	14	1	0	1	0	0	1	0	0	0	0
9:00 AM	107	0	83	12	0	5	2	0	0	5	0	0	0	0
10:00 AM	122	0	91	13	1	5	3	0	0	7	0	0	2	0
11:00 AM	168	1	123	31	1	4	3	0	0	5	0	0	0	0
12:00 PM	147	0	115	21	0	2	3	0	0	6	0	0	0	0
1:00 PM	156	0	111	27	2	5	1	0	0	9	0	0	1	0
2:00 PM	183	0	143	25	1	6	1	0	0	7	0	0	0	0
3:00 PM	135	0	109	19	1	3	0	0	0	3	0	0	0	0
4:00 PM	129	1	85	19	1	2	3	0	1	17	0	0	0	0
5:00 PM	125	0	97	17	0	2	1	0	1	7	0	0	0	0
6:00 PM	123	0	86	16	1	6	2	0	0	12	0	0	0	0
7:00 PM	167	0	126	15	6	5	1	0	0	14	0	0	0	0
8:00 PM	94	0	69	6	5	4	2	0	0	8	0	0	0	0
9:00 PM	67	0	38	4	3	4	1	0	2	15	0	0	0	0
10:00 PM	70	0	44	4	6	0	2	0	0	14	0	0	0	0
11:00 PM	59	0	30	2	6	0	3	0	0	18	0	0	0	0
Total	2436	3	1673	270	118	71	49	0	10	239	0	0	3	0
%		0.1	68.7	11.1	4.8	2.9	2.0	0.0	0.4	9.8	0.0	0.0	0.1	0.0

Town : Northborough
 Road : Bartlett Street
 Location : West of Cedar Hill

Site: 2021054
 5/31/2021
 Monday

Daily Classification

Combined Channels

Interval Start	Total	Motor Bikes	Cars & Trailers	2 Axle Long	Buses	2 Axle 6 Tire	3 Axle Single	4 Axle Single	<5 Axle Double	5 Axle Double	>6 Axle Double	<6 Axle Multi	6 Axle Multi	>6 Axle Multi
12:00 AM	61	0	33	3	5	1	2	0	0	17	0	0	0	0
1:00 AM	71	0	25	3	29	0	2	0	1	11	0	0	0	0
2:00 AM	54	0	14	2	21	1	3	0	0	12	0	0	1	0
3:00 AM	57	0	25	1	8	0	7	0	0	16	0	0	0	0
4:00 AM	61	0	34	4	5	2	4	0	0	12	0	0	0	0
5:00 AM	68	0	37	8	3	2	2	0	1	14	0	0	1	0
6:00 AM	69	0	35	3	12	3	4	0	1	11	0	0	0	0
7:00 AM	69	0	41	7	6	5	4	0	0	6	0	0	0	0
8:00 AM	121	0	89	20	0	3	2	0	1	6	0	0	0	0
9:00 AM	116	0	84	19	1	3	2	0	0	7	0	0	0	0
10:00 AM	134	0	94	18	2	6	4	0	2	7	0	1	0	0
11:00 AM	142	2	105	20	2	6	0	0	2	4	0	1	0	0
12:00 PM	151	0	114	20	0	5	4	0	0	7	0	1	0	0
1:00 PM	204	0	156	23	2	9	0	0	1	13	0	0	0	0
2:00 PM	246	1	195	21	2	14	2	0	1	10	0	0	0	0
3:00 PM	163	0	117	31	1	6	0	0	1	6	0	1	0	0
4:00 PM	188	0	142	21	0	10	5	0	0	10	0	0	0	0
5:00 PM	156	0	114	27	0	5	2	0	0	8	0	0	0	0
6:00 PM	165	0	131	14	0	5	2	0	0	13	0	0	0	0
7:00 PM	202	0	139	22	1	8	4	0	1	27	0	0	0	0
8:00 PM	121	1	77	9	6	7	5	0	1	15	0	0	0	0
9:00 PM	69	0	40	4	5	1	0	0	4	15	0	0	0	0
10:00 PM	81	0	46	2	9	0	1	0	0	23	0	0	0	0
11:00 PM	68	0	26	4	12	1	2	0	0	21	0	0	2	0
Total	2837	4	1913	306	132	103	63	0	17	291	0	4	4	0
%		0.1	67.4	10.8	4.7	3.6	2.2	0.0	0.6	10.3	0.0	0.1	0.1	0.0

Town : Northborough
 Road : Bartlett Street
 Location : West of Cedar Hill

Site: 2021054
 6/1/2021
 Tuesday

Daily Classification

Combined Channels

Interval Start	Total	Motor Bikes	Cars & Trailers	2 Axle Long	Buses	2 Axle 6 Tire	3 Axle Single	4 Axle Single	<5 Axle Double	5 Axle Double	>6 Axle Double	<6 Axle Multi	6 Axle Multi	>6 Axle Multi
12:00 AM	93	0	36	5	26	2	5	0	0	19	0	0	0	0
1:00 AM	100	0	25	6	43	2	0	0	1	22	0	1	0	0
2:00 AM	73	0	21	3	42	0	0	0	0	5	0	1	1	0
3:00 AM	85	0	32	2	26	5	2	0	0	18	0	0	0	0
4:00 AM	107	0	52	13	6	15	2	0	3	16	0	0	0	0
5:00 AM	204	1	102	40	14	17	3	0	6	21	0	0	0	0
6:00 AM	352	1	223	50	27	25	5	0	10	11	0	0	0	0
Total	1014	2	491	119	184	66	17	0	20	112	0	2	1	0
%		0.2	48.4	11.7	18.1	6.5	1.7	0.0	2.0	11.0	0.0	0.2	0.1	0.0

Town : Northborough
 Road : Bartlett Street
 Location : West of Cedar Hill

Site: 2021054
 5/17/2021
 Monday

Daily Classification

EB

Interval Start	Total	Motor Bikes	Cars & Trailers	2 Axle Long	Buses	2 Axle 6 Tire	3 Axle Single	4 Axle Single	<5 Axle Double	5 Axle Double	>6 Axle Double	<6 Axle Multi	6 Axle Multi	>6 Axle Multi
12:00 AM	-	-	-	-	-	-	-	-	-	-	-	-	-	-
1:00 AM	-	-	-	-	-	-	-	-	-	-	-	-	-	-
2:00 AM	-	-	-	-	-	-	-	-	-	-	-	-	-	-
3:00 AM	-	-	-	-	-	-	-	-	-	-	-	-	-	-
4:00 AM	-	-	-	-	-	-	-	-	-	-	-	-	-	-
5:00 AM	-	-	-	-	-	-	-	-	-	-	-	-	-	-
6:00 AM	-	-	-	-	-	-	-	-	-	-	-	-	-	-
7:00 AM	-	-	-	-	-	-	-	-	-	-	-	-	-	-
8:00 AM	-	-	-	-	-	-	-	-	-	-	-	-	-	-
9:00 AM	-	-	-	-	-	-	-	-	-	-	-	-	-	-
10:00 AM	169	5	82	30	30	11	1	0	9	1	0	0	0	0
11:00 AM	146	2	85	22	9	15	1	0	7	4	1	0	0	0
12:00 PM	164	1	105	26	11	17	0	0	2	2	0	0	0	0
1:00 PM	198	1	128	34	10	16	0	0	5	4	0	0	0	0
2:00 PM	271	2	203	39	5	14	1	0	4	3	0	0	0	0
3:00 PM	205	4	136	36	13	13	1	0	2	0	0	0	0	0
4:00 PM	201	4	143	24	16	9	1	0	1	2	1	0	0	0
5:00 PM	205	3	142	33	14	10	1	0	1	1	0	0	0	0
6:00 PM	141	1	95	26	10	6	0	0	1	2	0	0	0	0
7:00 PM	185	0	148	12	11	7	2	0	3	2	0	0	0	0
8:00 PM	115	3	67	15	18	6	0	0	3	2	0	1	0	0
9:00 PM	86	2	39	10	25	3	0	0	2	4	0	1	0	0
10:00 PM	67	2	26	10	19	1	3	0	2	1	0	3	0	0
11:00 PM	50	3	13	3	23	1	0	0	2	5	0	0	0	0
Total	2203	33	1412	320	214	129	11	0	44	33	2	5	0	0
%		1.5	64.1	14.5	9.7	5.9	0.5	0.0	2.0	1.5	0.1	0.2	0.0	0.0

Town : Northborough
 Road : Bartlett Street
 Location : West of Cedar Hill

Site: 2021054
 5/18/2021
 Tuesday

Daily Classification

EB

Interval Start	Total	Motor Bikes	Cars & Trailers	2 Axle Long	Buses	2 Axle 6 Tire	3 Axle Single	4 Axle Single	<5 Axle Double	5 Axle Double	>6 Axle Double	<6 Axle Multi	6 Axle Multi	>6 Axle Multi
12:00 AM	57	0	24	2	21	2	0	0	3	4	0	1	0	0
1:00 AM	63	4	17	6	28	1	1	0	5	1	0	0	0	0
2:00 AM	51	2	8	3	30	4	0	0	3	1	0	0	0	0
3:00 AM	57	1	17	3	30	1	1	0	1	3	0	0	0	0
4:00 AM	65	5	29	9	11	7	0	0	1	3	0	0	0	0
5:00 AM	143	1	76	25	18	14	1	0	5	3	0	0	0	0
6:00 AM	215	2	123	36	29	14	0	0	8	3	0	0	0	0
7:00 AM	355	6	231	62	25	22	1	0	7	1	0	0	0	0
8:00 AM	295	5	197	47	15	12	2	0	15	1	1	0	0	0
9:00 AM	200	3	124	24	21	14	1	0	10	3	0	0	0	0
10:00 AM	203	4	88	31	32	15	0	0	27	6	0	0	0	0
11:00 AM	166	2	99	30	10	12	0	0	9	4	0	0	0	0
12:00 PM	209	8	127	33	18	13	1	0	4	4	1	0	0	0
1:00 PM	221	3	153	38	7	11	0	0	5	4	0	0	0	0
2:00 PM	266	7	192	41	10	11	1	0	4	0	0	0	0	0
3:00 PM	186	3	137	27	7	8	0	0	1	3	0	0	0	0
4:00 PM	213	2	161	35	1	10	1	0	1	2	0	0	0	0
5:00 PM	228	3	168	39	7	7	0	0	2	2	0	0	0	0
6:00 PM	180	3	138	22	5	3	0	0	5	4	0	0	0	0
7:00 PM	170	0	119	24	11	9	0	0	4	3	0	0	0	0
8:00 PM	108	1	72	15	7	1	0	0	3	6	0	3	0	0
9:00 PM	73	1	31	5	12	4	0	0	5	9	0	6	0	0
10:00 PM	62	0	29	3	12	2	0	0	6	8	0	2	0	0
11:00 PM	56	2	26	2	13	0	1	0	3	8	0	1	0	0
Total	3842	68	2386	562	380	197	11	0	137	86	2	13	0	0
%		1.8	62.1	14.6	9.9	5.1	0.3	0.0	3.6	2.2	0.1	0.3	0.0	0.0

Town : Northborough
 Road : Bartlett Street
 Location : West of Cedar Hill

Site: 2021054
 5/19/2021
 Wednesday

Daily Classification

EB

Interval Start	Total	Motor Bikes	Cars & Trailers	2 Axle Long	Buses	2 Axle 6 Tire	3 Axle Single	4 Axle Single	<5 Axle Double	5 Axle Double	>6 Axle Double	<6 Axle Multi	6 Axle Multi	>6 Axle Multi
12:00 AM	50	1	23	3	13	2	1	0	4	2	0	1	0	0
1:00 AM	65	0	19	5	19	1	2	0	4	13	0	2	0	0
2:00 AM	51	0	8	1	33	3	0	0	0	5	1	0	0	0
3:00 AM	62	0	23	1	18	3	2	0	1	12	0	2	0	0
4:00 AM	68	0	25	9	9	7	1	0	6	11	0	0	0	0
5:00 AM	137	0	69	27	10	17	3	0	4	6	0	1	0	0
6:00 AM	212	3	116	40	18	19	0	0	10	6	0	0	0	0
7:00 AM	381	10	251	68	14	20	1	0	15	1	0	1	0	0
8:00 AM	295	6	199	48	12	19	2	0	5	4	0	0	0	0
9:00 AM	178	5	101	24	13	21	0	0	12	2	0	0	0	0
10:00 AM	213	2	103	33	21	11	0	0	33	10	0	0	0	0
11:00 AM	154	1	91	28	10	10	2	0	9	3	0	0	0	0
12:00 PM	157	3	104	31	4	10	0	0	3	2	0	0	0	0
1:00 PM	190	0	136	29	7	10	1	0	4	3	0	0	0	0
2:00 PM	233	2	174	34	7	11	0	0	3	2	0	0	0	0
3:00 PM	214	2	152	35	6	11	0	0	3	4	1	0	0	0
4:00 PM	216	3	160	27	9	9	2	0	4	2	0	0	0	0
5:00 PM	231	4	176	31	3	13	0	0	1	3	0	0	0	0
6:00 PM	162	1	111	17	6	9	1	0	11	5	0	1	0	0
7:00 PM	166	2	124	14	7	7	3	0	1	6	0	2	0	0
8:00 PM	112	4	76	12	2	2	1	0	3	7	0	5	0	0
9:00 PM	72	1	32	9	2	0	2	0	2	16	0	8	0	0
10:00 PM	45	0	24	2	3	0	1	0	2	13	0	0	0	0
11:00 PM	55	0	24	4	10	2	1	0	2	11	0	1	0	0
Total	3719	50	2321	532	256	217	26	0	142	149	2	24	0	0
%		1.3	62.4	14.3	6.9	5.8	0.7	0.0	3.8	4.0	0.1	0.6	0.0	0.0

Town : Northborough
 Road : Bartlett Street
 Location : West of Cedar Hill

Site: 2021054
 5/20/2021
 Thursday

Daily Classification

EB

Interval Start	Total	Motor Bikes	Cars & Trailers	2 Axle Long	Buses	2 Axle 6 Tire	3 Axle Single	4 Axle Single	<5 Axle Double	5 Axle Double	>6 Axle Double	<6 Axle Multi	6 Axle Multi	>6 Axle Multi
12:00 AM	40	1	21	1	2	1	2	0	1	9	0	1	1	0
1:00 AM	72	0	28	4	20	3	0	0	0	16	0	0	1	0
2:00 AM	53	0	10	2	29	3	0	0	0	8	0	1	0	0
3:00 AM	50	0	17	1	18	1	3	0	1	9	0	0	0	0
4:00 AM	61	0	23	11	5	4	2	0	1	15	0	0	0	0
5:00 AM	140	0	71	23	11	15	5	0	5	8	0	2	0	0
6:00 AM	220	3	128	40	15	15	2	0	9	8	0	0	0	0
7:00 AM	364	14	229	57	22	21	1	0	13	7	0	0	0	0
8:00 AM	268	7	172	51	9	21	1	0	4	3	0	0	0	0
9:00 AM	196	8	109	34	12	12	1	0	14	6	0	0	0	0
10:00 AM	192	2	103	32	17	9	2	0	25	2	0	0	0	0
11:00 AM	161	1	93	36	13	7	0	0	8	3	0	0	0	0
12:00 PM	168	3	119	24	5	8	1	0	6	2	0	0	0	0
1:00 PM	192	1	134	32	11	8	0	0	3	3	0	0	0	0
2:00 PM	242	0	175	37	2	19	0	0	4	5	0	0	0	0
3:00 PM	232	2	162	41	5	11	0	0	4	6	0	1	0	0
4:00 PM	217	1	169	32	6	3	0	0	5	1	0	0	0	0
5:00 PM	210	1	148	34	5	9	1	0	3	9	0	0	0	0
6:00 PM	185	2	130	25	3	11	3	0	5	6	0	0	0	0
7:00 PM	152	3	118	15	3	4	0	0	2	5	0	2	0	0
8:00 PM	121	2	77	18	5	4	1	0	4	7	0	3	0	0
9:00 PM	90	1	46	13	5	3	1	0	0	13	0	8	0	0
10:00 PM	53	0	28	2	6	2	0	0	3	11	0	1	0	0
11:00 PM	34	0	16	2	4	1	0	0	1	9	0	1	0	0
Total	3713	52	2326	567	233	195	26	0	121	171	0	20	2	0
%		1.4	62.6	15.3	6.3	5.3	0.7	0.0	3.3	4.6	0.0	0.5	0.1	0.0

Town : Northborough
 Road : Bartlett Street
 Location : West of Cedar Hill

Site: 2021054
 5/21/2021
 Friday

Daily Classification

EB

Interval Start	Total	Motor Bikes	Cars & Trailers	2 Axle Long	Buses	2 Axle 6 Tire	3 Axle Single	4 Axle Single	<5 Axle Double	5 Axle Double	>6 Axle Double	<6 Axle Multi	6 Axle Multi	>6 Axle Multi
12:00 AM	37	0	14	4	4	0	4	0	2	9	0	0	0	0
1:00 AM	56	0	23	0	12	1	2	0	1	16	0	1	0	0
2:00 AM	56	0	11	2	31	2	0	0	1	7	0	2	0	0
3:00 AM	56	1	13	1	24	3	2	0	0	10	0	2	0	0
4:00 AM	63	0	28	13	2	6	1	0	6	7	0	0	0	0
5:00 AM	112	0	58	24	5	9	4	0	3	8	0	1	0	0
6:00 AM	205	5	124	35	14	15	0	0	6	6	0	0	0	0
7:00 AM	331	2	216	46	18	16	4	0	14	14	0	1	0	0
8:00 AM	272	0	187	47	14	13	0	0	8	3	0	0	0	0
9:00 AM	175	0	109	27	9	9	0	0	18	3	0	0	0	0
10:00 AM	198	1	108	26	11	17	2	0	26	7	0	0	0	0
11:00 AM	146	1	87	31	4	9	1	0	11	2	0	0	0	0
12:00 PM	179	2	116	40	4	8	0	0	4	5	0	0	0	0
1:00 PM	193	1	129	30	5	19	0	0	6	3	0	0	0	0
2:00 PM	253	2	180	43	9	10	1	0	3	5	0	0	0	0
3:00 PM	231	6	163	34	11	7	2	0	6	2	0	0	0	0
4:00 PM	194	1	150	27	3	6	0	0	2	5	0	0	0	0
5:00 PM	217	3	149	33	4	15	1	0	3	8	0	1	0	0
6:00 PM	152	3	116	18	3	7	2	0	0	3	0	0	0	0
7:00 PM	140	3	116	10	1	1	1	0	2	5	0	1	0	0
8:00 PM	87	1	55	15	1	2	2	0	4	4	0	3	0	0
9:00 PM	93	0	52	7	5	2	1	0	3	16	0	6	1	0
10:00 PM	53	0	34	1	2	3	0	0	4	6	0	3	0	0
11:00 PM	55	0	33	5	6	2	0	0	2	7	0	0	0	0
Total	3554	32	2271	519	202	182	30	0	135	161	0	21	1	0
%		0.9	63.9	14.6	5.7	5.1	0.8	0.0	3.8	4.5	0.0	0.6	0.0	0.0

Town : Northborough
 Road : Bartlett Street
 Location : West of Cedar Hill

Site: 2021054
 5/22/2021
 Saturday

Daily Classification

EB

Interval Start	Total	Motor Bikes	Cars & Trailers	2 Axle Long	Buses	2 Axle 6 Tire	3 Axle Single	4 Axle Single	<5 Axle Double	5 Axle Double	>6 Axle Double	<6 Axle Multi	6 Axle Multi	>6 Axle Multi
12:00 AM	48	0	23	7	6	2	0	0	1	8	0	0	1	0
1:00 AM	51	0	15	1	23	0	0	0	2	10	0	0	0	0
2:00 AM	48	0	8	4	26	5	0	0	0	4	0	1	0	0
3:00 AM	51	1	12	5	14	0	1	0	1	14	0	2	1	0
4:00 AM	43	0	22	4	4	3	1	0	1	7	0	1	0	0
5:00 AM	57	0	29	7	3	4	2	0	1	10	0	1	0	0
6:00 AM	82	1	52	7	3	2	0	0	4	12	0	1	0	0
7:00 AM	90	2	59	18	2	2	1	0	2	4	0	0	0	0
8:00 AM	111	1	77	17	6	5	0	0	0	5	0	0	0	0
9:00 AM	109	1	83	13	3	4	0	0	1	4	0	0	0	0
10:00 AM	116	0	80	22	2	5	4	0	1	2	0	0	0	0
11:00 AM	129	2	97	20	0	5	3	0	0	2	0	0	0	0
12:00 PM	115	0	91	16	2	4	0	0	0	2	0	0	0	0
1:00 PM	138	0	117	16	0	4	0	0	1	0	0	0	0	0
2:00 PM	142	1	106	23	3	4	2	0	2	1	0	0	0	0
3:00 PM	113	0	95	10	0	2	0	0	2	3	0	1	0	0
4:00 PM	134	1	105	22	1	3	0	0	0	2	0	0	0	0
5:00 PM	116	1	94	9	1	4	1	0	1	5	0	0	0	0
6:00 PM	115	0	90	15	3	3	0	0	1	3	0	0	0	0
7:00 PM	89	1	66	12	1	2	0	0	3	4	0	0	0	0
8:00 PM	76	2	46	13	2	1	0	0	3	9	0	0	0	0
9:00 PM	59	0	42	8	1	0	3	0	0	5	0	0	0	0
10:00 PM	38	1	23	1	4	1	3	0	1	4	0	0	0	0
11:00 PM	48	0	31	4	7	0	1	0	0	5	0	0	0	0
Total	2118	15	1463	274	117	65	22	0	28	125	0	7	2	0
%		0.7	69.1	12.9	5.5	3.1	1.0	0.0	1.3	5.9	0.0	0.3	0.1	0.0

Town : Northborough
 Road : Bartlett Street
 Location : West of Cedar Hill

Site: 2021054
 5/23/2021
 Sunday

Daily Classification

EB

Interval Start	Total	Motor Bikes	Cars & Trailers	2 Axle Long	Buses	2 Axle 6 Tire	3 Axle Single	4 Axle Single	<5 Axle Double	5 Axle Double	>6 Axle Double	<6 Axle Multi	6 Axle Multi	>6 Axle Multi
12:00 AM	33	0	21	2	2	1	0	0	0	7	0	0	0	0
1:00 AM	42	0	6	2	16	1	3	0	1	13	0	0	0	0
2:00 AM	26	0	4	1	14	1	2	0	0	4	0	0	0	0
3:00 AM	31	0	14	2	7	2	0	0	1	5	0	0	0	0
4:00 AM	11	0	7	1	0	0	1	0	1	1	0	0	0	0
5:00 AM	35	0	24	6	1	1	1	0	0	2	0	0	0	0
6:00 AM	42	0	23	4	3	0	2	0	0	10	0	0	0	0
7:00 AM	42	1	33	3	1	1	1	0	0	2	0	0	0	0
8:00 AM	45	0	29	11	2	1	1	0	0	1	0	0	0	0
9:00 AM	70	3	57	8	0	1	1	0	0	0	0	0	0	0
10:00 AM	95	0	69	17	1	1	0	0	2	5	0	0	0	0
11:00 AM	64	0	53	5	1	1	1	0	1	2	0	0	0	0
12:00 PM	104	0	75	21	0	3	2	0	1	2	0	0	0	0
1:00 PM	122	0	95	19	0	4	1	0	0	3	0	0	0	0
2:00 PM	108	0	87	11	1	0	3	0	1	5	0	0	0	0
3:00 PM	95	0	75	14	0	3	0	0	0	3	0	0	0	0
4:00 PM	87	0	64	15	2	2	0	0	0	3	0	0	1	0
5:00 PM	93	0	65	15	0	5	1	0	1	6	0	0	0	0
6:00 PM	71	2	59	8	0	2	0	0	0	0	0	0	0	0
7:00 PM	100	0	76	8	2	1	1	0	5	7	0	0	0	0
8:00 PM	51	0	36	6	0	1	1	0	0	7	0	0	0	0
9:00 PM	32	0	18	3	1	1	1	0	0	8	0	0	0	0
10:00 PM	37	0	22	4	0	1	2	0	0	8	0	0	0	0
11:00 PM	30	0	14	1	5	0	1	0	0	9	0	0	0	0
Total	1466	6	1026	187	59	34	26	0	14	113	0	0	1	0
%		0.4	70.0	12.8	4.0	2.3	1.8	0.0	1.0	7.7	0.0	0.0	0.1	0.0

Town : Northborough
 Road : Bartlett Street
 Location : West of Cedar Hill

Site: 2021054
 5/24/2021
 Monday

Daily Classification

EB

Interval Start	Total	Motor Bikes	Cars & Trailers	2 Axle Long	Buses	2 Axle 6 Tire	3 Axle Single	4 Axle Single	<5 Axle Double	5 Axle Double	>6 Axle Double	<6 Axle Multi	6 Axle Multi	>6 Axle Multi
12:00 AM	22	0	13	0	4	0	0	0	0	5	0	0	0	0
1:00 AM	36	0	13	0	10	2	1	0	0	10	0	0	0	0
2:00 AM	48	0	7	0	31	3	2	0	1	4	0	0	0	0
3:00 AM	45	0	14	2	21	0	1	0	1	6	0	0	0	0
4:00 AM	60	0	30	12	1	5	1	0	4	7	0	0	0	0
5:00 AM	121	0	70	19	5	14	2	0	7	4	0	0	0	0
6:00 AM	210	1	110	37	24	16	2	0	12	8	0	0	0	0
7:00 AM	321	7	222	47	12	20	1	0	7	5	0	0	0	0
8:00 AM	296	3	195	45	14	13	5	0	18	3	0	0	0	0
9:00 AM	185	3	115	30	5	7	0	0	22	3	0	0	0	0
10:00 AM	181	3	109	17	7	16	1	0	21	7	0	0	0	0
11:00 AM	142	0	87	23	6	13	2	0	6	5	0	0	0	0
12:00 PM	180	2	119	36	5	6	0	0	6	6	0	0	0	0
1:00 PM	199	0	144	26	5	8	4	0	7	4	0	1	0	0
2:00 PM	205	1	153	31	3	10	1	0	2	4	0	0	0	0
3:00 PM	198	2	126	32	7	17	2	0	7	5	0	0	0	0
4:00 PM	206	1	158	24	7	9	1	0	3	3	0	0	0	0
5:00 PM	190	1	143	31	2	6	1	0	2	4	0	0	0	0
6:00 PM	158	5	116	21	2	3	3	0	2	6	0	0	0	0
7:00 PM	181	2	132	26	3	2	2	0	2	11	0	1	0	0
8:00 PM	101	1	62	12	5	3	2	0	3	8	0	4	1	0
9:00 PM	67	0	38	5	1	2	1	0	1	13	0	6	0	0
10:00 PM	67	0	35	4	4	1	1	0	3	19	0	0	0	0
11:00 PM	41	0	18	3	7	1	0	0	0	12	0	0	0	0
Total	3460	32	2229	483	191	177	36	0	137	162	0	12	1	0
%		0.9	64.4	14.0	5.5	5.1	1.0	0.0	4.0	4.7	0.0	0.3	0.0	0.0

Town : Northborough
 Road : Bartlett Street
 Location : West of Cedar Hill

Site: 2021054
 5/25/2021
 Tuesday

Daily Classification

EB

Interval Start	Total	Motor Bikes	Cars & Trailers	2 Axle Long	Buses	2 Axle 6 Tire	3 Axle Single	4 Axle Single	<5 Axle Double	5 Axle Double	>6 Axle Double	<6 Axle Multi	6 Axle Multi	>6 Axle Multi
12:00 AM	32	0	13	1	1	1	2	0	1	12	0	0	1	0
1:00 AM	61	1	22	4	17	2	1	0	0	14	0	0	0	0
2:00 AM	50	0	5	1	28	2	0	0	0	13	0	1	0	0
3:00 AM	60	0	23	1	18	0	3	0	2	8	0	3	2	0
4:00 AM	65	1	32	8	6	4	2	0	3	8	0	1	0	0
5:00 AM	147	0	82	21	6	18	2	0	8	10	0	0	0	0
6:00 AM	227	2	133	46	15	19	2	0	6	4	0	0	0	0
7:00 AM	347	5	224	54	16	22	2	0	13	11	0	0	0	0
8:00 AM	295	2	218	54	3	13	1	0	1	3	0	0	0	0
9:00 AM	193	1	122	29	8	12	2	0	16	3	0	0	0	0
10:00 AM	172	2	72	24	10	10	2	0	44	8	0	0	0	0
11:00 AM	161	3	95	24	4	18	0	0	11	6	0	0	0	0
12:00 PM	167	2	110	26	3	11	0	0	9	6	0	0	0	0
1:00 PM	220	4	156	37	5	8	0	0	2	7	0	1	0	0
2:00 PM	243	0	179	38	5	10	0	0	2	9	0	0	0	0
3:00 PM	220	3	166	30	3	8	0	0	3	7	0	0	0	0
4:00 PM	215	3	164	26	2	8	3	0	2	7	0	0	0	0
5:00 PM	207	1	154	30	6	6	2	0	1	7	0	0	0	0
6:00 PM	195	0	143	36	1	5	0	0	3	7	0	0	0	0
7:00 PM	170	0	127	24	5	1	2	0	0	10	0	1	0	0
8:00 PM	112	2	73	18	1	2	1	0	2	9	0	4	0	0
9:00 PM	72	0	41	6	2	4	0	0	1	11	0	7	0	0
10:00 PM	59	0	31	3	4	2	0	0	3	15	0	1	0	0
11:00 PM	43	0	18	1	8	0	1	0	2	13	0	0	0	0
Total	3733	32	2403	542	177	186	28	0	135	208	0	19	3	0
%		0.9	64.4	14.5	4.7	5.0	0.8	0.0	3.6	5.6	0.0	0.5	0.1	0.0

Town : Northborough
 Road : Bartlett Street
 Location : West of Cedar Hill

Site: 2021054
 5/26/2021
 Wednesday

Daily Classification

EB

Interval Start	Total	Motor Bikes	Cars & Trailers	2 Axle Long	Buses	2 Axle 6 Tire	3 Axle Single	4 Axle Single	<5 Axle Double	5 Axle Double	>6 Axle Double	<6 Axle Multi	6 Axle Multi	>6 Axle Multi
12:00 AM	40	2	15	1	2	0	1	0	3	14	0	1	1	0
1:00 AM	59	0	23	4	14	0	0	0	0	17	0	1	0	0
2:00 AM	62	0	12	3	32	1	3	0	1	9	0	1	0	0
3:00 AM	63	0	21	4	18	1	3	0	1	14	0	1	0	0
4:00 AM	64	0	30	12	4	3	2	0	2	11	0	0	0	0
5:00 AM	128	0	68	13	5	17	4	0	5	16	0	0	0	0
6:00 AM	211	1	117	37	12	15	2	0	13	14	0	0	0	0
7:00 AM	339	1	232	56	13	18	0	0	11	8	0	0	0	0
8:00 AM	293	2	210	45	5	18	3	0	6	4	0	0	0	0
9:00 AM	175	1	114	22	4	9	2	0	15	8	0	0	0	0
10:00 AM	174	3	90	31	6	10	2	0	25	7	0	0	0	0
11:00 AM	170	1	104	34	5	11	2	0	9	4	0	0	0	0
12:00 PM	199	1	131	33	4	12	4	0	7	7	0	0	0	0
1:00 PM	192	1	134	35	3	8	1	0	1	9	0	0	0	0
2:00 PM	242	2	175	29	4	14	2	0	3	12	0	1	0	0
3:00 PM	204	2	156	32	4	6	3	0	0	1	0	0	0	0
4:00 PM	239	2	166	39	2	12	0	0	6	12	0	0	0	0
5:00 PM	200	2	146	34	3	6	2	0	3	4	0	0	0	0
6:00 PM	168	6	118	26	3	5	0	0	2	7	0	1	0	0
7:00 PM	176	0	130	22	5	6	3	0	2	7	0	1	0	0
8:00 PM	93	0	61	13	0	2	0	0	2	10	0	5	0	0
9:00 PM	57	0	38	4	1	1	0	0	0	5	0	8	0	0
10:00 PM	53	0	21	4	2	1	1	0	2	22	0	0	0	0
11:00 PM	47	0	25	2	6	3	0	0	1	10	0	0	0	0
Total	3648	27	2337	535	157	179	40	0	120	232	0	20	1	0
%		0.7	64.1	14.7	4.3	4.9	1.1	0.0	3.3	6.4	0.0	0.5	0.0	0.0

Town : Northborough
 Road : Bartlett Street
 Location : West of Cedar Hill

Site: 2021054
 5/27/2021
 Thursday

Daily Classification

EB

Interval Start	Total	Motor Bikes	Cars & Trailers	2 Axle Long	Buses	2 Axle 6 Tire	3 Axle Single	4 Axle Single	<5 Axle Double	5 Axle Double	>6 Axle Double	<6 Axle Multi	6 Axle Multi	>6 Axle Multi
12:00 AM	43	0	20	0	2	1	0	0	0	18	0	1	1	0
1:00 AM	65	0	18	5	15	3	1	0	1	21	0	1	0	0
2:00 AM	50	0	9	2	32	1	0	0	0	6	0	0	0	0
3:00 AM	60	0	19	1	21	3	1	0	0	14	0	1	0	0
4:00 AM	60	0	33	7	0	3	2	0	4	9	0	1	1	0
5:00 AM	134	1	64	21	4	20	3	0	9	12	0	0	0	0
6:00 AM	213	1	120	37	15	15	4	0	8	13	0	0	0	0
7:00 AM	360	3	252	54	10	16	4	0	12	9	0	0	0	0
8:00 AM	292	1	196	53	10	13	4	0	10	5	0	0	0	0
9:00 AM	185	2	112	28	4	11	7	0	14	7	0	0	0	0
10:00 AM	180	1	81	30	12	7	8	0	32	9	0	0	0	0
11:00 AM	170	1	102	24	4	18	6	0	11	4	0	0	0	0
12:00 PM	182	1	112	35	6	8	5	1	8	6	0	0	0	0
1:00 PM	203	4	138	31	3	10	5	0	7	5	0	0	0	0
2:00 PM	257	5	181	34	3	11	7	0	7	9	0	0	0	0
3:00 PM	211	1	170	25	3	7	1	0	2	2	0	0	0	0
4:00 PM	245	1	192	27	4	7	4	0	3	6	0	1	0	0
5:00 PM	206	2	149	31	1	8	2	0	4	9	0	0	0	0
6:00 PM	160	1	112	25	1	8	0	0	3	10	0	0	0	0
7:00 PM	189	2	143	23	1	3	3	0	3	9	0	2	0	0
8:00 PM	100	0	68	9	2	3	0	0	2	12	0	4	0	0
9:00 PM	91	0	59	10	4	3	0	0	1	8	0	6	0	0
10:00 PM	62	0	46	2	1	1	0	0	2	9	0	1	0	0
11:00 PM	49	0	22	5	7	2	2	0	1	9	0	1	0	0
Total	3767	27	2418	519	165	182	69	1	144	221	0	19	2	0
%		0.7	64.2	13.8	4.4	4.8	1.8	0.0	3.8	5.9	0.0	0.5	0.1	0.0

Town : Northborough
 Road : Bartlett Street
 Location : West of Cedar Hill

Site: 2021054
 5/28/2021
 Friday

Daily Classification

EB

Interval Start	Total	Motor Bikes	Cars & Trailers	2 Axle Long	Buses	2 Axle 6 Tire	3 Axle Single	4 Axle Single	<5 Axle Double	5 Axle Double	>6 Axle Double	<6 Axle Multi	6 Axle Multi	>6 Axle Multi
12:00 AM	50	0	28	0	5	1	5	0	1	9	0	0	1	0
1:00 AM	61	0	16	3	19	1	2	0	2	16	0	2	0	0
2:00 AM	75	0	17	3	31	2	2	0	0	20	0	0	0	0
3:00 AM	58	0	18	3	15	4	4	0	1	11	0	2	0	0
4:00 AM	73	0	31	10	0	5	9	0	3	13	0	1	1	0
5:00 AM	102	1	64	12	2	12	1	0	4	6	0	0	0	0
6:00 AM	202	0	100	35	16	19	4	0	12	16	0	0	0	0
7:00 AM	312	4	204	52	16	15	3	0	10	8	0	0	0	0
8:00 AM	269	4	175	46	10	13	6	0	7	8	0	0	0	0
9:00 AM	190	2	120	25	7	12	7	0	11	6	0	0	0	0
10:00 AM	167	2	83	22	4	12	6	0	36	2	0	0	0	0
11:00 AM	168	0	95	29	6	16	9	0	7	6	0	0	0	0
12:00 PM	203	0	132	37	6	7	12	1	6	2	0	0	0	0
1:00 PM	207	6	140	33	6	11	3	0	5	3	0	0	0	0
2:00 PM	252	0	186	32	6	18	4	0	3	3	0	0	0	0
3:00 PM	209	2	147	35	8	8	1	0	4	4	0	0	0	0
4:00 PM	165	0	113	26	2	11	1	0	2	10	0	0	0	0
5:00 PM	201	1	155	27	1	8	0	0	2	7	0	0	0	0
6:00 PM	136	0	101	21	0	8	0	0	1	5	0	0	0	0
7:00 PM	137	1	108	13	0	2	1	0	1	10	0	1	0	0
8:00 PM	75	0	50	9	1	1	2	0	2	5	0	5	0	0
9:00 PM	60	0	33	4	4	0	2	0	2	9	0	6	0	0
10:00 PM	44	1	29	0	1	0	1	0	0	12	0	0	0	0
11:00 PM	49	0	19	1	11	1	0	0	2	15	0	0	0	0
Total	3465	24	2164	478	177	187	85	1	124	206	0	17	2	0
%		0.7	62.5	13.8	5.1	5.4	2.5	0.0	3.6	5.9	0.0	0.5	0.1	0.0

Town : Northborough
 Road : Bartlett Street
 Location : West of Cedar Hill

Site: 2021054
 5/29/2021
 Saturday

Daily Classification

EB

Interval Start	Total	Motor Bikes	Cars & Trailers	2 Axle Long	Buses	2 Axle 6 Tire	3 Axle Single	4 Axle Single	<5 Axle Double	5 Axle Double	>6 Axle Double	<6 Axle Multi	6 Axle Multi	>6 Axle Multi
12:00 AM	36	0	18	3	5	1	0	0	0	8	0	0	1	0
1:00 AM	68	1	23	5	18	2	2	0	0	16	0	1	0	0
2:00 AM	56	0	7	2	35	2	1	0	1	7	0	1	0	0
3:00 AM	43	0	14	1	11	1	1	0	0	13	0	2	0	0
4:00 AM	29	0	14	3	3	0	4	0	2	3	0	0	0	0
5:00 AM	40	0	21	3	1	5	1	0	1	8	0	0	0	0
6:00 AM	64	1	37	2	4	1	2	0	0	16	0	1	0	0
7:00 AM	66	0	40	10	4	2	2	0	1	7	0	0	0	0
8:00 AM	81	0	48	18	4	3	2	0	0	6	0	0	0	0
9:00 AM	76	0	56	12	1	4	2	0	0	1	0	0	0	0
10:00 AM	76	0	56	15	0	2	1	0	0	2	0	0	0	0
11:00 AM	87	0	62	15	0	6	1	0	0	2	0	0	1	0
12:00 PM	101	1	76	15	0	7	1	0	0	1	0	0	0	0
1:00 PM	91	0	72	12	1	2	2	0	1	1	0	0	0	0
2:00 PM	128	0	103	14	2	4	0	0	1	3	0	1	0	0
3:00 PM	79	1	58	12	1	2	0	0	1	4	0	0	0	0
4:00 PM	78	0	60	12	0	1	0	0	0	5	0	0	0	0
5:00 PM	81	2	54	17	1	3	0	0	0	4	0	0	0	0
6:00 PM	75	0	58	8	0	3	1	0	0	5	0	0	0	0
7:00 PM	93	0	69	13	3	0	2	0	0	6	0	0	0	0
8:00 PM	47	1	34	6	2	0	1	0	1	2	0	0	0	0
9:00 PM	34	0	17	4	2	0	1	0	0	10	0	0	0	0
10:00 PM	48	0	26	5	6	0	0	0	0	10	0	1	0	0
11:00 PM	25	0	17	1	1	0	0	0	0	6	0	0	0	0
Total	1602	7	1040	208	105	51	27	0	9	146	0	7	2	0
%		0.4	64.9	13.0	6.6	3.2	1.7	0.0	0.6	9.1	0.0	0.4	0.1	0.0

Town : Northborough
 Road : Bartlett Street
 Location : West of Cedar Hill

Site: 2021054
 5/30/2021
 Sunday

Daily Classification

EB

Interval Start	Total	Motor Bikes	Cars & Trailers	2 Axle Long	Buses	2 Axle 6 Tire	3 Axle Single	4 Axle Single	<5 Axle Double	5 Axle Double	>6 Axle Double	<6 Axle Multi	6 Axle Multi	>6 Axle Multi
12:00 AM	27	0	14	4	1	0	1	0	1	6	0	0	0	0
1:00 AM	49	0	13	3	18	1	1	0	1	12	0	0	0	0
2:00 AM	26	0	6	1	14	2	2	0	0	1	0	0	0	0
3:00 AM	35	0	17	2	7	1	3	0	0	5	0	0	0	0
4:00 AM	20	0	8	1	3	0	1	0	0	7	0	0	0	0
5:00 AM	38	0	26	6	1	2	0	0	1	2	0	0	0	0
6:00 AM	39	0	27	0	0	0	0	0	0	12	0	0	0	0
7:00 AM	32	0	20	0	1	4	1	0	0	6	0	0	0	0
8:00 AM	33	0	24	6	1	0	1	0	0	1	0	0	0	0
9:00 AM	59	0	43	9	0	3	2	0	0	2	0	0	0	0
10:00 AM	66	0	52	8	1	0	2	0	0	2	0	0	1	0
11:00 AM	95	1	73	16	1	0	3	0	0	1	0	0	0	0
12:00 PM	81	0	68	9	0	0	2	0	0	2	0	0	0	0
1:00 PM	79	0	54	15	2	2	1	0	0	5	0	0	0	0
2:00 PM	95	0	74	14	0	4	1	0	0	2	0	0	0	0
3:00 PM	63	0	52	9	1	1	0	0	0	0	0	0	0	0
4:00 PM	52	0	34	6	0	0	2	0	1	9	0	0	0	0
5:00 PM	56	0	46	6	0	0	0	0	0	4	0	0	0	0
6:00 PM	52	0	38	6	0	2	0	0	0	6	0	0	0	0
7:00 PM	108	0	81	9	4	5	1	0	0	8	0	0	0	0
8:00 PM	39	0	28	5	2	1	1	0	0	2	0	0	0	0
9:00 PM	32	0	15	4	2	1	1	0	1	8	0	0	0	0
10:00 PM	41	0	30	1	3	0	1	0	0	6	0	0	0	0
11:00 PM	31	0	15	2	4	0	1	0	0	9	0	0	0	0
Total	1248	1	858	142	66	29	28	0	5	118	0	0	1	0
%		0.1	68.8	11.4	5.3	2.3	2.2	0.0	0.4	9.5	0.0	0.0	0.1	0.0

Town : Northborough
 Road : Bartlett Street
 Location : West of Cedar Hill

Site: 2021054
 5/31/2021
 Monday

Daily Classification

EB

Interval Start	Total	Motor Bikes	Cars & Trailers	2 Axle Long	Buses	2 Axle 6 Tire	3 Axle Single	4 Axle Single	<5 Axle Double	5 Axle Double	>6 Axle Double	<6 Axle Multi	6 Axle Multi	>6 Axle Multi
12:00 AM	37	0	22	2	2	0	0	0	0	11	0	0	0	0
1:00 AM	32	0	14	1	7	0	0	0	1	9	0	0	0	0
2:00 AM	26	0	3	1	15	1	0	0	0	5	0	0	1	0
3:00 AM	24	0	5	1	6	0	6	0	0	6	0	0	0	0
4:00 AM	39	0	26	3	3	0	3	0	0	4	0	0	0	0
5:00 AM	42	0	23	6	1	1	0	0	1	9	0	0	1	0
6:00 AM	41	0	19	3	11	1	2	0	1	4	0	0	0	0
7:00 AM	37	0	18	3	6	4	3	0	0	3	0	0	0	0
8:00 AM	41	0	27	7	0	2	2	0	0	3	0	0	0	0
9:00 AM	52	0	38	11	0	0	1	0	0	2	0	0	0	0
10:00 AM	66	0	48	8	2	2	0	0	1	5	0	0	0	0
11:00 AM	66	1	45	13	1	2	0	0	1	2	0	1	0	0
12:00 PM	79	0	62	9	0	4	1	0	0	3	0	0	0	0
1:00 PM	93	0	70	12	0	4	0	0	1	6	0	0	0	0
2:00 PM	130	1	106	11	0	4	1	0	1	6	0	0	0	0
3:00 PM	75	0	57	15	0	1	0	0	1	1	0	0	0	0
4:00 PM	90	0	70	9	0	2	2	0	0	7	0	0	0	0
5:00 PM	80	0	60	14	0	1	0	0	0	5	0	0	0	0
6:00 PM	104	0	87	7	0	3	0	0	0	7	0	0	0	0
7:00 PM	97	0	70	11	0	1	0	0	1	14	0	0	0	0
8:00 PM	49	1	31	5	2	0	0	0	1	9	0	0	0	0
9:00 PM	36	0	20	2	3	1	0	0	2	8	0	0	0	0
10:00 PM	35	0	23	1	3	0	1	0	0	7	0	0	0	0
11:00 PM	33	0	13	2	3	0	1	0	0	13	0	0	1	0
Total	1404	3	957	157	65	34	23	0	12	149	0	1	3	0
%		0.2	68.2	11.2	4.6	2.4	1.6	0.0	0.9	10.6	0.0	0.1	0.2	0.0

Town : Northborough
 Road : Bartlett Street
 Location : West of Cedar Hill

Site: 2021054
 6/1/2021
 Tuesday

Daily Classification

EB

Interval Start	Total	Motor Bikes	Cars & Trailers	2 Axle Long	Buses	2 Axle 6 Tire	3 Axle Single	4 Axle Single	<5 Axle Double	5 Axle Double	>6 Axle Double	<6 Axle Multi	6 Axle Multi	>6 Axle Multi
12:00 AM	48	0	24	1	9	1	2	0	0	11	0	0	0	0
1:00 AM	50	0	15	4	13	1	0	0	1	16	0	0	0	0
2:00 AM	43	0	10	3	25	0	0	0	0	3	0	1	1	0
3:00 AM	45	0	15	0	21	2	2	0	0	5	0	0	0	0
4:00 AM	66	0	35	8	4	7	2	0	2	8	0	0	0	0
5:00 AM	142	1	71	30	11	10	2	0	6	11	0	0	0	0
6:00 AM	232	1	139	41	17	16	3	0	10	5	0	0	0	0
Total	626	2	309	87	100	37	11	0	19	59	0	1	1	0
%		0.3	49.4	13.9	16.0	5.9	1.8	0.0	3.0	9.4	0.0	0.2	0.2	0.0

Town : Northborough
 Road : Bartlett Street
 Location : West of Cedar Hill

Site: 2021054
 5/17/2021
 Monday

Daily Classification

WB

Interval Start	Total	Motor Bikes	Cars & Trailers	2 Axle Long	Buses	2 Axle 6 Tire	3 Axle Single	4 Axle Single	<5 Axle Double	5 Axle Double	>6 Axle Double	<6 Axle Multi	6 Axle Multi	>6 Axle Multi
12:00 AM	-	-	-	-	-	-	-	-	-	-	-	-	-	-
1:00 AM	-	-	-	-	-	-	-	-	-	-	-	-	-	-
2:00 AM	-	-	-	-	-	-	-	-	-	-	-	-	-	-
3:00 AM	-	-	-	-	-	-	-	-	-	-	-	-	-	-
4:00 AM	-	-	-	-	-	-	-	-	-	-	-	-	-	-
5:00 AM	-	-	-	-	-	-	-	-	-	-	-	-	-	-
6:00 AM	-	-	-	-	-	-	-	-	-	-	-	-	-	-
7:00 AM	-	-	-	-	-	-	-	-	-	-	-	-	-	-
8:00 AM	-	-	-	-	-	-	-	-	-	-	-	-	-	-
9:00 AM	-	-	-	-	-	-	-	-	-	-	-	-	-	-
10:00 AM	123	2	68	14	7	21	1	0	4	6	0	0	0	0
11:00 AM	133	0	98	12	0	14	0	0	5	4	0	0	0	0
12:00 PM	148	0	101	21	4	14	0	0	3	5	0	0	0	0
1:00 PM	197	0	131	33	6	16	1	0	2	8	0	0	0	0
2:00 PM	240	3	172	26	4	29	0	0	2	4	0	0	0	0
3:00 PM	322	1	222	45	9	27	1	0	4	13	0	0	0	0
4:00 PM	345	3	217	56	9	29	2	0	15	14	0	0	0	0
5:00 PM	325	3	221	50	5	19	1	0	19	7	0	0	0	0
6:00 PM	190	0	118	21	3	17	1	0	18	12	0	0	0	0
7:00 PM	172	0	119	14	3	12	2	0	13	9	0	0	0	0
8:00 PM	95	0	59	8	6	5	0	0	3	14	0	0	0	0
9:00 PM	70	1	35	6	3	3	5	0	3	12	0	2	0	0
10:00 PM	44	0	20	2	2	0	0	0	1	19	0	0	0	0
11:00 PM	42	0	19	1	7	0	1	0	1	13	0	0	0	0
Total	2446	13	1600	309	68	206	15	0	93	140	0	2	0	0
%		0.5	65.4	12.6	2.8	8.4	0.6	0.0	3.8	5.7	0.0	0.1	0.0	0.0

Town : Northborough
 Road : Bartlett Street
 Location : West of Cedar Hill

Site: 2021054
 5/18/2021
 Tuesday

Daily Classification

WB

Interval Start	Total	Motor Bikes	Cars & Trailers	2 Axle Long	Buses	2 Axle 6 Tire	3 Axle Single	4 Axle Single	<5 Axle Double	5 Axle Double	>6 Axle Double	<6 Axle Multi	6 Axle Multi	>6 Axle Multi
12:00 AM	43	0	19	2	11	1	1	0	0	9	0	0	0	0
1:00 AM	54	0	12	1	25	3	1	0	2	10	0	0	0	0
2:00 AM	62	0	21	2	24	0	1	0	1	11	0	2	0	0
3:00 AM	30	0	14	3	2	1	0	0	0	10	0	0	0	0
4:00 AM	45	0	14	4	5	5	3	0	0	13	0	1	0	0
5:00 AM	59	0	31	3	2	7	1	0	2	10	0	3	0	0
6:00 AM	144	3	105	10	6	7	0	0	3	7	0	3	0	0
7:00 AM	273	3	194	40	8	15	1	1	7	3	0	1	0	0
8:00 AM	190	1	120	33	0	16	0	1	5	10	1	3	0	0
9:00 AM	134	1	87	20	1	12	0	0	6	7	0	0	0	0
10:00 AM	129	0	76	20	4	17	0	0	3	9	0	0	0	0
11:00 AM	145	1	85	24	5	18	0	0	9	3	0	0	0	0
12:00 PM	189	3	124	25	3	20	1	0	3	10	0	0	0	0
1:00 PM	194	0	126	32	5	15	1	1	2	12	0	0	0	0
2:00 PM	259	1	167	39	7	32	0	0	3	10	0	0	0	0
3:00 PM	324	0	224	51	8	29	2	0	2	8	0	0	0	0
4:00 PM	314	0	221	46	4	28	1	0	7	7	0	0	0	0
5:00 PM	358	0	238	61	6	22	1	0	20	10	0	0	0	0
6:00 PM	206	0	125	30	2	7	2	0	24	16	0	0	0	0
7:00 PM	158	0	95	24	6	9	2	0	11	11	0	0	0	0
8:00 PM	109	0	77	13	4	3	0	0	3	9	0	0	0	0
9:00 PM	76	0	49	7	2	3	3	0	2	10	0	0	0	0
10:00 PM	53	0	24	3	7	0	6	0	3	9	0	1	0	0
11:00 PM	40	0	17	2	2	1	1	0	0	16	0	0	1	0
Total	3588	13	2265	495	149	271	28	3	118	230	1	14	1	0
%		0.4	63.1	13.8	4.2	7.6	0.8	0.1	3.3	6.4	0.0	0.4	0.0	0.0

Town : Northborough
 Road : Bartlett Street
 Location : West of Cedar Hill

Site: 2021054
 5/19/2021
 Wednesday

Daily Classification

WB

Interval Start	Total	Motor Bikes	Cars & Trailers	2 Axle Long	Buses	2 Axle 6 Tire	3 Axle Single	4 Axle Single	<5 Axle Double	5 Axle Double	>6 Axle Double	<6 Axle Multi	6 Axle Multi	>6 Axle Multi
12:00 AM	50	0	16	2	13	1	0	0	0	16	0	2	0	0
1:00 AM	57	0	16	3	26	3	1	0	1	6	0	1	0	0
2:00 AM	60	0	15	1	28	2	0	0	0	11	0	3	0	0
3:00 AM	37	0	16	2	2	1	2	0	2	12	0	0	0	0
4:00 AM	44	1	19	3	0	5	2	0	2	10	0	2	0	0
5:00 AM	69	0	31	8	3	10	1	0	3	9	0	4	0	0
6:00 AM	170	2	111	15	13	10	2	0	2	12	0	3	0	0
7:00 AM	272	1	189	39	5	15	2	0	4	15	0	2	0	0
8:00 AM	192	1	128	32	2	14	2	0	4	7	0	2	0	0
9:00 AM	124	1	72	21	1	14	1	1	2	11	0	0	0	0
10:00 AM	117	0	59	22	1	17	1	0	7	10	0	0	0	0
11:00 AM	130	0	80	26	2	10	1	1	4	6	0	0	0	0
12:00 PM	171	0	118	22	4	13	2	0	4	8	0	0	0	0
1:00 PM	184	1	122	29	6	20	1	0	1	4	0	0	0	0
2:00 PM	252	1	173	27	12	26	1	0	4	7	1	0	0	0
3:00 PM	302	0	207	45	6	25	1	1	6	11	0	0	0	0
4:00 PM	309	1	202	52	7	29	2	0	9	7	0	0	0	0
5:00 PM	351	0	245	44	9	26	1	0	16	10	0	0	0	0
6:00 PM	209	0	116	23	8	17	4	0	28	13	0	0	0	0
7:00 PM	169	1	121	13	2	8	1	0	14	9	0	0	0	0
8:00 PM	102	0	65	14	2	6	1	0	3	11	0	0	0	0
9:00 PM	62	0	41	6	0	1	2	0	0	12	0	0	0	0
10:00 PM	55	0	26	1	7	0	1	0	4	15	0	1	0	0
11:00 PM	48	1	22	1	5	0	2	0	0	16	0	0	1	0
Total	3536	11	2210	451	164	273	34	3	120	248	1	20	1	0
%		0.3	62.5	12.8	4.6	7.7	1.0	0.1	3.4	7.0	0.0	0.6	0.0	0.0

Town : Northborough
 Road : Bartlett Street
 Location : West of Cedar Hill

Site: 2021054
 5/20/2021
 Thursday

Daily Classification

WB

Interval Start	Total	Motor Bikes	Cars & Trailers	2 Axle Long	Buses	2 Axle 6 Tire	3 Axle Single	4 Axle Single	<5 Axle Double	5 Axle Double	>6 Axle Double	<6 Axle Multi	6 Axle Multi	>6 Axle Multi
12:00 AM	59	0	17	6	16	2	2	0	1	14	0	1	0	0
1:00 AM	59	0	18	2	25	3	0	0	1	10	0	0	0	0
2:00 AM	47	0	14	2	23	1	0	0	1	4	0	2	0	0
3:00 AM	36	1	11	2	4	1	2	0	0	14	0	1	0	0
4:00 AM	38	0	13	4	0	5	1	0	0	14	0	1	0	0
5:00 AM	72	0	37	6	3	10	2	0	1	8	0	5	0	0
6:00 AM	163	0	110	16	14	7	1	0	1	9	0	5	0	0
7:00 AM	240	4	172	33	5	14	0	0	3	8	0	1	0	0
8:00 AM	178	1	119	30	3	13	0	0	2	8	0	2	0	0
9:00 AM	132	0	86	18	3	12	0	0	4	8	0	1	0	0
10:00 AM	110	0	64	18	4	12	1	0	5	6	0	0	0	0
11:00 AM	149	0	102	23	4	14	0	0	3	3	0	0	0	0
12:00 PM	184	1	122	33	3	13	0	0	6	5	0	1	0	0
1:00 PM	195	2	138	31	5	8	2	0	3	6	0	0	0	0
2:00 PM	252	3	167	32	3	28	0	0	5	13	0	1	0	0
3:00 PM	299	0	203	53	7	25	1	0	5	5	0	0	0	0
4:00 PM	342	2	223	63	8	27	0	0	10	9	0	0	0	0
5:00 PM	335	0	219	57	4	21	1	0	22	11	0	0	0	0
6:00 PM	209	0	126	28	6	17	0	0	18	14	0	0	0	0
7:00 PM	161	0	108	16	3	9	0	0	17	8	0	0	0	0
8:00 PM	102	0	60	16	3	10	1	0	3	9	0	0	0	0
9:00 PM	64	0	42	5	4	3	3	0	1	6	0	0	0	0
10:00 PM	40	0	17	2	6	0	0	0	4	10	0	1	0	0
11:00 PM	56	0	27	4	5	2	0	0	1	16	0	0	1	0
Total	3522	14	2215	500	161	257	17	0	117	218	0	22	1	0
%		0.4	62.9	14.2	4.6	7.3	0.5	0.0	3.3	6.2	0.0	0.6	0.0	0.0

Town : Northborough
 Road : Bartlett Street
 Location : West of Cedar Hill

Site: 2021054
 5/21/2021
 Friday

Daily Classification

WB

Interval Start	Total	Motor Bikes	Cars & Trailers	2 Axle Long	Buses	2 Axle 6 Tire	3 Axle Single	4 Axle Single	<5 Axle Double	5 Axle Double	>6 Axle Double	<6 Axle Multi	6 Axle Multi	>6 Axle Multi
12:00 AM	47	0	14	3	12	2	3	0	0	12	0	1	0	0
1:00 AM	70	0	15	1	37	2	2	0	1	9	0	3	0	0
2:00 AM	47	0	11	3	16	2	1	0	0	12	0	2	0	0
3:00 AM	35	1	15	3	3	0	3	0	0	10	0	0	0	0
4:00 AM	45	0	15	5	1	6	0	0	3	14	0	1	0	0
5:00 AM	54	0	29	5	3	6	0	0	3	4	0	4	0	0
6:00 AM	167	0	113	12	9	10	0	0	2	13	0	8	0	0
7:00 AM	260	1	187	42	4	13	1	0	1	8	0	3	0	0
8:00 AM	172	1	117	26	2	15	0	0	5	4	0	2	0	0
9:00 AM	160	0	94	32	5	16	1	0	5	7	0	0	0	0
10:00 AM	107	0	64	23	1	13	1	0	1	4	0	0	0	0
11:00 AM	155	1	93	31	3	16	1	0	5	5	0	0	0	0
12:00 PM	200	0	127	33	4	21	2	0	4	9	0	0	0	0
1:00 PM	191	0	122	28	8	22	1	0	4	6	0	0	0	0
2:00 PM	244	0	169	30	5	27	0	0	6	7	0	0	0	0
3:00 PM	289	1	206	43	9	18	3	0	4	5	0	0	0	0
4:00 PM	334	1	235	47	4	19	2	0	19	7	0	0	0	0
5:00 PM	284	1	192	42	5	14	1	0	18	11	0	0	0	0
6:00 PM	180	0	108	20	5	18	3	0	18	8	0	0	0	0
7:00 PM	139	1	87	14	6	9	1	0	12	9	0	0	0	0
8:00 PM	107	1	78	7	2	2	0	0	5	11	0	1	0	0
9:00 PM	72	0	46	7	2	2	2	0	1	10	0	2	0	0
10:00 PM	44	0	25	1	5	3	1	0	3	5	0	1	0	0
11:00 PM	41	0	18	1	6	2	3	0	1	9	0	0	1	0
Total	3444	9	2180	459	157	258	32	0	121	199	0	28	1	0
%		0.3	63.3	13.3	4.6	7.5	0.9	0.0	3.5	5.8	0.0	0.8	0.0	0.0

Town : Northborough
 Road : Bartlett Street
 Location : West of Cedar Hill

Site: 2021054
 5/22/2021
 Saturday

Daily Classification

WB

Interval Start	Total	Motor Bikes	Cars & Trailers	2 Axle Long	Buses	2 Axle 6 Tire	3 Axle Single	4 Axle Single	<5 Axle Double	5 Axle Double	>6 Axle Double	<6 Axle Multi	6 Axle Multi	>6 Axle Multi
12:00 AM	40	0	15	5	11	0	1	0	0	8	0	0	0	0
1:00 AM	65	1	14	2	35	3	1	0	2	6	0	1	0	0
2:00 AM	38	0	12	2	6	2	1	0	1	13	0	1	0	0
3:00 AM	39	0	18	2	5	0	0	0	1	9	0	3	1	0
4:00 AM	28	0	11	2	0	1	0	0	1	12	0	1	0	0
5:00 AM	29	0	15	2	0	1	1	0	1	5	0	4	0	0
6:00 AM	60	1	39	3	2	1	0	0	2	10	0	2	0	0
7:00 AM	52	0	27	7	0	4	1	0	3	8	0	2	0	0
8:00 AM	110	0	81	18	0	2	0	0	2	6	0	1	0	0
9:00 AM	94	1	65	10	1	11	0	0	0	5	0	1	0	0
10:00 AM	108	0	71	15	0	14	0	0	0	8	0	0	0	0
11:00 AM	107	0	79	16	1	8	0	0	2	1	0	0	0	0
12:00 PM	97	0	72	8	0	13	1	0	0	3	0	0	0	0
1:00 PM	140	0	101	18	4	10	0	0	1	6	0	0	0	0
2:00 PM	153	1	111	23	2	14	1	0	0	1	0	0	0	0
3:00 PM	110	0	82	19	1	2	1	0	0	5	0	0	0	0
4:00 PM	106	0	85	8	0	7	1	0	0	5	0	0	0	0
5:00 PM	92	0	66	13	1	4	2	0	0	6	0	0	0	0
6:00 PM	102	0	66	19	1	5	0	0	0	11	0	0	0	0
7:00 PM	98	0	75	15	1	1	2	0	2	2	0	0	0	0
8:00 PM	63	0	38	8	2	4	3	0	2	6	0	0	0	0
9:00 PM	61	0	41	8	2	3	2	0	0	5	0	0	0	0
10:00 PM	55	0	27	8	4	3	3	0	0	10	0	0	0	0
11:00 PM	42	0	26	5	2	1	3	0	0	4	0	1	0	0
Total	1889	4	1237	236	81	114	24	0	20	155	0	17	1	0
%		0.2	65.5	12.5	4.3	6.0	1.3	0.0	1.1	8.2	0.0	0.9	0.1	0.0

Town : Northborough
 Road : Bartlett Street
 Location : West of Cedar Hill

Site: 2021054
 5/23/2021
 Sunday

Daily Classification

WB

Interval Start	Total	Motor Bikes	Cars & Trailers	2 Axle Long	Buses	2 Axle 6 Tire	3 Axle Single	4 Axle Single	<5 Axle Double	5 Axle Double	>6 Axle Double	<6 Axle Multi	6 Axle Multi	>6 Axle Multi
12:00 AM	40	0	14	1	13	1	1	0	0	10	0	0	0	0
1:00 AM	39	0	14	1	16	2	2	0	0	4	0	0	0	0
2:00 AM	23	0	8	1	5	2	0	0	0	7	0	0	0	0
3:00 AM	13	0	5	0	0	0	0	0	1	7	0	0	0	0
4:00 AM	17	0	8	1	1	1	1	0	0	5	0	0	0	0
5:00 AM	27	0	16	5	0	2	1	0	0	3	0	0	0	0
6:00 AM	29	0	20	3	0	0	1	0	2	3	0	0	0	0
7:00 AM	41	0	30	3	0	3	0	0	0	5	0	0	0	0
8:00 AM	74	0	56	11	1	4	0	0	0	2	0	0	0	0
9:00 AM	67	0	49	8	1	6	0	0	0	3	0	0	0	0
10:00 AM	88	0	68	14	0	2	0	0	0	4	0	0	0	0
11:00 AM	99	0	74	17	1	4	0	0	1	2	0	0	0	0
12:00 PM	81	0	56	9	0	13	1	0	0	2	0	0	0	0
1:00 PM	115	0	91	7	1	10	0	0	0	6	0	0	0	0
2:00 PM	135	0	108	14	0	6	0	0	0	7	0	0	0	0
3:00 PM	97	0	69	14	0	11	0	0	0	3	0	0	0	0
4:00 PM	90	0	59	21	0	6	1	0	0	2	0	0	1	0
5:00 PM	74	0	57	6	0	8	0	0	0	3	0	0	0	0
6:00 PM	65	0	48	5	1	3	1	0	0	7	0	0	0	0
7:00 PM	74	0	51	10	1	2	2	0	1	7	0	0	0	0
8:00 PM	66	0	47	5	0	3	1	0	0	10	0	0	0	0
9:00 PM	41	0	25	3	3	2	1	0	0	7	0	0	0	0
10:00 PM	32	0	16	3	3	0	0	0	1	9	0	0	0	0
11:00 PM	31	0	18	1	3	1	0	0	0	8	0	0	0	0
Total	1458	0	1007	163	50	92	13	0	6	126	0	0	1	0
%		0.0	69.1	11.2	3.4	6.3	0.9	0.0	0.4	8.6	0.0	0.0	0.1	0.0

Town : Northborough
 Road : Bartlett Street
 Location : West of Cedar Hill

Site: 2021054
 5/24/2021
 Monday

Daily Classification

WB

Interval Start	Total	Motor Bikes	Cars & Trailers	2 Axle Long	Buses	2 Axle 6 Tire	3 Axle Single	4 Axle Single	<5 Axle Double	5 Axle Double	>6 Axle Double	<6 Axle Multi	6 Axle Multi	>6 Axle Multi
12:00 AM	34	0	10	1	13	0	1	0	0	9	0	0	0	0
1:00 AM	54	0	7	1	35	3	2	0	0	6	0	0	0	0
2:00 AM	32	0	8	0	17	0	1	0	0	6	0	0	0	0
3:00 AM	30	0	13	2	4	0	2	0	1	8	0	0	0	0
4:00 AM	35	0	16	3	2	3	0	0	0	11	0	0	0	0
5:00 AM	51	0	30	5	3	7	2	0	0	4	0	0	0	0
6:00 AM	153	1	107	15	11	10	2	0	1	6	0	0	0	0
7:00 AM	241	4	176	35	4	11	2	0	3	5	1	0	0	0
8:00 AM	194	1	133	27	3	15	0	0	7	8	0	0	0	0
9:00 AM	126	1	80	20	3	11	1	0	8	2	0	0	0	0
10:00 AM	143	0	81	33	6	18	1	0	1	3	0	0	0	0
11:00 AM	135	1	86	20	2	17	2	0	5	2	0	0	0	0
12:00 PM	164	1	112	26	5	14	0	0	1	5	0	0	0	0
1:00 PM	159	1	95	24	2	20	1	0	5	11	0	0	0	0
2:00 PM	250	0	172	43	2	20	2	0	3	8	0	0	0	0
3:00 PM	306	2	204	44	6	29	2	0	10	9	0	0	0	0
4:00 PM	342	0	230	52	7	33	0	0	11	9	0	0	0	0
5:00 PM	341	0	238	45	6	16	1	0	22	13	0	0	0	0
6:00 PM	214	0	133	17	5	19	3	0	21	16	0	0	0	0
7:00 PM	167	0	111	21	2	12	3	0	11	7	0	0	0	0
8:00 PM	93	0	56	10	6	6	2	0	0	13	0	0	0	0
9:00 PM	69	0	43	3	4	4	1	0	2	12	0	0	0	0
10:00 PM	57	0	24	2	10	0	2	0	4	15	0	0	0	0
11:00 PM	49	1	23	2	4	1	3	0	1	14	0	0	0	0
Total	3439	13	2188	451	162	269	36	0	117	202	1	0	0	0
%		0.4	63.6	13.1	4.7	7.8	1.0	0.0	3.4	5.9	0.0	0.0	0.0	0.0

Town : Northborough
 Road : Bartlett Street
 Location : West of Cedar Hill

Site: 2021054
 5/25/2021
 Tuesday

Daily Classification

WB

Interval Start	Total	Motor Bikes	Cars & Trailers	2 Axle Long	Buses	2 Axle 6 Tire	3 Axle Single	4 Axle Single	<5 Axle Double	5 Axle Double	>6 Axle Double	<6 Axle Multi	6 Axle Multi	>6 Axle Multi
12:00 AM	34	0	13	0	10	0	0	0	0	10	0	1	0	0
1:00 AM	63	0	12	4	29	2	4	0	1	11	0	0	0	0
2:00 AM	45	0	13	1	18	1	0	0	1	10	0	1	0	0
3:00 AM	40	0	16	1	6	0	1	0	3	11	0	2	0	0
4:00 AM	46	0	18	7	1	4	1	0	1	11	0	3	0	0
5:00 AM	64	0	32	7	1	9	3	0	1	7	0	4	0	0
6:00 AM	148	1	104	16	9	7	0	0	1	6	0	4	0	0
7:00 AM	268	1	190	42	7	17	1	0	4	6	0	0	0	0
8:00 AM	184	0	117	33	2	16	1	0	6	8	0	1	0	0
9:00 AM	139	3	86	17	1	15	1	0	5	11	0	0	0	0
10:00 AM	103	0	74	11	3	13	0	0	1	1	0	0	0	0
11:00 AM	163	1	108	18	2	11	0	0	10	12	1	0	0	0
12:00 PM	169	0	103	27	4	16	1	0	9	8	0	1	0	0
1:00 PM	202	1	134	32	8	16	1	0	5	5	0	0	0	0
2:00 PM	258	0	170	43	3	29	1	0	4	8	0	0	0	0
3:00 PM	301	1	214	42	5	27	0	0	3	9	0	0	0	0
4:00 PM	352	2	245	58	3	26	0	0	11	7	0	0	0	0
5:00 PM	369	2	243	51	12	20	2	0	25	14	0	0	0	0
6:00 PM	206	1	129	25	5	20	2	0	15	9	0	0	0	0
7:00 PM	164	0	96	20	5	9	3	0	17	14	0	0	0	0
8:00 PM	105	0	70	10	6	9	0	0	2	8	0	0	0	0
9:00 PM	67	0	45	4	1	1	2	0	0	14	0	0	0	0
10:00 PM	58	1	27	4	4	2	2	0	4	13	0	1	0	0
11:00 PM	45	1	19	0	4	2	5	0	1	11	0	1	1	0
Total	3593	15	2278	473	149	272	31	0	130	224	1	19	1	0
%		0.4	63.4	13.2	4.1	7.6	0.9	0.0	3.6	6.2	0.0	0.5	0.0	0.0

Town : Northborough
 Road : Bartlett Street
 Location : West of Cedar Hill

Site: 2021054
 5/26/2021
 Wednesday

Daily Classification

WB

Interval Start	Total	Motor Bikes	Cars & Trailers	2 Axle Long	Buses	2 Axle 6 Tire	3 Axle Single	4 Axle Single	<5 Axle Double	5 Axle Double	>6 Axle Double	<6 Axle Multi	6 Axle Multi	>6 Axle Multi
12:00 AM	52	0	19	3	13	2	2	0	0	12	0	1	0	0
1:00 AM	68	0	15	2	28	2	3	0	1	16	0	1	0	0
2:00 AM	52	0	13	3	20	1	0	0	1	13	1	0	0	0
3:00 AM	44	0	17	2	5	2	3	0	0	14	0	1	0	0
4:00 AM	42	0	14	5	1	4	2	0	0	16	0	0	0	0
5:00 AM	80	0	47	7	4	9	1	0	1	9	0	2	0	0
6:00 AM	149	1	96	9	9	14	1	0	2	10	0	7	0	0
7:00 AM	275	1	201	38	4	16	1	0	3	9	1	1	0	0
8:00 AM	191	2	123	31	3	14	0	0	8	10	0	0	0	0
9:00 AM	130	0	77	31	3	10	0	0	2	6	0	1	0	0
10:00 AM	112	0	69	12	4	12	2	0	4	9	0	0	0	0
11:00 AM	154	0	94	33	3	13	0	0	6	5	0	0	0	0
12:00 PM	194	0	123	31	6	23	1	0	3	7	0	0	0	0
1:00 PM	193	1	130	29	5	17	2	0	2	6	0	1	0	0
2:00 PM	265	2	177	37	4	32	1	0	4	8	0	0	0	0
3:00 PM	294	0	213	37	8	23	2	0	3	8	0	0	0	0
4:00 PM	351	1	227	58	8	31	4	0	13	9	0	0	0	0
5:00 PM	336	1	230	44	6	24	3	0	15	13	0	0	0	0
6:00 PM	204	0	129	22	6	13	3	0	21	10	0	0	0	0
7:00 PM	138	0	98	8	4	4	1	0	13	10	0	0	0	0
8:00 PM	101	0	68	9	4	8	1	0	1	10	0	0	0	0
9:00 PM	65	0	43	5	0	3	0	0	2	11	0	1	0	0
10:00 PM	42	0	23	1	2	2	3	0	1	10	0	0	0	0
11:00 PM	36	0	13	3	4	2	1	0	0	12	0	0	1	0
Total	3568	9	2259	460	154	281	37	0	106	243	2	16	1	0
%		0.3	63.3	12.9	4.3	7.9	1.0	0.0	3.0	6.8	0.1	0.4	0.0	0.0

Town : Northborough
 Road : Bartlett Street
 Location : West of Cedar Hill

Site: 2021054
 5/27/2021
 Thursday

Daily Classification

WB

Interval Start	Total	Motor Bikes	Cars & Trailers	2 Axle Long	Buses	2 Axle 6 Tire	3 Axle Single	4 Axle Single	<5 Axle Double	5 Axle Double	>6 Axle Double	<6 Axle Multi	6 Axle Multi	>6 Axle Multi
12:00 AM	60	0	18	2	12	3	4	0	0	20	0	1	0	0
1:00 AM	61	0	13	1	33	1	2	0	0	10	0	1	0	0
2:00 AM	52	0	16	2	16	2	0	0	3	12	0	1	0	0
3:00 AM	37	0	11	3	5	4	1	0	1	10	0	2	0	0
4:00 AM	39	0	13	3	2	5	0	0	2	12	0	2	0	0
5:00 AM	72	0	37	9	3	7	0	0	0	14	0	2	0	0
6:00 AM	176	2	127	15	13	8	0	0	0	9	0	2	0	0
7:00 AM	276	1	194	42	4	15	1	0	3	13	0	3	0	0
8:00 AM	198	2	116	40	4	18	7	0	3	6	0	2	0	0
9:00 AM	143	1	82	24	5	13	8	0	4	6	0	0	0	0
10:00 AM	116	0	68	21	4	12	5	0	3	3	0	0	0	0
11:00 AM	167	0	101	28	1	20	6	1	3	7	0	0	0	0
12:00 PM	178	2	120	21	11	7	6	0	5	6	0	0	0	0
1:00 PM	198	1	128	28	6	17	9	0	1	8	0	0	0	0
2:00 PM	263	1	189	32	2	25	5	0	2	7	0	0	0	0
3:00 PM	320	1	219	49	8	31	2	0	1	9	0	0	0	0
4:00 PM	341	0	233	53	8	29	1	0	10	6	0	1	0	0
5:00 PM	350	1	247	46	3	22	1	0	22	8	0	0	0	0
6:00 PM	247	1	150	34	2	17	4	0	24	15	0	0	0	0
7:00 PM	199	0	142	14	5	12	0	0	13	13	0	0	0	0
8:00 PM	106	0	76	12	5	2	1	0	3	7	0	0	0	0
9:00 PM	66	0	49	8	1	1	2	0	3	2	0	0	0	0
10:00 PM	51	0	24	3	5	2	0	0	1	15	0	1	0	0
11:00 PM	47	0	22	0	6	1	1	0	1	15	0	0	1	0
Total	3763	13	2395	490	164	274	66	1	108	233	0	18	1	0
%		0.3	63.6	13.0	4.4	7.3	1.8	0.0	2.9	6.2	0.0	0.5	0.0	0.0

Town : Northborough
 Road : Bartlett Street
 Location : West of Cedar Hill

Site: 2021054
 5/28/2021
 Friday

Daily Classification

WB

Interval Start	Total	Motor Bikes	Cars & Trailers	2 Axle Long	Buses	2 Axle 6 Tire	3 Axle Single	4 Axle Single	<5 Axle Double	5 Axle Double	>6 Axle Double	<6 Axle Multi	6 Axle Multi	>6 Axle Multi
12:00 AM	48	0	17	2	5	2	3	0	0	18	0	1	0	0
1:00 AM	69	0	17	3	29	2	3	0	0	14	0	1	0	0
2:00 AM	67	0	17	4	23	2	2	0	2	15	0	2	0	0
3:00 AM	42	0	10	2	2	3	6	0	1	16	0	1	1	0
4:00 AM	49	0	19	4	1	6	2	0	1	14	0	2	0	0
5:00 AM	69	1	37	4	3	9	1	0	2	12	0	0	0	0
6:00 AM	139	0	102	11	7	4	0	0	4	3	0	8	0	0
7:00 AM	229	0	147	42	6	16	3	0	3	11	0	1	0	0
8:00 AM	177	3	100	33	5	15	7	0	1	12	0	1	0	0
9:00 AM	123	2	74	18	3	12	7	0	4	3	0	0	0	0
10:00 AM	115	0	67	13	5	14	7	0	1	8	0	0	0	0
11:00 AM	155	1	97	23	3	13	6	0	5	7	0	0	0	0
12:00 PM	180	1	113	31	2	18	6	0	3	6	0	0	0	0
1:00 PM	221	2	145	29	5	22	7	0	6	5	0	0	0	0
2:00 PM	281	1	202	37	3	29	3	0	1	5	0	0	0	0
3:00 PM	341	0	236	51	8	33	1	0	6	6	0	0	0	0
4:00 PM	290	0	191	39	8	33	4	0	10	5	0	0	0	0
5:00 PM	252	3	173	28	2	19	1	0	18	8	0	0	0	0
6:00 PM	160	0	95	25	5	10	0	0	18	7	0	0	0	0
7:00 PM	131	1	88	14	2	4	0	0	15	7	0	0	0	0
8:00 PM	74	0	49	7	0	3	3	0	4	8	0	0	0	0
9:00 PM	46	0	28	4	5	1	2	0	1	5	0	0	0	0
10:00 PM	53	0	24	1	5	3	3	0	2	15	0	0	0	0
11:00 PM	39	0	18	2	5	1	1	0	1	10	0	0	1	0
Total	3350	15	2066	427	142	274	78	0	109	220	0	17	2	0
%		0.4	61.7	12.7	4.2	8.2	2.3	0.0	3.3	6.6	0.0	0.5	0.1	0.0

Town : Northborough
 Road : Bartlett Street
 Location : West of Cedar Hill

Site: 2021054
 5/29/2021
 Saturday

Daily Classification

WB

Interval Start	Total	Motor Bikes	Cars & Trailers	2 Axle Long	Buses	2 Axle 6 Tire	3 Axle Single	4 Axle Single	<5 Axle Double	5 Axle Double	>6 Axle Double	<6 Axle Multi	6 Axle Multi	>6 Axle Multi
12:00 AM	34	0	8	5	8	0	2	0	0	10	0	1	0	0
1:00 AM	75	0	17	1	34	5	2	0	0	15	0	1	0	0
2:00 AM	34	0	8	0	15	0	0	0	0	10	0	1	0	0
3:00 AM	28	0	12	0	4	2	0	0	1	7	0	1	1	0
4:00 AM	31	0	14	1	2	0	1	0	1	11	0	1	0	0
5:00 AM	32	1	13	1	0	2	2	0	2	7	0	4	0	0
6:00 AM	60	0	39	3	2	0	1	0	2	11	0	2	0	0
7:00 AM	60	0	36	9	1	2	0	0	0	10	0	2	0	0
8:00 AM	84	0	50	19	0	5	1	0	0	9	0	0	0	0
9:00 AM	84	0	56	17	0	3	0	0	1	5	0	2	0	0
10:00 AM	68	0	44	10	0	7	0	0	0	5	0	1	1	0
11:00 AM	81	0	64	5	0	10	0	0	0	2	0	0	0	0
12:00 PM	79	0	61	6	1	8	0	0	0	3	0	0	0	0
1:00 PM	84	1	60	11	4	5	0	0	0	3	0	0	0	0
2:00 PM	110	0	80	15	2	4	0	0	0	8	0	1	0	0
3:00 PM	84	0	64	11	0	3	2	0	0	4	0	0	0	0
4:00 PM	86	0	61	13	0	7	1	0	0	4	0	0	0	0
5:00 PM	75	0	50	9	2	8	2	0	1	3	0	0	0	0
6:00 PM	83	0	66	7	0	3	0	0	0	7	0	0	0	0
7:00 PM	79	0	57	12	2	2	0	0	0	6	0	0	0	0
8:00 PM	43	0	27	6	0	3	0	0	0	7	0	0	0	0
9:00 PM	42	0	24	2	0	2	3	0	0	11	0	0	0	0
10:00 PM	34	0	14	4	4	0	2	0	0	10	0	0	0	0
11:00 PM	26	0	13	3	1	1	1	0	0	7	0	0	0	0
Total	1496	2	938	170	82	82	20	0	8	175	0	17	2	0
%		0.1	62.7	11.4	5.5	5.5	1.3	0.0	0.5	11.7	0.0	1.1	0.1	0.0

Town : Northborough
 Road : Bartlett Street
 Location : West of Cedar Hill

Site: 2021054
 5/30/2021
 Sunday

Daily Classification

WB

Interval Start	Total	Motor Bikes	Cars & Trailers	2 Axle Long	Buses	2 Axle 6 Tire	3 Axle Single	4 Axle Single	<5 Axle Double	5 Axle Double	>6 Axle Double	<6 Axle Multi	6 Axle Multi	>6 Axle Multi
12:00 AM	38	0	18	0	10	2	4	0	0	4	0	0	0	0
1:00 AM	47	1	19	1	18	0	1	0	1	6	0	0	0	0
2:00 AM	21	0	7	2	7	0	0	0	1	4	0	0	0	0
3:00 AM	23	0	10	1	2	1	2	0	0	7	0	0	0	0
4:00 AM	16	0	7	0	0	1	1	0	0	7	0	0	0	0
5:00 AM	21	0	13	2	0	1	1	0	1	3	0	0	0	0
6:00 AM	25	0	16	2	0	2	1	0	0	4	0	0	0	0
7:00 AM	35	0	27	0	1	1	1	0	0	5	0	0	0	0
8:00 AM	59	0	51	8	0	0	0	0	0	0	0	0	0	0
9:00 AM	48	0	40	3	0	2	0	0	0	3	0	0	0	0
10:00 AM	56	0	39	5	0	5	1	0	0	5	0	0	1	0
11:00 AM	73	0	50	15	0	4	0	0	0	4	0	0	0	0
12:00 PM	66	0	47	12	0	2	1	0	0	4	0	0	0	0
1:00 PM	77	0	57	12	0	3	0	0	0	4	0	0	1	0
2:00 PM	88	0	69	11	1	2	0	0	0	5	0	0	0	0
3:00 PM	72	0	57	10	0	2	0	0	0	3	0	0	0	0
4:00 PM	77	1	51	13	1	2	1	0	0	8	0	0	0	0
5:00 PM	69	0	51	11	0	2	1	0	1	3	0	0	0	0
6:00 PM	71	0	48	10	1	4	2	0	0	6	0	0	0	0
7:00 PM	59	0	45	6	2	0	0	0	0	6	0	0	0	0
8:00 PM	55	0	41	1	3	3	1	0	0	6	0	0	0	0
9:00 PM	35	0	23	0	1	3	0	0	1	7	0	0	0	0
10:00 PM	29	0	14	3	3	0	1	0	0	8	0	0	0	0
11:00 PM	28	0	15	0	2	0	2	0	0	9	0	0	0	0
Total	1188	2	815	128	52	42	21	0	5	121	0	0	2	0
%		0.2	68.6	10.8	4.4	3.5	1.8	0.0	0.4	10.2	0.0	0.0	0.2	0.0

Town : Northborough
 Road : Bartlett Street
 Location : West of Cedar Hill

Site: 2021054
 5/31/2021
 Monday

Daily Classification

WB

Interval Start	Total	Motor Bikes	Cars & Trailers	2 Axle Long	Buses	2 Axle 6 Tire	3 Axle Single	4 Axle Single	<5 Axle Double	5 Axle Double	>6 Axle Double	<6 Axle Multi	6 Axle Multi	>6 Axle Multi
12:00 AM	24	0	11	1	3	1	2	0	0	6	0	0	0	0
1:00 AM	39	0	11	2	22	0	2	0	0	2	0	0	0	0
2:00 AM	28	0	11	1	6	0	3	0	0	7	0	0	0	0
3:00 AM	33	0	20	0	2	0	1	0	0	10	0	0	0	0
4:00 AM	22	0	8	1	2	2	1	0	0	8	0	0	0	0
5:00 AM	26	0	14	2	2	1	2	0	0	5	0	0	0	0
6:00 AM	28	0	16	0	1	2	2	0	0	7	0	0	0	0
7:00 AM	32	0	23	4	0	1	1	0	0	3	0	0	0	0
8:00 AM	80	0	62	13	0	1	0	0	1	3	0	0	0	0
9:00 AM	64	0	46	8	1	3	1	0	0	5	0	0	0	0
10:00 AM	68	0	46	10	0	4	4	0	1	2	0	1	0	0
11:00 AM	76	1	60	7	1	4	0	0	1	2	0	0	0	0
12:00 PM	72	0	52	11	0	1	3	0	0	4	0	1	0	0
1:00 PM	111	0	86	11	2	5	0	0	0	7	0	0	0	0
2:00 PM	116	0	89	10	2	10	1	0	0	4	0	0	0	0
3:00 PM	88	0	60	16	1	5	0	0	0	5	0	1	0	0
4:00 PM	98	0	72	12	0	8	3	0	0	3	0	0	0	0
5:00 PM	76	0	54	13	0	4	2	0	0	3	0	0	0	0
6:00 PM	61	0	44	7	0	2	2	0	0	6	0	0	0	0
7:00 PM	105	0	69	11	1	7	4	0	0	13	0	0	0	0
8:00 PM	72	0	46	4	4	7	5	0	0	6	0	0	0	0
9:00 PM	33	0	20	2	2	0	0	0	2	7	0	0	0	0
10:00 PM	46	0	23	1	6	0	0	0	0	16	0	0	0	0
11:00 PM	35	0	13	2	9	1	1	0	0	8	0	0	1	0
Total	1433	1	956	149	67	69	40	0	5	142	0	3	1	0
%		0.1	66.7	10.4	4.7	4.8	2.8	0.0	0.3	9.9	0.0	0.2	0.1	0.0

Town : Northborough
 Road : Bartlett Street
 Location : West of Cedar Hill

Site: 2021054
 6/1/2021
 Tuesday

Daily Classification

WB

Interval Start	Total	Motor Bikes	Cars & Trailers	2 Axle Long	Buses	2 Axle 6 Tire	3 Axle Single	4 Axle Single	<5 Axle Double	5 Axle Double	>6 Axle Double	<6 Axle Multi	6 Axle Multi	>6 Axle Multi
12:00 AM	45	0	12	4	17	1	3	0	0	8	0	0	0	0
1:00 AM	50	0	10	2	30	1	0	0	0	6	0	1	0	0
2:00 AM	30	0	11	0	17	0	0	0	0	2	0	0	0	0
3:00 AM	40	0	17	2	5	3	0	0	0	13	0	0	0	0
4:00 AM	41	0	17	5	2	8	0	0	1	8	0	0	0	0
5:00 AM	62	0	31	10	3	7	1	0	0	10	0	0	0	0
6:00 AM	120	0	84	9	10	9	2	0	0	6	0	0	0	0
Total	388	0	182	32	84	29	6	0	1	53	0	1	0	0
%		0.0	46.9	8.2	21.6	7.5	1.5	0.0	0.3	13.7	0.0	0.3	0.0	0.0

Town : Northborough
 Road : Bartlett Street
 Location : West of Cedar Hill

Site: 2021054

Speed Statistics Per Day

Combined Channels									
mph	Mon 5/17/2021	Tue 5/18/2021	Wed 5/19/2021	Thu 5/20/2021	Fri 5/21/2021	Sat 5/22/2021	Sun 5/23/2021	Mon 5/24/2021	Tue 5/25/2021
Count	4649	7430	7255	7235	6998	4007	2924	6899	7326
Minimum	10.2	10.1	10.4	10.1	10.3	10.4	12.0	10.0	10.0
Maximum	85.2	75.1	85.8	87.1	87.9	78.9	73.7	72.9	85.4
Average	39.6	39.6	39.8	40.0	39.8	40.3	40.4	39.8	40.1
Median	40.7	40.6	40.7	40.7	40.5	41.2	41.1	40.4	40.8
<u>Pace Range</u>	36.8 - 46.8	36.0 - 46.0	36.2 - 46.2	36.1 - 46.1	36.3 - 46.3	37.2 - 47.2	36.7 - 46.7	35.3 - 45.3	36.2 - 46.2
Count	2765	4434	4353	4319	4199	2359	1671	4184	4473
	59%	60%	60%	60%	60%	59%	57%	61%	61%
<u>Percentiles</u>									
10 %	29.6	30.0	30.4	31.0	30.6	30.5	30.1	31.2	31.1
15 %	32.6	32.9	33.1	33.3	33.0	33.0	32.9	33.4	33.4
50 %	40.7	40.6	40.7	40.7	40.5	41.2	41.1	40.4	40.8
85 %	46.4	46.3	46.3	46.4	46.2	46.9	47.2	46.2	46.4
90 %	47.8	47.8	47.6	47.8	47.5	48.3	48.7	47.4	47.6
<u>Speeds Exceeded</u>									
25	4414	7103	7005	7025	6782	3889	2827	6709	7148
	95%	96%	97%	97%	97%	97%	97%	97%	98%
35	3666	5872	5734	5742	5528	3182	2329	5503	5886
	79%	79%	79%	79%	79%	79%	80%	80%	80%
45	1018	1576	1524	1558	1454	968	743	1371	1613
	22%	21%	21%	22%	21%	24%	25%	20%	22%
55	33	75	44	72	56	44	43	43	60
	1%	1%	1%	1%	1%	1%	1%	1%	1%
65	2	8	4	5	11	4	7	1	6
	0.0%	0.1%	0.1%	0.1%	0%	0.1%	0.2%	0.0%	0.1%
75	1	1	2	1	4	2	0	0	2
	0.0%	0.0%	0.0%	0.0%	0.1%	0.0%	0%	0%	0.0%

Town : Northborough
 Road : Bartlett Street
 Location : West of Cedar Hill

Site: 2021054

Speed Statistics Per Day

Combined Channels							
mph	Wed 5/26/2021	Thu 5/27/2021	Fri 5/28/2021	Sat 5/29/2021	Sun 5/30/2021	Mon 5/31/2021	Tue 6/1/2021
Count	7216	7530	6815	3098	2436	2837	1014
Minimum	10.2	10.2	10.1	11.1	10.7	10.2	10.5
Maximum	84.7	87.7	75.0	74.8	64.9	66.6	67.2
Average	39.8	39.8	39.2	38.9	39.0	39.3	37.9
Median	40.4	40.6	39.9	39.8	39.9	40.1	38.3
<u>Pace Range</u>	36.5 - 46.5	36.2 - 46.2	35.3 - 45.3	35.7 - 45.7	35.7 - 45.7	36.7 - 46.7	34.5 - 44.5
Count	4285	4524	3946	1687	1376	1524	528
	59%	60%	58%	54%	56%	54%	52%
<u>Percentiles</u>							
10 %	30.8	31.0	30.2	28.9	28.7	28.8	27.8
15 %	32.9	33.1	32.3	30.7	31.1	31.3	29.9
50 %	40.4	40.6	39.9	39.7	39.9	40.1	38.3
85 %	46.3	46.1	45.8	46.0	45.9	46.6	45.3
90 %	47.6	47.4	47.1	47.5	47.4	48.2	46.7
<u>Speeds Exceeded</u>							
25	7022 97%	7320 97%	6595 97%	2983 96%	2330 96%	2719 96%	957 94%
35	5698 79%	5947 79%	5166 76%	2243 72%	1819 75%	2116 75%	681 67%
45	1502 21%	1546 21%	1265 19%	589 19%	468 19%	624 22%	165 16%
55	43 1%	47 1%	45 1%	28 1%	21 1%	31 1%	14 1%
65	3 0.0%	4 0.1%	3 0.0%	1 0.0%	0 0%	1 0.0%	2 0.2%
75	1 0.0%	2 0.0%	0 0%	0 0%	0 0%	0 0%	0 0%

Town : Northborough
 Road : Bartlett Street
 Location : West of Cedar Hill

Site: 2021054

Weekly Volume

Interval Start	Mon 5/17/2021		Tue 5/18/2021		Wed 5/19/2021		Thu 5/20/2021		Fri 5/21/2021		Sat 5/22/2021		Sun 5/23/2021		Mon - Fri Average		Weekly Average	
	EB	WB	EB	WB	EB	WB	EB	WB	EB	WB	EB	WB	EB	WB	EB	WB	EB	WB
12:00 AM	-	-	57	43	50	50	40	59	37	47	48	40	33	40	46.0	49.8	44.2	46.5
1:00 AM	-	-	63	54	65	57	72	59	56	70	51	65	42	39	64.0	60.0	58.2	57.3
2:00 AM	-	-	51	62	51	60	53	47	56	47	48	38	26	23	52.8	54.0	47.5	46.2
3:00 AM	-	-	57	30	62	37	50	36	56	35	51	39	31	13	56.3	34.5	51.2	31.7
4:00 AM	-	-	65	45	68	44	61	38	63	45	43	28	11	17	64.3	43.0	51.8	36.2
5:00 AM	-	-	143	59	137	69	140	72	112	54	57	29	35	27	133.0	63.5	104.0	51.7
6:00 AM	-	-	215	144	212	170	220	163	205	167	82	60	42	29	213.0	161.0	162.7	122.2
7:00 AM	-	-	355	273	381	272	364	240	331	260	90	52	42	41	357.8	261.3	260.5	189.7
8:00 AM	-	-	295	190	295	192	268	178	272	172	111	110	45	74	282.5	183.0	214.3	152.7
9:00 AM	125	99	200	134	178	124	196	132	175	160	109	94	70	67	187.3	137.5	154.7	118.5
10:00 AM	169	123	203	129	213	117	192	110	198	107	116	108	95	88	195.0	117.2	169.4	111.7
11:00 AM	146	133	166	145	154	130	161	149	146	155	129	107	64	99	154.6	142.4	138.0	131.1
12:00 PM	164	148	209	189	157	171	168	184	179	200	115	97	104	81	175.4	178.4	156.6	152.9
1:00 PM	198	197	221	194	190	184	192	195	193	191	138	140	122	115	198.8	192.2	179.1	173.7
2:00 PM	271	240	266	259	233	252	242	252	253	244	142	153	108	135	253.0	249.4	216.4	219.3
3:00 PM	205	322	186	324	214	302	232	299	231	289	113	110	95	97	213.6	307.2	182.3	249.0
4:00 PM	201	345	213	314	216	309	217	342	194	334	134	106	87	90	208.2	328.8	180.3	262.9
5:00 PM	205	325	228	358	231	351	210	335	217	284	116	92	93	74	218.2	330.6	185.7	259.9
6:00 PM	141	190	180	206	162	209	185	209	152	180	115	102	71	65	164.0	198.8	143.7	165.9
7:00 PM	185	172	170	158	166	169	152	161	140	139	89	98	100	74	162.6	159.8	143.1	138.7
8:00 PM	115	95	108	109	112	102	121	102	87	107	76	63	51	66	108.6	103.0	95.7	92.0
9:00 PM	86	70	73	76	72	62	90	64	93	72	59	61	32	41	82.8	68.8	72.1	63.7
10:00 PM	67	44	62	53	45	55	53	40	53	44	38	55	37	32	56.0	47.2	50.7	46.1
11:00 PM	50	42	56	40	55	48	34	56	55	41	48	42	30	31	50.0	45.4	46.9	42.9
Totals	2328	2545	3842	3588	3719	3536	3713	3522	3554	3444	2118	1889	1466	1458	3697.6	3516.7	3109.1	2962.2
Combined	4873		7430		7255		7235		6998		4007		2924		7214.3		6071.4	
Split (%)	47.8	52.2	51.7	48.3	51.3	48.7	51.3	48.7	50.8	49.2	52.9	47.1	50.1	49.9	51.3	48.7	51.2	48.8

Peak Hours

12:00 AM - 12:00 PM	10:00 AM	9:15 AM	7:15 AM	6:30 AM	7:15 AM	6:45 AM	7:15 AM	6:15 AM	7:30 AM	6:45 AM	10:15 AM	8:30 AM	9:45 AM	10:45 AM	7:15 AM	6:45 AM	7:15 AM	6:45 AM
Volume	169	135	376	276	389	296	372	269	341	292	141	119	96	105	368.3	281.0	268.3	201.8
Factor	0.98	0.94	0.90	0.47	0.86	0.58	0.90	0.51	0.92	0.56	0.82	0.88	0.86	0.88	0.91	0.52	0.91	0.54
12:00 PM - 12:00 AM	1:45 PM	4:30 PM	1:30 PM	4:30 PM	2:30 PM	4:30 PM	2:00 PM	4:15 PM	1:45 PM	3:45 PM	1:15 PM	1:45 PM	1:15 PM	2:00 PM	1:45 PM	4:30 PM	1:45 PM	4:30 PM
Volume	277	379	279	375	251	361	242	354	262	345	153	168	146	135	257.6	360.0	223.4	283.9
Factor	0.87	0.96	0.76	0.84	0.86	0.88	0.84	0.83	0.87	0.85	0.85	0.93	0.76	0.82	0.84	0.90	0.84	0.91

Town : Northborough
 Road : Bartlett Street
 Location : West of Cedar Hill

Site: 2021054

Weekly Volume

Interval Start	Mon 5/24/2021		Tue 5/25/2021		Wed 5/26/2021		Thu 5/27/2021		Fri 5/28/2021		Sat 5/29/2021		Sun 5/30/2021		Mon - Fri Average		Weekly Average	
	EB	WB	EB	WB	EB	WB	EB	WB	EB	WB	EB	WB	EB	WB	EB	WB	EB	WB
12:00 AM	22	34	32	34	40	52	43	60	50	48	36	34	27	38	37.4	45.6	35.7	42.9
1:00 AM	36	54	61	63	59	68	65	61	61	69	68	75	49	47	56.4	63.0	57.0	62.4
2:00 AM	48	32	50	45	62	52	50	52	75	67	56	34	26	21	57.0	49.6	52.4	43.3
3:00 AM	45	30	60	40	63	44	60	37	58	42	43	28	35	23	57.2	38.6	52.0	34.9
4:00 AM	60	35	65	46	64	42	60	39	73	49	29	31	20	16	64.4	42.2	53.0	36.9
5:00 AM	121	51	147	64	128	80	134	72	102	69	40	32	38	21	126.4	67.2	101.4	55.6
6:00 AM	210	153	227	148	211	149	213	176	202	139	64	60	39	25	212.6	153.0	166.6	121.4
7:00 AM	321	241	347	268	339	275	360	276	312	229	66	60	32	35	335.8	257.8	253.9	197.7
8:00 AM	296	194	295	184	293	191	292	198	269	177	81	84	33	59	289.0	188.8	222.7	155.3
9:00 AM	185	126	193	139	175	130	185	143	190	123	76	84	59	48	185.6	132.2	151.9	113.3
10:00 AM	181	143	172	103	174	112	180	116	167	115	76	68	66	56	174.8	117.8	145.1	101.9
11:00 AM	142	135	161	163	170	154	170	167	168	155	87	81	95	73	162.2	154.8	141.9	132.6
12:00 PM	180	164	167	169	199	194	182	178	203	180	101	79	81	66	186.2	177.0	159.0	147.1
1:00 PM	199	159	220	202	192	193	203	198	207	221	91	84	79	77	204.2	194.6	170.1	162.0
2:00 PM	205	250	243	258	242	265	257	263	252	281	128	110	95	88	239.8	263.4	203.1	216.4
3:00 PM	198	306	220	301	204	294	211	320	209	341	79	84	63	72	208.4	312.4	169.1	245.4
4:00 PM	206	342	215	352	239	351	245	341	165	290	78	86	52	77	214.0	335.2	171.4	262.7
5:00 PM	190	341	207	369	200	336	206	350	201	252	81	75	56	69	200.8	329.6	163.0	256.0
6:00 PM	158	214	195	206	168	204	160	247	136	160	75	83	52	71	163.4	206.2	134.9	169.3
7:00 PM	181	167	170	164	176	138	189	199	137	131	93	79	108	59	170.6	159.8	150.6	133.9
8:00 PM	101	93	112	105	93	101	100	106	75	74	47	43	39	55	96.2	95.8	81.0	82.4
9:00 PM	67	69	72	67	57	65	91	66	60	46	34	42	32	35	69.4	62.6	59.0	55.7
10:00 PM	67	57	59	58	53	42	62	51	44	53	48	34	41	29	57.0	52.2	53.4	46.3
11:00 PM	41	49	43	45	47	36	49	47	49	39	25	26	31	28	45.8	43.2	40.7	38.6
Totals	3460	3439	3733	3593	3648	3568	3767	3763	3465	3350	1602	1496	1248	1188	3614.6	3542.6	2989.0	2913.9
Combined	6899		7326		7216		7530		6815		3098		2436		7157.2		5902.9	
Split (%)	50.2	49.8	51.0	49.0	50.6	49.4	50.0	50.0	50.8	49.2	51.7	48.3	51.2	48.8	50.5	49.5	50.6	49.4
Peak Hours																		
12:00 AM - 12:00 PM	7:15 AM	6:45 AM	7:30 AM	6:30 AM	7:30 AM	6:30 AM	7:15 AM	6:45 AM	7:15 AM	7:00 AM	7:45 AM	8:30 AM	11:00 AM	10:45 AM	7:15 AM	6:45 AM	7:15 AM	6:45 AM
Volume	350	287	364	292	373	284	363	293	327	229	89	96	95	74	354.4	274.0	269.7	206.9
Factor	0.87	0.54	0.90	0.46	0.95	0.50	0.89	0.59	0.88	0.61	0.72	0.83	0.77	0.71	0.90	0.53	0.91	0.54
12:00 PM - 12:00 AM	1:45 PM	4:45 PM	2:15 PM	4:30 PM	4:30 PM	4:15 PM	1:45 PM	4:30 PM	1:45 PM	3:00 PM	1:45 PM	1:45 PM	7:00 PM	1:30 PM	1:45 PM	4:30 PM	1:45 PM	4:30 PM
Volume	237	354	258	377	248	376	271	396	263	341	129	120	108	101	250.8	354.6	210.9	273.6
Factor	0.88	0.95	0.83	0.90	0.77	0.90	0.89	0.85	0.85	0.87	0.95	0.88	0.50	0.77	0.92	0.95	0.91	0.95

Town : Northborough
 Road : Bartlett Street
 Location : West of Cedar Hill

Site: 2021054

Weekly Volume

Interval Start	Mon 5/31/2021		Tue 6/1/2021		Wed 6/2/2021		Thu 6/3/2021		Fri 6/4/2021		Sat 6/5/2021		Sun 6/6/2021		Mon - Fri Average		Weekly Average	
	EB	WB	EB	WB	EB	WB	EB	WB	EB	WB	EB	WB	EB	WB	EB	WB	EB	WB
12:00 AM	37	24	48	45	-	-	-	-	-	-	-	-	-	-	42.5	34.5	42.5	34.5
1:00 AM	32	39	50	50	-	-	-	-	-	-	-	-	-	-	41.0	44.5	41.0	44.5
2:00 AM	26	28	43	30	-	-	-	-	-	-	-	-	-	-	34.5	29.0	34.5	29.0
3:00 AM	24	33	45	40	-	-	-	-	-	-	-	-	-	-	34.5	36.5	34.5	36.5
4:00 AM	39	22	66	41	-	-	-	-	-	-	-	-	-	-	52.5	31.5	52.5	31.5
5:00 AM	42	26	142	62	-	-	-	-	-	-	-	-	-	-	92.0	44.0	92.0	44.0
6:00 AM	41	28	232	120	-	-	-	-	-	-	-	-	-	-	136.5	74.0	136.5	74.0
7:00 AM	37	32	235	204	-	-	-	-	-	-	-	-	-	-	37.0	32.0	37.0	32.0
8:00 AM	41	80	-	-	-	-	-	-	-	-	-	-	-	-	41.0	80.0	41.0	80.0
9:00 AM	52	64	-	-	-	-	-	-	-	-	-	-	-	-	52.0	64.0	52.0	64.0
10:00 AM	66	68	-	-	-	-	-	-	-	-	-	-	-	-	66.0	68.0	66.0	68.0
11:00 AM	66	76	-	-	-	-	-	-	-	-	-	-	-	-	66.0	76.0	66.0	76.0
12:00 PM	79	72	-	-	-	-	-	-	-	-	-	-	-	-	79.0	72.0	79.0	72.0
1:00 PM	93	111	-	-	-	-	-	-	-	-	-	-	-	-	93.0	111.0	93.0	111.0
2:00 PM	130	116	-	-	-	-	-	-	-	-	-	-	-	-	130.0	116.0	130.0	116.0
3:00 PM	75	88	-	-	-	-	-	-	-	-	-	-	-	-	75.0	88.0	75.0	88.0
4:00 PM	90	98	-	-	-	-	-	-	-	-	-	-	-	-	90.0	98.0	90.0	98.0
5:00 PM	80	76	-	-	-	-	-	-	-	-	-	-	-	-	80.0	76.0	80.0	76.0
6:00 PM	104	61	-	-	-	-	-	-	-	-	-	-	-	-	104.0	61.0	104.0	61.0
7:00 PM	97	105	-	-	-	-	-	-	-	-	-	-	-	-	97.0	105.0	97.0	105.0
8:00 PM	49	72	-	-	-	-	-	-	-	-	-	-	-	-	49.0	72.0	49.0	72.0
9:00 PM	36	33	-	-	-	-	-	-	-	-	-	-	-	-	36.0	33.0	36.0	33.0
10:00 PM	35	46	-	-	-	-	-	-	-	-	-	-	-	-	35.0	46.0	35.0	46.0
11:00 PM	33	35	-	-	-	-	-	-	-	-	-	-	-	-	33.0	35.0	33.0	35.0
Totals	1404	1433	861	592	0	0	0	0	0	0	0	0	0	0	1596.5	1527.0	1596.5	1527.0
Combined	2837		1453		0		0		0		0		0		3123.5		3123.5	
Split (%)	49.5	50.5	59.3	40.7	-	-	-	-	-	-	-	-	-	-	51.1	48.9	51.1	48.9

Peak Hours

12:00 AM - 12:00 PM	9:30 AM	8:15 AM	6:45 AM	6:45 AM	-	-	-	-	-	-	-	-	-	-	6:45 AM	6:45 AM	6:45 AM	6:45 AM
Volume	72	89	305	263	-	-	-	-	-	-	-	-	-	-	168.5	146.0	168.5	146.0
Factor	0.86	0.82	0.86	0.53	-	-	-	-	-	-	-	-	-	-	0.84	0.55	0.84	0.55
12:00 PM - 12:00 PM	1:45 PM	1:30 PM	-	-	-	-	-	-	-	-	-	-	-	-	1:45 PM	1:30 PM	1:45 PM	1:30 PM
Volume	130	124	-	-	-	-	-	-	-	-	-	-	-	-	130.0	124.0	130.0	124.0
Factor	0.65	0.89	-	-	-	-	-	-	-	-	-	-	-	-	0.65	0.89	0.65	0.89

Town : Northborough
 Street : Brigham Street
 Location : 225 Brigham Street

Site: 2021007
 5/17/2021
 Monday

Daily Classification

Combined Channels

Interval Start	Total	Motor Bikes	Cars & Trailers	2 Axle Long	Buses	2 Axle 6 Tire	3 Axle Single	4 Axle Single	<5 Axle Double	5 Axle Double	>6 Axle Double	<6 Axle Multi	6 Axle Multi	>6 Axle Multi
12:00 AM	-	-	-	-	-	-	-	-	-	-	-	-	-	-
1:00 AM	-	-	-	-	-	-	-	-	-	-	-	-	-	-
2:00 AM	-	-	-	-	-	-	-	-	-	-	-	-	-	-
3:00 AM	-	-	-	-	-	-	-	-	-	-	-	-	-	-
4:00 AM	-	-	-	-	-	-	-	-	-	-	-	-	-	-
5:00 AM	-	-	-	-	-	-	-	-	-	-	-	-	-	-
6:00 AM	-	-	-	-	-	-	-	-	-	-	-	-	-	-
7:00 AM	-	-	-	-	-	-	-	-	-	-	-	-	-	-
8:00 AM	-	-	-	-	-	-	-	-	-	-	-	-	-	-
9:00 AM	-	-	-	-	-	-	-	-	-	-	-	-	-	-
10:00 AM	-	-	-	-	-	-	-	-	-	-	-	-	-	-
11:00 AM	-	-	-	-	-	-	-	-	-	-	-	-	-	-
12:00 PM	-	-	-	-	-	-	-	-	-	-	-	-	-	-
1:00 PM	134	2	103	19	2	7	1	0	0	0	0	0	0	0
2:00 PM	197	0	153	29	6	7	1	0	1	0	0	0	0	0
3:00 PM	205	1	162	35	2	5	0	0	0	0	0	0	0	0
4:00 PM	170	0	134	33	0	3	0	0	0	0	0	0	0	0
5:00 PM	169	0	132	32	0	5	0	0	0	0	0	0	0	0
6:00 PM	128	0	95	25	0	8	0	0	0	0	0	0	0	0
7:00 PM	102	0	78	19	0	5	0	0	0	0	0	0	0	0
8:00 PM	63	0	51	10	0	2	0	0	0	0	0	0	0	0
9:00 PM	24	0	23	1	0	0	0	0	0	0	0	0	0	0
10:00 PM	10	0	10	0	0	0	0	0	0	0	0	0	0	0
11:00 PM	6	0	5	1	0	0	0	0	0	0	0	0	0	0
Total	1208	3	946	204	10	42	2	0	1	0	0	0	0	0
%		0.2	78.3	16.9	0.8	3.5	0.2	0.0	0.1	0.0	0.0	0.0	0.0	0.0

Town : Northborough
 Street : Brigham Street
 Location : 225 Brigham Street

Site: 2021007
 5/18/2021
 Tuesday

Daily Classification

Combined Channels

Interval Start	Total	Motor Bikes	Cars & Trailers	2 Axle Long	Buses	2 Axle 6 Tire	3 Axle Single	4 Axle Single	<5 Axle Double	5 Axle Double	>6 Axle Double	<6 Axle Multi	6 Axle Multi	>6 Axle Multi
12:00 AM	3	0	3	0	0	0	0	0	0	0	0	0	0	0
1:00 AM	0	0	0	0	0	0	0	0	0	0	0	0	0	0
2:00 AM	0	0	0	0	0	0	0	0	0	0	0	0	0	0
3:00 AM	2	0	2	0	0	0	0	0	0	0	0	0	0	0
4:00 AM	9	0	6	3	0	0	0	0	0	0	0	0	0	0
5:00 AM	18	0	12	4	0	2	0	0	0	0	0	0	0	0
6:00 AM	59	0	40	13	4	2	0	0	0	0	0	0	0	0
7:00 AM	150	0	120	22	3	5	0	0	0	0	0	0	0	0
8:00 AM	127	0	96	26	1	4	0	0	0	0	0	0	0	0
9:00 AM	82	0	62	18	0	2	0	0	0	0	0	0	0	0
10:00 AM	116	0	89	17	1	9	0	0	0	0	0	0	0	0
11:00 AM	97	0	71	21	1	3	0	0	1	0	0	0	0	0
12:00 PM	111	0	92	14	0	5	0	0	0	0	0	0	0	0
1:00 PM	138	0	110	20	2	6	0	0	0	0	0	0	0	0
2:00 PM	216	0	177	26	6	7	0	0	0	0	0	0	0	0
3:00 PM	221	0	164	42	4	11	0	0	0	0	0	0	0	0
4:00 PM	210	2	170	31	0	5	0	0	2	0	0	0	0	0
5:00 PM	212	0	169	39	0	4	0	0	0	0	0	0	0	0
6:00 PM	132	0	107	20	0	5	0	0	0	0	0	0	0	0
7:00 PM	135	0	101	32	0	2	0	0	0	0	0	0	0	0
8:00 PM	83	0	68	11	0	4	0	0	0	0	0	0	0	0
9:00 PM	27	0	24	2	0	1	0	0	0	0	0	0	0	0
10:00 PM	19	0	14	3	0	2	0	0	0	0	0	0	0	0
11:00 PM	11	0	10	1	0	0	0	0	0	0	0	0	0	0
Total	2178	2	1707	365	22	79	0	0	3	0	0	0	0	0
%		0.1	78.4	16.8	1.0	3.6	0.0	0.0	0.1	0.0	0.0	0.0	0.0	0.0

Town : Northborough
 Street : Brigham Street
 Location : 225 Brigham Street

Site: 2021007
 5/19/2021
 Wednesday

Daily Classification

Combined Channels

Interval Start	Total	Motor Bikes	Cars & Trailers	2 Axle Long	Buses	2 Axle 6 Tire	3 Axle Single	4 Axle Single	<5 Axle Double	5 Axle Double	>6 Axle Double	<6 Axle Multi	6 Axle Multi	>6 Axle Multi
12:00 AM	5	0	5	0	0	0	0	0	0	0	0	0	0	0
1:00 AM	0	0	0	0	0	0	0	0	0	0	0	0	0	0
2:00 AM	2	0	1	0	0	1	0	0	0	0	0	0	0	0
3:00 AM	1	0	1	0	0	0	0	0	0	0	0	0	0	0
4:00 AM	9	0	7	2	0	0	0	0	0	0	0	0	0	0
5:00 AM	18	0	13	4	0	1	0	0	0	0	0	0	0	0
6:00 AM	60	0	46	9	3	2	0	0	0	0	0	0	0	0
7:00 AM	162	0	138	20	3	1	0	0	0	0	0	0	0	0
8:00 AM	127	0	98	24	1	3	0	0	1	0	0	0	0	0
9:00 AM	86	0	67	15	1	3	0	0	0	0	0	0	0	0
10:00 AM	98	0	71	23	0	3	0	0	1	0	0	0	0	0
11:00 AM	125	0	96	22	0	7	0	0	0	0	0	0	0	0
12:00 PM	120	0	90	21	0	7	1	0	1	0	0	0	0	0
1:00 PM	138	0	107	27	1	3	0	0	0	0	0	0	0	0
2:00 PM	196	0	154	29	6	7	0	0	0	0	0	0	0	0
3:00 PM	208	0	167	31	3	7	0	0	0	0	0	0	0	0
4:00 PM	183	0	152	27	0	3	1	0	0	0	0	0	0	0
5:00 PM	189	0	150	30	1	7	0	0	1	0	0	0	0	0
6:00 PM	129	0	93	27	0	9	0	0	0	0	0	0	0	0
7:00 PM	129	0	106	19	1	2	0	0	1	0	0	0	0	0
8:00 PM	81	0	67	11	0	3	0	0	0	0	0	0	0	0
9:00 PM	22	0	19	3	0	0	0	0	0	0	0	0	0	0
10:00 PM	20	0	16	2	0	2	0	0	0	0	0	0	0	0
11:00 PM	7	0	6	1	0	0	0	0	0	0	0	0	0	0
Total	2115	0	1670	347	20	71	2	0	5	0	0	0	0	0
%		0.0	79.0	16.4	0.9	3.4	0.1	0.0	0.2	0.0	0.0	0.0	0.0	0.0

Town : Northborough
 Street : Brigham Street
 Location : 225 Brigham Street

Site: 2021007
 5/20/2021
 Thursday

Daily Classification

Combined Channels

Interval Start	Total	Motor Bikes	Cars & Trailers	2 Axle Long	Buses	2 Axle 6 Tire	3 Axle Single	4 Axle Single	<5 Axle Double	5 Axle Double	>6 Axle Double	<6 Axle Multi	6 Axle Multi	>6 Axle Multi
12:00 AM	6	0	6	0	0	0	0	0	0	0	0	0	0	0
1:00 AM	4	0	3	1	0	0	0	0	0	0	0	0	0	0
2:00 AM	1	0	1	0	0	0	0	0	0	0	0	0	0	0
3:00 AM	1	0	1	0	0	0	0	0	0	0	0	0	0	0
4:00 AM	12	0	8	4	0	0	0	0	0	0	0	0	0	0
5:00 AM	11	0	9	2	0	0	0	0	0	0	0	0	0	0
6:00 AM	64	0	49	8	6	1	0	0	0	0	0	0	0	0
7:00 AM	145	0	125	15	2	2	0	0	1	0	0	0	0	0
8:00 AM	102	0	81	16	1	3	0	0	1	0	0	0	0	0
9:00 AM	97	0	66	27	1	2	0	0	1	0	0	0	0	0
10:00 AM	90	0	74	14	1	1	0	0	0	0	0	0	0	0
11:00 AM	93	0	74	14	2	3	0	0	0	0	0	0	0	0
12:00 PM	128	0	101	25	0	1	0	0	1	0	0	0	0	0
1:00 PM	115	0	83	29	0	2	0	0	1	0	0	0	0	0
2:00 PM	171	0	132	26	6	7	0	0	0	0	0	0	0	0
3:00 PM	206	0	165	32	4	5	0	0	0	0	0	0	0	0
4:00 PM	221	0	174	44	0	3	0	0	0	0	0	0	0	0
5:00 PM	217	0	165	43	1	8	0	0	0	0	0	0	0	0
6:00 PM	141	0	121	18	0	2	0	0	0	0	0	0	0	0
7:00 PM	136	0	101	27	2	6	0	0	0	0	0	0	0	0
8:00 PM	92	0	80	9	0	3	0	0	0	0	0	0	0	0
9:00 PM	43	0	34	9	0	0	0	0	0	0	0	0	0	0
10:00 PM	12	0	11	1	0	0	0	0	0	0	0	0	0	0
11:00 PM	6	0	5	1	0	0	0	0	0	0	0	0	0	0
Total	2114	0	1669	365	26	49	0	0	5	0	0	0	0	0
%		0.0	78.9	17.3	1.2	2.3	0.0	0.0	0.2	0.0	0.0	0.0	0.0	0.0

Town : Northborough
 Street : Brigham Street
 Location : 225 Brigham Street

Site: 2021007
 5/21/2021
 Friday

Daily Classification

Combined Channels

Interval Start	Total	Motor Bikes	Cars & Trailers	2 Axle Long	Buses	2 Axle 6 Tire	3 Axle Single	4 Axle Single	<5 Axle Double	5 Axle Double	>6 Axle Double	<6 Axle Multi	6 Axle Multi	>6 Axle Multi
12:00 AM	1	0	1	0	0	0	0	0	0	0	0	0	0	0
1:00 AM	4	0	3	1	0	0	0	0	0	0	0	0	0	0
2:00 AM	1	0	1	0	0	0	0	0	0	0	0	0	0	0
3:00 AM	1	0	1	0	0	0	0	0	0	0	0	0	0	0
4:00 AM	8	0	4	4	0	0	0	0	0	0	0	0	0	0
5:00 AM	28	0	24	4	0	0	0	0	0	0	0	0	0	0
6:00 AM	55	0	41	8	3	1	0	0	0	2	0	0	0	0
7:00 AM	158	0	136	18	4	0	0	0	0	0	0	0	0	0
8:00 AM	103	0	72	20	2	6	0	0	3	0	0	0	0	0
9:00 AM	94	0	62	24	2	5	1	0	0	0	0	0	0	0
10:00 AM	88	0	67	14	1	5	1	0	0	0	0	0	0	0
11:00 AM	102	0	78	18	2	4	0	0	0	0	0	0	0	0
12:00 PM	143	0	108	25	2	6	0	0	2	0	0	0	0	0
1:00 PM	145	0	112	24	2	7	0	0	0	0	0	0	0	0
2:00 PM	206	0	167	25	8	5	0	0	1	0	0	0	0	0
3:00 PM	182	0	147	31	2	1	0	0	0	1	0	0	0	0
4:00 PM	208	1	161	35	0	7	0	0	4	0	0	0	0	0
5:00 PM	205	2	174	24	0	5	0	0	0	0	0	0	0	0
6:00 PM	128	0	109	17	0	2	0	0	0	0	0	0	0	0
7:00 PM	128	0	111	14	0	3	0	0	0	0	0	0	0	0
8:00 PM	73	0	60	12	0	1	0	0	0	0	0	0	0	0
9:00 PM	44	0	35	7	0	2	0	0	0	0	0	0	0	0
10:00 PM	30	0	23	7	0	0	0	0	0	0	0	0	0	0
11:00 PM	14	0	11	2	0	1	0	0	0	0	0	0	0	0
Total	2149	3	1708	334	28	61	2	0	10	3	0	0	0	0
%		0.1	79.5	15.5	1.3	2.8	0.1	0.0	0.5	0.1	0.0	0.0	0.0	0.0

Town : Northborough
 Street : Brigham Street
 Location : 225 Brigham Street

Site: 2021007
 5/22/2021
 Saturday

Daily Classification

Combined Channels

Interval Start	Total	Motor Bikes	Cars & Trailers	2 Axle Long	Buses	2 Axle 6 Tire	3 Axle Single	4 Axle Single	<5 Axle Double	5 Axle Double	>6 Axle Double	<6 Axle Multi	6 Axle Multi	>6 Axle Multi
12:00 AM	12	0	11	1	0	0	0	0	0	0	0	0	0	0
1:00 AM	2	0	2	0	0	0	0	0	0	0	0	0	0	0
2:00 AM	1	0	1	0	0	0	0	0	0	0	0	0	0	0
3:00 AM	1	0	1	0	0	0	0	0	0	0	0	0	0	0
4:00 AM	8	0	5	1	0	2	0	0	0	0	0	0	0	0
5:00 AM	16	0	16	0	0	0	0	0	0	0	0	0	0	0
6:00 AM	36	0	30	5	0	1	0	0	0	0	0	0	0	0
7:00 AM	59	0	45	14	0	0	0	0	0	0	0	0	0	0
8:00 AM	98	0	72	22	0	4	0	0	0	0	0	0	0	0
9:00 AM	122	0	92	29	0	1	0	0	0	0	0	0	0	0
10:00 AM	138	1	104	27	1	5	0	0	0	0	0	0	0	0
11:00 AM	136	1	105	23	0	6	0	0	1	0	0	0	0	0
12:00 PM	156	0	127	27	1	1	0	0	0	0	0	0	0	0
1:00 PM	123	0	91	26	0	6	0	0	0	0	0	0	0	0
2:00 PM	141	0	114	26	0	1	0	0	0	0	0	0	0	0
3:00 PM	128	0	95	31	0	2	0	0	0	0	0	0	0	0
4:00 PM	131	0	104	24	0	3	0	0	0	0	0	0	0	0
5:00 PM	82	0	71	9	0	2	0	0	0	0	0	0	0	0
6:00 PM	103	1	79	21	0	2	0	0	0	0	0	0	0	0
7:00 PM	62	0	51	11	0	0	0	0	0	0	0	0	0	0
8:00 PM	45	0	37	6	0	2	0	0	0	0	0	0	0	0
9:00 PM	39	0	32	7	0	0	0	0	0	0	0	0	0	0
10:00 PM	20	0	19	1	0	0	0	0	0	0	0	0	0	0
11:00 PM	13	0	11	2	0	0	0	0	0	0	0	0	0	0
Total	1672	3	1315	313	2	38	0	0	1	0	0	0	0	0
%		0.2	78.6	18.7	0.1	2.3	0.0	0.0	0.1	0.0	0.0	0.0	0.0	0.0

Town : Northborough
 Street : Brigham Street
 Location : 225 Brigham Street

Site: 2021007
 5/23/2021
 Sunday

Daily Classification

Combined Channels

Interval Start	Total	Motor Bikes	Cars & Trailers	2 Axle Long	Buses	2 Axle 6 Tire	3 Axle Single	4 Axle Single	<5 Axle Double	5 Axle Double	>6 Axle Double	<6 Axle Multi	6 Axle Multi	>6 Axle Multi
12:00 AM	5	0	4	1	0	0	0	0	0	0	0	0	0	0
1:00 AM	4	0	4	0	0	0	0	0	0	0	0	0	0	0
2:00 AM	1	0	1	0	0	0	0	0	0	0	0	0	0	0
3:00 AM	2	0	2	0	0	0	0	0	0	0	0	0	0	0
4:00 AM	5	0	4	1	0	0	0	0	0	0	0	0	0	0
5:00 AM	21	0	19	1	0	1	0	0	0	0	0	0	0	0
6:00 AM	36	0	30	3	0	3	0	0	0	0	0	0	0	0
7:00 AM	53	0	43	9	0	1	0	0	0	0	0	0	0	0
8:00 AM	81	0	69	11	0	1	0	0	0	0	0	0	0	0
9:00 AM	96	0	83	10	0	3	0	0	0	0	0	0	0	0
10:00 AM	140	0	117	14	0	9	0	0	0	0	0	0	0	0
11:00 AM	131	0	101	24	2	3	0	0	1	0	0	0	0	0
12:00 PM	140	0	111	22	0	7	0	0	0	0	0	0	0	0
1:00 PM	152	0	131	18	0	3	0	0	0	0	0	0	0	0
2:00 PM	119	0	93	20	0	6	0	0	0	0	0	0	0	0
3:00 PM	115	0	96	18	0	1	0	0	0	0	0	0	0	0
4:00 PM	130	0	109	18	0	3	0	0	0	0	0	0	0	0
5:00 PM	107	0	91	15	0	1	0	0	0	0	0	0	0	0
6:00 PM	82	0	70	9	0	3	0	0	0	0	0	0	0	0
7:00 PM	64	0	56	8	0	0	0	0	0	0	0	0	0	0
8:00 PM	27	0	23	3	0	1	0	0	0	0	0	0	0	0
9:00 PM	24	0	18	6	0	0	0	0	0	0	0	0	0	0
10:00 PM	10	0	7	2	0	1	0	0	0	0	0	0	0	0
11:00 PM	4	0	3	1	0	0	0	0	0	0	0	0	0	0
Total	1549	0	1285	214	2	47	0	0	1	0	0	0	0	0
%		0.0	83.0	13.8	0.1	3.0	0.0	0.0	0.1	0.0	0.0	0.0	0.0	0.0

Town : Northborough
 Street : Brigham Street
 Location : 225 Brigham Street

Site: 2021007
 5/24/2021
 Monday

Daily Classification

Combined Channels

Interval Start	Total	Motor Bikes	Cars & Trailers	2 Axle Long	Buses	2 Axle 6 Tire	3 Axle Single	4 Axle Single	<5 Axle Double	5 Axle Double	>6 Axle Double	<6 Axle Multi	6 Axle Multi	>6 Axle Multi
12:00 AM	2	0	1	1	0	0	0	0	0	0	0	0	0	0
1:00 AM	2	0	1	1	0	0	0	0	0	0	0	0	0	0
2:00 AM	1	0	1	0	0	0	0	0	0	0	0	0	0	0
3:00 AM	2	0	1	1	0	0	0	0	0	0	0	0	0	0
4:00 AM	5	0	3	2	0	0	0	0	0	0	0	0	0	0
5:00 AM	11	0	6	4	0	1	0	0	0	0	0	0	0	0
6:00 AM	54	0	42	7	4	1	0	0	0	0	0	0	0	0
7:00 AM	146	0	120	19	3	4	0	0	0	0	0	0	0	0
8:00 AM	104	0	78	18	1	5	2	0	0	0	0	0	0	0
9:00 AM	90	0	64	24	0	1	0	0	1	0	0	0	0	0
10:00 AM	126	0	97	20	5	3	0	0	1	0	0	0	0	0
11:00 AM	146	0	115	25	2	4	0	0	0	0	0	0	0	0
12:00 PM	150	0	112	29	2	7	0	0	0	0	0	0	0	0
1:00 PM	122	0	95	23	1	2	0	0	1	0	0	0	0	0
2:00 PM	168	0	131	25	2	8	2	0	0	0	0	0	0	0
3:00 PM	214	0	169	40	0	5	0	0	0	0	0	0	0	0
4:00 PM	194	0	157	30	0	6	0	0	0	1	0	0	0	0
5:00 PM	189	0	156	24	0	8	0	0	1	0	0	0	0	0
6:00 PM	117	0	94	17	0	5	0	0	1	0	0	0	0	0
7:00 PM	113	0	90	15	0	8	0	0	0	0	0	0	0	0
8:00 PM	44	0	38	5	0	1	0	0	0	0	0	0	0	0
9:00 PM	30	0	27	3	0	0	0	0	0	0	0	0	0	0
10:00 PM	8	0	7	0	0	1	0	0	0	0	0	0	0	0
11:00 PM	13	0	11	2	0	0	0	0	0	0	0	0	0	0
Total	2051	0	1616	335	20	70	4	0	5	1	0	0	0	0
%		0.0	78.8	16.3	1.0	3.4	0.2	0.0	0.2	0.0	0.0	0.0	0.0	0.0

Town : Northborough
 Street : Brigham Street
 Location : 225 Brigham Street

Site: 2021007
 5/25/2021
 Tuesday

Daily Classification

Combined Channels

Interval Start	Total	Motor Bikes	Cars & Trailers	2 Axle Long	Buses	2 Axle 6 Tire	3 Axle Single	4 Axle Single	<5 Axle Double	5 Axle Double	>6 Axle Double	<6 Axle Multi	6 Axle Multi	>6 Axle Multi
12:00 AM	2	0	2	0	0	0	0	0	0	0	0	0	0	0
1:00 AM	2	0	2	0	0	0	0	0	0	0	0	0	0	0
2:00 AM	0	0	0	0	0	0	0	0	0	0	0	0	0	0
3:00 AM	1	0	1	0	0	0	0	0	0	0	0	0	0	0
4:00 AM	8	0	5	3	0	0	0	0	0	0	0	0	0	0
5:00 AM	20	0	13	6	0	1	0	0	0	0	0	0	0	0
6:00 AM	58	0	43	10	4	1	0	0	0	0	0	0	0	0
7:00 AM	158	0	126	24	3	5	0	0	0	0	0	0	0	0
8:00 AM	119	0	92	20	1	5	0	0	1	0	0	0	0	0
9:00 AM	82	0	57	18	0	6	0	0	1	0	0	0	0	0
10:00 AM	83	0	58	21	0	4	0	0	0	0	0	0	0	0
11:00 AM	99	0	73	23	0	2	0	0	0	1	0	0	0	0
12:00 PM	125	0	109	12	2	2	0	0	0	0	0	0	0	0
1:00 PM	149	0	120	21	2	6	0	0	0	0	0	0	0	0
2:00 PM	219	0	171	34	6	8	0	0	0	0	0	0	0	0
3:00 PM	232	0	178	44	3	7	0	0	0	0	0	0	0	0
4:00 PM	231	0	190	31	0	9	0	0	1	0	0	0	0	0
5:00 PM	178	0	136	36	0	4	1	0	1	0	0	0	0	0
6:00 PM	162	0	130	26	0	5	0	0	1	0	0	0	0	0
7:00 PM	139	0	114	17	0	7	0	0	1	0	0	0	0	0
8:00 PM	77	0	62	11	0	4	0	0	0	0	0	0	0	0
9:00 PM	39	0	31	5	0	3	0	0	0	0	0	0	0	0
10:00 PM	14	0	9	2	0	3	0	0	0	0	0	0	0	0
11:00 PM	7	0	5	1	0	1	0	0	0	0	0	0	0	0
Total	2204	0	1727	365	21	83	1	0	6	1	0	0	0	0
%		0.0	78.4	16.6	1.0	3.8	0.0	0.0	0.3	0.0	0.0	0.0	0.0	0.0

Town : Northborough
 Street : Brigham Street
 Location : 225 Brigham Street

Site: 2021007
 5/26/2021
 Wednesday

Daily Classification

Combined Channels

Interval Start	Total	Motor Bikes	Cars & Trailers	2 Axle Long	Buses	2 Axle 6 Tire	3 Axle Single	4 Axle Single	<5 Axle Double	5 Axle Double	>6 Axle Double	<6 Axle Multi	6 Axle Multi	>6 Axle Multi
12:00 AM	3	0	3	0	0	0	0	0	0	0	0	0	0	0
1:00 AM	1	0	1	0	0	0	0	0	0	0	0	0	0	0
2:00 AM	0	0	0	0	0	0	0	0	0	0	0	0	0	0
3:00 AM	0	0	0	0	0	0	0	0	0	0	0	0	0	0
4:00 AM	13	0	9	3	0	1	0	0	0	0	0	0	0	0
5:00 AM	16	0	14	2	0	0	0	0	0	0	0	0	0	0
6:00 AM	61	0	49	7	3	2	0	0	0	0	0	0	0	0
7:00 AM	164	0	135	21	3	4	0	0	1	0	0	0	0	0
8:00 AM	134	0	101	24	2	6	0	0	1	0	0	0	0	0
9:00 AM	109	0	77	26	1	5	0	0	0	0	0	0	0	0
10:00 AM	108	0	82	22	0	3	0	0	1	0	0	0	0	0
11:00 AM	123	0	93	22	0	8	0	0	0	0	0	0	0	0
12:00 PM	118	0	93	24	0	1	0	0	0	0	0	0	0	0
1:00 PM	139	0	109	20	2	8	0	0	0	0	0	0	0	0
2:00 PM	207	0	157	36	7	7	0	0	0	0	0	0	0	0
3:00 PM	202	0	161	32	3	6	0	0	0	0	0	0	0	0
4:00 PM	210	0	171	34	2	2	0	0	1	0	0	0	0	0
5:00 PM	167	1	130	33	0	3	0	0	0	0	0	0	0	0
6:00 PM	159	0	132	18	0	7	0	0	2	0	0	0	0	0
7:00 PM	144	0	113	25	0	6	0	0	0	0	0	0	0	0
8:00 PM	67	1	53	10	0	2	0	0	1	0	0	0	0	0
9:00 PM	26	0	24	1	0	1	0	0	0	0	0	0	0	0
10:00 PM	11	0	10	1	0	0	0	0	0	0	0	0	0	0
11:00 PM	6	0	5	1	0	0	0	0	0	0	0	0	0	0
Total	2188	2	1722	362	23	72	0	0	7	0	0	0	0	0
%		0.1	78.7	16.5	1.1	3.3	0.0	0.0	0.3	0.0	0.0	0.0	0.0	0.0

Town : Northborough
 Street : Brigham Street
 Location : 225 Brigham Street

Site: 2021007
 5/27/2021
 Thursday

Daily Classification

Combined Channels

Interval Start	Total	Motor Bikes	Cars & Trailers	2 Axle Long	Buses	2 Axle 6 Tire	3 Axle Single	4 Axle Single	<5 Axle Double	5 Axle Double	>6 Axle Double	<6 Axle Multi	6 Axle Multi	>6 Axle Multi
12:00 AM	3	0	3	0	0	0	0	0	0	0	0	0	0	0
1:00 AM	0	0	0	0	0	0	0	0	0	0	0	0	0	0
2:00 AM	0	0	0	0	0	0	0	0	0	0	0	0	0	0
3:00 AM	1	0	1	0	0	0	0	0	0	0	0	0	0	0
4:00 AM	11	0	7	4	0	0	0	0	0	0	0	0	0	0
5:00 AM	11	0	8	3	0	0	0	0	0	0	0	0	0	0
6:00 AM	66	0	47	12	5	2	0	0	0	0	0	0	0	0
7:00 AM	161	0	131	24	2	4	0	0	0	0	0	0	0	0
8:00 AM	123	1	94	21	1	6	0	0	0	0	0	0	0	0
9:00 AM	94	0	74	19	1	0	0	0	0	0	0	0	0	0
10:00 AM	103	0	75	18	1	7	1	0	1	0	0	0	0	0
11:00 AM	125	1	96	24	0	4	0	0	0	0	0	0	0	0
12:00 PM	126	0	104	18	0	3	1	0	0	0	0	0	0	0
1:00 PM	144	0	108	32	2	2	0	0	0	0	0	0	0	0
2:00 PM	176	0	143	22	6	5	0	0	0	0	0	0	0	0
3:00 PM	259	0	209	40	4	6	0	0	0	0	0	0	0	0
4:00 PM	240	0	190	47	0	3	0	0	0	0	0	0	0	0
5:00 PM	217	0	182	31	0	4	0	0	0	0	0	0	0	0
6:00 PM	152	0	118	26	0	8	0	0	0	0	0	0	0	0
7:00 PM	140	0	114	21	0	5	0	0	0	0	0	0	0	0
8:00 PM	100	0	85	13	0	2	0	0	0	0	0	0	0	0
9:00 PM	53	0	45	7	0	1	0	0	0	0	0	0	0	0
10:00 PM	29	0	25	3	0	1	0	0	0	0	0	0	0	0
11:00 PM	10	0	7	3	0	0	0	0	0	0	0	0	0	0
Total	2344	2	1866	388	22	63	2	0	1	0	0	0	0	0
%		0.1	79.6	16.6	0.9	2.7	0.1	0.0	0.0	0.0	0.0	0.0	0.0	0.0

Town : Northborough
 Street : Brigham Street
 Location : 225 Brigham Street

Site: 2021007
 5/28/2021
 Friday

Daily Classification

Combined Channels

Interval Start	Total	Motor Bikes	Cars & Trailers	2 Axle Long	Buses	2 Axle 6 Tire	3 Axle Single	4 Axle Single	<5 Axle Double	5 Axle Double	>6 Axle Double	<6 Axle Multi	6 Axle Multi	>6 Axle Multi
12:00 AM	4	0	3	1	0	0	0	0	0	0	0	0	0	0
1:00 AM	2	0	2	0	0	0	0	0	0	0	0	0	0	0
2:00 AM	0	0	0	0	0	0	0	0	0	0	0	0	0	0
3:00 AM	2	0	2	0	0	0	0	0	0	0	0	0	0	0
4:00 AM	12	0	9	3	0	0	0	0	0	0	0	0	0	0
5:00 AM	20	0	18	2	0	0	0	0	0	0	0	0	0	0
6:00 AM	58	0	40	13	5	0	0	0	0	0	0	0	0	0
7:00 AM	146	0	122	21	2	1	0	0	0	0	0	0	0	0
8:00 AM	112	0	86	21	1	4	0	0	0	0	0	0	0	0
9:00 AM	116	0	90	23	1	1	1	0	0	0	0	0	0	0
10:00 AM	109	0	83	21	1	3	1	0	0	0	0	0	0	0
11:00 AM	123	0	94	19	0	10	0	0	0	0	0	0	0	0
12:00 PM	153	0	118	29	0	5	0	0	1	0	0	0	0	0
1:00 PM	142	0	111	27	1	2	0	0	1	0	0	0	0	0
2:00 PM	194	1	150	30	7	5	0	0	1	0	0	0	0	0
3:00 PM	262	3	205	43	4	7	0	0	0	0	0	0	0	0
4:00 PM	165	2	129	30	0	4	0	0	0	0	0	0	0	0
5:00 PM	159	0	127	26	0	4	0	0	2	0	0	0	0	0
6:00 PM	131	0	109	21	0	1	0	0	0	0	0	0	0	0
7:00 PM	86	0	65	18	0	3	0	0	0	0	0	0	0	0
8:00 PM	52	0	44	8	0	0	0	0	0	0	0	0	0	0
9:00 PM	26	0	24	1	0	1	0	0	0	0	0	0	0	0
10:00 PM	6	0	6	0	0	0	0	0	0	0	0	0	0	0
11:00 PM	8	0	8	0	0	0	0	0	0	0	0	0	0	0
Total	2088	6	1645	357	22	51	2	0	5	0	0	0	0	0
%		0.3	78.8	17.1	1.1	2.4	0.1	0.0	0.2	0.0	0.0	0.0	0.0	0.0

Town : Northborough
 Street : Brigham Street
 Location : 225 Brigham Street

Site: 2021007
 5/29/2021
 Saturday

Daily Classification

Combined Channels

Interval Start	Total	Motor Bikes	Cars & Trailers	2 Axle Long	Buses	2 Axle 6 Tire	3 Axle Single	4 Axle Single	<5 Axle Double	5 Axle Double	>6 Axle Double	<6 Axle Multi	6 Axle Multi	>6 Axle Multi
12:00 AM	5	0	5	0	0	0	0	0	0	0	0	0	0	0
1:00 AM	2	0	2	0	0	0	0	0	0	0	0	0	0	0
2:00 AM	1	0	1	0	0	0	0	0	0	0	0	0	0	0
3:00 AM	1	0	1	0	0	0	0	0	0	0	0	0	0	0
4:00 AM	4	0	3	1	0	0	0	0	0	0	0	0	0	0
5:00 AM	3	0	3	0	0	0	0	0	0	0	0	0	0	0
6:00 AM	13	0	12	1	0	0	0	0	0	0	0	0	0	0
7:00 AM	30	0	21	9	0	0	0	0	0	0	0	0	0	0
8:00 AM	61	0	46	12	0	3	0	0	0	0	0	0	0	0
9:00 AM	65	0	55	10	0	0	0	0	0	0	0	0	0	0
10:00 AM	63	0	49	11	0	3	0	0	0	0	0	0	0	0
11:00 AM	75	0	61	10	0	4	0	0	0	0	0	0	0	0
12:00 PM	69	0	58	11	0	0	0	0	0	0	0	0	0	0
1:00 PM	80	0	71	6	0	3	0	0	0	0	0	0	0	0
2:00 PM	82	0	71	9	0	2	0	0	0	0	0	0	0	0
3:00 PM	70	0	59	11	0	0	0	0	0	0	0	0	0	0
4:00 PM	70	0	58	9	0	3	0	0	0	0	0	0	0	0
5:00 PM	64	0	55	9	0	0	0	0	0	0	0	0	0	0
6:00 PM	58	0	46	8	0	2	0	0	2	0	0	0	0	0
7:00 PM	49	0	42	6	0	1	0	0	0	0	0	0	0	0
8:00 PM	32	0	25	6	0	1	0	0	0	0	0	0	0	0
9:00 PM	22	0	17	4	0	1	0	0	0	0	0	0	0	0
10:00 PM	17	0	16	1	0	0	0	0	0	0	0	0	0	0
11:00 PM	15	0	13	2	0	0	0	0	0	0	0	0	0	0
Total	951	0	790	136	0	23	0	0	2	0	0	0	0	0
%		0.0	83.1	14.3	0.0	2.4	0.0	0.0	0.2	0.0	0.0	0.0	0.0	0.0

Town : Northborough
 Street : Brigham Street
 Location : 225 Brigham Street

Site: 2021007
 5/30/2021
 Sunday

Daily Classification

Combined Channels

Interval Start	Total	Motor Bikes	Cars & Trailers	2 Axle Long	Buses	2 Axle 6 Tire	3 Axle Single	4 Axle Single	<5 Axle Double	5 Axle Double	>6 Axle Double	<6 Axle Multi	6 Axle Multi	>6 Axle Multi
12:00 AM	6	0	3	2	0	1	0	0	0	0	0	0	0	0
1:00 AM	8	0	6	2	0	0	0	0	0	0	0	0	0	0
2:00 AM	1	0	1	0	0	0	0	0	0	0	0	0	0	0
3:00 AM	4	0	0	3	0	1	0	0	0	0	0	0	0	0
4:00 AM	0	0	0	0	0	0	0	0	0	0	0	0	0	0
5:00 AM	4	0	4	0	0	0	0	0	0	0	0	0	0	0
6:00 AM	20	0	12	6	0	2	0	0	0	0	0	0	0	0
7:00 AM	18	0	14	3	1	0	0	0	0	0	0	0	0	0
8:00 AM	31	0	23	8	0	0	0	0	0	0	0	0	0	0
9:00 AM	42	0	34	6	0	2	0	0	0	0	0	0	0	0
10:00 AM	59	0	49	9	0	1	0	0	0	0	0	0	0	0
11:00 AM	85	0	79	6	0	0	0	0	0	0	0	0	0	0
12:00 PM	86	0	73	12	0	1	0	0	0	0	0	0	0	0
1:00 PM	75	0	63	11	0	1	0	0	0	0	0	0	0	0
2:00 PM	75	0	57	16	0	2	0	0	0	0	0	0	0	0
3:00 PM	50	0	41	9	0	0	0	0	0	0	0	0	0	0
4:00 PM	59	0	52	7	0	0	0	0	0	0	0	0	0	0
5:00 PM	56	0	45	10	0	1	0	0	0	0	0	0	0	0
6:00 PM	29	0	25	4	0	0	0	0	0	0	0	0	0	0
7:00 PM	17	0	13	4	0	0	0	0	0	0	0	0	0	0
8:00 PM	28	0	21	7	0	0	0	0	0	0	0	0	0	0
9:00 PM	15	0	11	4	0	0	0	0	0	0	0	0	0	0
10:00 PM	5	0	4	1	0	0	0	0	0	0	0	0	0	0
11:00 PM	11	0	7	4	0	0	0	0	0	0	0	0	0	0
Total	784	0	637	134	1	12	0	0	0	0	0	0	0	0
%		0.0	81.3	17.1	0.1	1.5	0.0	0.0	0.0	0.0	0.0	0.0	0.0	0.0

Town : Northborough
 Street : Brigham Street
 Location : 225 Brigham Street

Site: 2021007
 5/31/2021
 Monday

Daily Classification

Combined Channels

Interval Start	Total	Motor Bikes	Cars & Trailers	2 Axle Long	Buses	2 Axle 6 Tire	3 Axle Single	4 Axle Single	<5 Axle Double	5 Axle Double	>6 Axle Double	<6 Axle Multi	6 Axle Multi	>6 Axle Multi
12:00 AM	2	0	2	0	0	0	0	0	0	0	0	0	0	0
1:00 AM	4	0	4	0	0	0	0	0	0	0	0	0	0	0
2:00 AM	1	0	1	0	0	0	0	0	0	0	0	0	0	0
3:00 AM	1	0	1	0	0	0	0	0	0	0	0	0	0	0
4:00 AM	1	0	1	0	0	0	0	0	0	0	0	0	0	0
5:00 AM	7	0	6	1	0	0	0	0	0	0	0	0	0	0
6:00 AM	11	0	9	1	0	1	0	0	0	0	0	0	0	0
7:00 AM	15	0	14	0	0	1	0	0	0	0	0	0	0	0
8:00 AM	39	0	31	7	0	1	0	0	0	0	0	0	0	0
9:00 AM	52	0	45	7	0	0	0	0	0	0	0	0	0	0
10:00 AM	52	0	44	6	0	1	0	0	1	0	0	0	0	0
11:00 AM	76	0	58	16	0	2	0	0	0	0	0	0	0	0
12:00 PM	99	0	79	19	0	1	0	0	0	0	0	0	0	0
1:00 PM	111	0	92	18	0	1	0	0	0	0	0	0	0	0
2:00 PM	106	0	93	8	0	5	0	0	0	0	0	0	0	0
3:00 PM	85	0	68	16	0	1	0	0	0	0	0	0	0	0
4:00 PM	106	0	90	14	0	2	0	0	0	0	0	0	0	0
5:00 PM	88	0	73	12	0	3	0	0	0	0	0	0	0	0
6:00 PM	72	0	56	15	0	1	0	0	0	0	0	0	0	0
7:00 PM	60	0	55	4	0	1	0	0	0	0	0	0	0	0
8:00 PM	42	0	32	9	0	1	0	0	0	0	0	0	0	0
9:00 PM	19	0	15	3	0	1	0	0	0	0	0	0	0	0
10:00 PM	15	0	12	2	0	1	0	0	0	0	0	0	0	0
11:00 PM	10	0	5	3	0	2	0	0	0	0	0	0	0	0
Total	1074	0	886	161	0	26	0	0	1	0	0	0	0	0
%		0.0	82.5	15.0	0.0	2.4	0.0	0.0	0.1	0.0	0.0	0.0	0.0	0.0

Town : Northborough
 Street : Brigham Street
 Location : 225 Brigham Street

Site: 2021007
 6/1/2021
 Tuesday

Daily Classification

Combined Channels

Interval Start	Total	Motor Bikes	Cars & Trailers	2 Axle Long	Buses	2 Axle 6 Tire	3 Axle Single	4 Axle Single	<5 Axle Double	5 Axle Double	>6 Axle Double	<6 Axle Multi	6 Axle Multi	>6 Axle Multi
12:00 AM	5	0	3	1	1	0	0	0	0	0	0	0	0	0
1:00 AM	3	0	3	0	0	0	0	0	0	0	0	0	0	0
2:00 AM	1	0	1	0	0	0	0	0	0	0	0	0	0	0
3:00 AM	3	0	2	1	0	0	0	0	0	0	0	0	0	0
4:00 AM	12	0	8	4	0	0	0	0	0	0	0	0	0	0
5:00 AM	13	0	8	5	0	0	0	0	0	0	0	0	0	0
6:00 AM	59	1	41	8	5	4	0	0	0	0	0	0	0	0
7:00 AM	164	0	129	29	1	4	0	0	1	0	0	0	0	0
8:00 AM	133	0	98	31	1	1	2	0	0	0	0	0	0	0
Total	393	1	293	79	8	9	2	0	1	0	0	0	0	0
%		0.3	74.6	20.1	2.0	2.3	0.5	0.0	0.3	0.0	0.0	0.0	0.0	0.0

Town : Northborough
 Street : Brigham Street
 Location : 225 Brigham Street

Site: 2021007
 5/17/2021
 Monday

Daily Classification

SB

Interval Start	Total	Motor Bikes	Cars & Trailers	2 Axle Long	Buses	2 Axle 6 Tire	3 Axle Single	4 Axle Single	<5 Axle Double	5 Axle Double	>6 Axle Double	<6 Axle Multi	6 Axle Multi	>6 Axle Multi
12:00 AM	-	-	-	-	-	-	-	-	-	-	-	-	-	-
1:00 AM	-	-	-	-	-	-	-	-	-	-	-	-	-	-
2:00 AM	-	-	-	-	-	-	-	-	-	-	-	-	-	-
3:00 AM	-	-	-	-	-	-	-	-	-	-	-	-	-	-
4:00 AM	-	-	-	-	-	-	-	-	-	-	-	-	-	-
5:00 AM	-	-	-	-	-	-	-	-	-	-	-	-	-	-
6:00 AM	-	-	-	-	-	-	-	-	-	-	-	-	-	-
7:00 AM	-	-	-	-	-	-	-	-	-	-	-	-	-	-
8:00 AM	-	-	-	-	-	-	-	-	-	-	-	-	-	-
9:00 AM	-	-	-	-	-	-	-	-	-	-	-	-	-	-
10:00 AM	-	-	-	-	-	-	-	-	-	-	-	-	-	-
11:00 AM	-	-	-	-	-	-	-	-	-	-	-	-	-	-
12:00 PM	-	-	-	-	-	-	-	-	-	-	-	-	-	-
1:00 PM	66	1	53	8	0	4	0	0	0	0	0	0	0	0
2:00 PM	115	0	86	17	6	4	1	0	1	0	0	0	0	0
3:00 PM	105	0	78	21	2	4	0	0	0	0	0	0	0	0
4:00 PM	95	0	75	18	0	2	0	0	0	0	0	0	0	0
5:00 PM	97	0	79	16	0	2	0	0	0	0	0	0	0	0
6:00 PM	96	0	70	18	0	8	0	0	0	0	0	0	0	0
7:00 PM	61	0	45	12	0	4	0	0	0	0	0	0	0	0
8:00 PM	40	0	34	4	0	2	0	0	0	0	0	0	0	0
9:00 PM	14	0	14	0	0	0	0	0	0	0	0	0	0	0
10:00 PM	6	0	6	0	0	0	0	0	0	0	0	0	0	0
11:00 PM	3	0	3	0	0	0	0	0	0	0	0	0	0	0
Total	698	1	543	114	8	30	1	0	1	0	0	0	0	0
%		0.1	77.8	16.3	1.1	4.3	0.1	0.0	0.1	0.0	0.0	0.0	0.0	0.0

Town : Northborough
 Street : Brigham Street
 Location : 225 Brigham Street

Site: 2021007
 5/18/2021
 Tuesday

Daily Classification

SB

Interval Start	Total	Motor Bikes	Cars & Trailers	2 Axle Long	Buses	2 Axle 6 Tire	3 Axle Single	4 Axle Single	<5 Axle Double	5 Axle Double	>6 Axle Double	<6 Axle Multi	6 Axle Multi	>6 Axle Multi
12:00 AM	2	0	2	0	0	0	0	0	0	0	0	0	0	0
1:00 AM	0	0	0	0	0	0	0	0	0	0	0	0	0	0
2:00 AM	0	0	0	0	0	0	0	0	0	0	0	0	0	0
3:00 AM	2	0	2	0	0	0	0	0	0	0	0	0	0	0
4:00 AM	1	0	1	0	0	0	0	0	0	0	0	0	0	0
5:00 AM	3	0	3	0	0	0	0	0	0	0	0	0	0	0
6:00 AM	11	0	8	2	1	0	0	0	0	0	0	0	0	0
7:00 AM	50	0	34	10	3	3	0	0	0	0	0	0	0	0
8:00 AM	48	0	36	11	0	1	0	0	0	0	0	0	0	0
9:00 AM	34	0	27	7	0	0	0	0	0	0	0	0	0	0
10:00 AM	58	0	45	7	0	6	0	0	0	0	0	0	0	0
11:00 AM	41	0	30	10	0	1	0	0	0	0	0	0	0	0
12:00 PM	51	0	43	5	0	3	0	0	0	0	0	0	0	0
1:00 PM	78	0	65	7	0	6	0	0	0	0	0	0	0	0
2:00 PM	140	0	116	13	6	5	0	0	0	0	0	0	0	0
3:00 PM	120	0	89	23	4	4	0	0	0	0	0	0	0	0
4:00 PM	93	1	72	18	0	1	0	0	1	0	0	0	0	0
5:00 PM	123	0	101	20	0	2	0	0	0	0	0	0	0	0
6:00 PM	89	0	68	17	0	4	0	0	0	0	0	0	0	0
7:00 PM	88	0	68	18	0	2	0	0	0	0	0	0	0	0
8:00 PM	59	0	47	8	0	4	0	0	0	0	0	0	0	0
9:00 PM	18	0	16	1	0	1	0	0	0	0	0	0	0	0
10:00 PM	12	0	7	3	0	2	0	0	0	0	0	0	0	0
11:00 PM	5	0	5	0	0	0	0	0	0	0	0	0	0	0
Total	1126	1	885	180	14	45	0	0	1	0	0	0	0	0
%		0.1	78.6	16.0	1.2	4.0	0.0	0.0	0.1	0.0	0.0	0.0	0.0	0.0

Town : Northborough
 Street : Brigham Street
 Location : 225 Brigham Street

Site: 2021007
 5/19/2021
 Wednesday

Daily Classification

SB

Interval Start	Total	Motor Bikes	Cars & Trailers	2 Axle Long	Buses	2 Axle 6 Tire	3 Axle Single	4 Axle Single	<5 Axle Double	5 Axle Double	>6 Axle Double	<6 Axle Multi	6 Axle Multi	>6 Axle Multi
12:00 AM	3	0	3	0	0	0	0	0	0	0	0	0	0	0
1:00 AM	0	0	0	0	0	0	0	0	0	0	0	0	0	0
2:00 AM	1	0	1	0	0	0	0	0	0	0	0	0	0	0
3:00 AM	1	0	1	0	0	0	0	0	0	0	0	0	0	0
4:00 AM	0	0	0	0	0	0	0	0	0	0	0	0	0	0
5:00 AM	6	0	4	1	0	1	0	0	0	0	0	0	0	0
6:00 AM	13	0	10	2	1	0	0	0	0	0	0	0	0	0
7:00 AM	49	0	42	5	2	0	0	0	0	0	0	0	0	0
8:00 AM	45	0	33	10	0	2	0	0	0	0	0	0	0	0
9:00 AM	35	0	27	7	1	0	0	0	0	0	0	0	0	0
10:00 AM	45	0	29	12	0	3	0	0	1	0	0	0	0	0
11:00 AM	63	0	48	11	0	4	0	0	0	0	0	0	0	0
12:00 PM	60	0	47	8	0	5	0	0	0	0	0	0	0	0
1:00 PM	81	0	65	14	0	2	0	0	0	0	0	0	0	0
2:00 PM	107	0	83	14	6	4	0	0	0	0	0	0	0	0
3:00 PM	108	0	85	15	3	5	0	0	0	0	0	0	0	0
4:00 PM	91	0	77	13	0	0	1	0	0	0	0	0	0	0
5:00 PM	121	0	95	20	0	6	0	0	0	0	0	0	0	0
6:00 PM	82	0	59	16	0	7	0	0	0	0	0	0	0	0
7:00 PM	86	0	69	13	1	2	0	0	1	0	0	0	0	0
8:00 PM	62	0	52	8	0	2	0	0	0	0	0	0	0	0
9:00 PM	13	0	11	2	0	0	0	0	0	0	0	0	0	0
10:00 PM	10	0	9	1	0	0	0	0	0	0	0	0	0	0
11:00 PM	2	0	2	0	0	0	0	0	0	0	0	0	0	0
Total	1084	0	852	172	14	43	1	0	2	0	0	0	0	0
%		0.0	78.6	15.9	1.3	4.0	0.1	0.0	0.2	0.0	0.0	0.0	0.0	0.0

Town : Northborough
 Street : Brigham Street
 Location : 225 Brigham Street

Site: 2021007
 5/20/2021
 Thursday

Daily Classification

SB

Interval Start	Total	Motor Bikes	Cars & Trailers	2 Axle Long	Buses	2 Axle 6 Tire	3 Axle Single	4 Axle Single	<5 Axle Double	5 Axle Double	>6 Axle Double	<6 Axle Multi	6 Axle Multi	>6 Axle Multi
12:00 AM	2	0	2	0	0	0	0	0	0	0	0	0	0	0
1:00 AM	1	0	1	0	0	0	0	0	0	0	0	0	0	0
2:00 AM	1	0	1	0	0	0	0	0	0	0	0	0	0	0
3:00 AM	1	0	1	0	0	0	0	0	0	0	0	0	0	0
4:00 AM	2	0	2	0	0	0	0	0	0	0	0	0	0	0
5:00 AM	1	0	0	1	0	0	0	0	0	0	0	0	0	0
6:00 AM	17	0	13	2	2	0	0	0	0	0	0	0	0	0
7:00 AM	48	0	41	3	2	1	0	0	1	0	0	0	0	0
8:00 AM	39	0	32	5	0	1	0	0	1	0	0	0	0	0
9:00 AM	38	0	29	7	1	0	0	0	1	0	0	0	0	0
10:00 AM	40	0	33	6	0	1	0	0	0	0	0	0	0	0
11:00 AM	50	0	40	7	1	2	0	0	0	0	0	0	0	0
12:00 PM	63	0	53	10	0	0	0	0	0	0	0	0	0	0
1:00 PM	65	0	49	15	0	0	0	0	1	0	0	0	0	0
2:00 PM	103	0	77	15	6	5	0	0	0	0	0	0	0	0
3:00 PM	130	0	101	21	4	4	0	0	0	0	0	0	0	0
4:00 PM	106	0	84	21	0	1	0	0	0	0	0	0	0	0
5:00 PM	122	0	91	25	0	6	0	0	0	0	0	0	0	0
6:00 PM	87	0	76	10	0	1	0	0	0	0	0	0	0	0
7:00 PM	86	0	63	17	1	5	0	0	0	0	0	0	0	0
8:00 PM	67	0	58	6	0	3	0	0	0	0	0	0	0	0
9:00 PM	31	0	24	7	0	0	0	0	0	0	0	0	0	0
10:00 PM	6	0	5	1	0	0	0	0	0	0	0	0	0	0
11:00 PM	4	0	3	1	0	0	0	0	0	0	0	0	0	0
Total	1110	0	879	180	17	30	0	0	4	0	0	0	0	0
%		0.0	79.2	16.2	1.5	2.7	0.0	0.0	0.4	0.0	0.0	0.0	0.0	0.0

Town : Northborough
 Street : Brigham Street
 Location : 225 Brigham Street

Site: 2021007
 5/21/2021
 Friday

Daily Classification

SB

Interval Start	Total	Motor Bikes	Cars & Trailers	2 Axle Long	Buses	2 Axle 6 Tire	3 Axle Single	4 Axle Single	<5 Axle Double	5 Axle Double	>6 Axle Double	<6 Axle Multi	6 Axle Multi	>6 Axle Multi
12:00 AM	1	0	1	0	0	0	0	0	0	0	0	0	0	0
1:00 AM	2	0	1	1	0	0	0	0	0	0	0	0	0	0
2:00 AM	1	0	1	0	0	0	0	0	0	0	0	0	0	0
3:00 AM	1	0	1	0	0	0	0	0	0	0	0	0	0	0
4:00 AM	0	0	0	0	0	0	0	0	0	0	0	0	0	0
5:00 AM	8	0	7	1	0	0	0	0	0	0	0	0	0	0
6:00 AM	8	0	5	1	1	0	0	0	0	1	0	0	0	0
7:00 AM	61	0	49	9	3	0	0	0	0	0	0	0	0	0
8:00 AM	34	0	21	7	1	3	0	0	2	0	0	0	0	0
9:00 AM	45	0	34	8	1	2	0	0	0	0	0	0	0	0
10:00 AM	49	0	34	10	0	4	1	0	0	0	0	0	0	0
11:00 AM	45	0	30	12	1	2	0	0	0	0	0	0	0	0
12:00 PM	76	0	57	12	1	4	0	0	2	0	0	0	0	0
1:00 PM	66	0	52	9	0	5	0	0	0	0	0	0	0	0
2:00 PM	125	0	97	17	7	4	0	0	0	0	0	0	0	0
3:00 PM	103	0	81	18	2	1	0	0	0	1	0	0	0	0
4:00 PM	124	1	100	17	0	4	0	0	2	0	0	0	0	0
5:00 PM	115	1	102	10	0	2	0	0	0	0	0	0	0	0
6:00 PM	83	0	66	15	0	2	0	0	0	0	0	0	0	0
7:00 PM	86	0	74	9	0	3	0	0	0	0	0	0	0	0
8:00 PM	55	0	47	7	0	1	0	0	0	0	0	0	0	0
9:00 PM	20	0	15	4	0	1	0	0	0	0	0	0	0	0
10:00 PM	17	0	14	3	0	0	0	0	0	0	0	0	0	0
11:00 PM	10	0	8	1	0	1	0	0	0	0	0	0	0	0
Total	1135	2	897	171	17	39	1	0	6	2	0	0	0	0
%		0.2	79.0	15.1	1.5	3.4	0.1	0.0	0.5	0.2	0.0	0.0	0.0	0.0

Town : Northborough
 Street : Brigham Street
 Location : 225 Brigham Street

Site: 2021007
 5/22/2021
 Saturday

Daily Classification

SB

Interval Start	Total	Motor Bikes	Cars & Trailers	2 Axle Long	Buses	2 Axle 6 Tire	3 Axle Single	4 Axle Single	<5 Axle Double	5 Axle Double	>6 Axle Double	<6 Axle Multi	6 Axle Multi	>6 Axle Multi
12:00 AM	9	0	8	1	0	0	0	0	0	0	0	0	0	0
1:00 AM	2	0	2	0	0	0	0	0	0	0	0	0	0	0
2:00 AM	1	0	1	0	0	0	0	0	0	0	0	0	0	0
3:00 AM	1	0	1	0	0	0	0	0	0	0	0	0	0	0
4:00 AM	2	0	1	0	0	1	0	0	0	0	0	0	0	0
5:00 AM	1	0	1	0	0	0	0	0	0	0	0	0	0	0
6:00 AM	11	0	9	2	0	0	0	0	0	0	0	0	0	0
7:00 AM	16	0	12	4	0	0	0	0	0	0	0	0	0	0
8:00 AM	36	0	23	11	0	2	0	0	0	0	0	0	0	0
9:00 AM	49	0	37	11	0	1	0	0	0	0	0	0	0	0
10:00 AM	52	0	38	11	1	2	0	0	0	0	0	0	0	0
11:00 AM	74	1	54	15	0	3	0	0	1	0	0	0	0	0
12:00 PM	87	0	69	18	0	0	0	0	0	0	0	0	0	0
1:00 PM	74	0	54	16	0	4	0	0	0	0	0	0	0	0
2:00 PM	74	0	61	13	0	0	0	0	0	0	0	0	0	0
3:00 PM	75	0	54	19	0	2	0	0	0	0	0	0	0	0
4:00 PM	75	0	60	12	0	3	0	0	0	0	0	0	0	0
5:00 PM	39	0	36	3	0	0	0	0	0	0	0	0	0	0
6:00 PM	61	0	44	15	0	2	0	0	0	0	0	0	0	0
7:00 PM	39	0	33	6	0	0	0	0	0	0	0	0	0	0
8:00 PM	24	0	21	2	0	1	0	0	0	0	0	0	0	0
9:00 PM	22	0	18	4	0	0	0	0	0	0	0	0	0	0
10:00 PM	13	0	12	1	0	0	0	0	0	0	0	0	0	0
11:00 PM	10	0	9	1	0	0	0	0	0	0	0	0	0	0
Total	847	1	658	165	1	21	0	0	1	0	0	0	0	0
%		0.1	77.7	19.5	0.1	2.5	0.0	0.0	0.1	0.0	0.0	0.0	0.0	0.0

Town : Northborough
 Street : Brigham Street
 Location : 225 Brigham Street

Site: 2021007
 5/23/2021
 Sunday

Daily Classification

SB

Interval Start	Total	Motor Bikes	Cars & Trailers	2 Axle Long	Buses	2 Axle 6 Tire	3 Axle Single	4 Axle Single	<5 Axle Double	5 Axle Double	>6 Axle Double	<6 Axle Multi	6 Axle Multi	>6 Axle Multi
12:00 AM	2	0	1	1	0	0	0	0	0	0	0	0	0	0
1:00 AM	2	0	2	0	0	0	0	0	0	0	0	0	0	0
2:00 AM	1	0	1	0	0	0	0	0	0	0	0	0	0	0
3:00 AM	1	0	1	0	0	0	0	0	0	0	0	0	0	0
4:00 AM	2	0	1	1	0	0	0	0	0	0	0	0	0	0
5:00 AM	1	0	1	0	0	0	0	0	0	0	0	0	0	0
6:00 AM	5	0	4	0	0	1	0	0	0	0	0	0	0	0
7:00 AM	10	0	10	0	0	0	0	0	0	0	0	0	0	0
8:00 AM	24	0	21	3	0	0	0	0	0	0	0	0	0	0
9:00 AM	41	0	36	5	0	0	0	0	0	0	0	0	0	0
10:00 AM	73	0	60	7	0	6	0	0	0	0	0	0	0	0
11:00 AM	60	0	46	12	0	2	0	0	0	0	0	0	0	0
12:00 PM	76	0	63	9	0	4	0	0	0	0	0	0	0	0
1:00 PM	94	0	76	16	0	2	0	0	0	0	0	0	0	0
2:00 PM	66	0	49	12	0	5	0	0	0	0	0	0	0	0
3:00 PM	72	0	57	14	0	1	0	0	0	0	0	0	0	0
4:00 PM	72	0	58	11	0	3	0	0	0	0	0	0	0	0
5:00 PM	65	0	56	8	0	1	0	0	0	0	0	0	0	0
6:00 PM	46	0	38	5	0	3	0	0	0	0	0	0	0	0
7:00 PM	39	0	33	6	0	0	0	0	0	0	0	0	0	0
8:00 PM	13	0	11	1	0	1	0	0	0	0	0	0	0	0
9:00 PM	14	0	11	3	0	0	0	0	0	0	0	0	0	0
10:00 PM	6	0	5	0	0	1	0	0	0	0	0	0	0	0
11:00 PM	1	0	1	0	0	0	0	0	0	0	0	0	0	0
Total	786	0	642	114	0	30	0	0	0	0	0	0	0	0
%		0.0	81.7	14.5	0.0	3.8	0.0	0.0	0.0	0.0	0.0	0.0	0.0	0.0

Town : Northborough
 Street : Brigham Street
 Location : 225 Brigham Street

Site: 2021007
 5/24/2021
 Monday

Daily Classification

SB

Interval Start	Total	Motor Bikes	Cars & Trailers	2 Axle Long	Buses	2 Axle 6 Tire	3 Axle Single	4 Axle Single	<5 Axle Double	5 Axle Double	>6 Axle Double	<6 Axle Multi	6 Axle Multi	>6 Axle Multi
12:00 AM	2	0	1	1	0	0	0	0	0	0	0	0	0	0
1:00 AM	1	0	1	0	0	0	0	0	0	0	0	0	0	0
2:00 AM	1	0	1	0	0	0	0	0	0	0	0	0	0	0
3:00 AM	1	0	1	0	0	0	0	0	0	0	0	0	0	0
4:00 AM	0	0	0	0	0	0	0	0	0	0	0	0	0	0
5:00 AM	4	0	2	2	0	0	0	0	0	0	0	0	0	0
6:00 AM	12	0	9	0	2	1	0	0	0	0	0	0	0	0
7:00 AM	45	0	33	9	2	1	0	0	0	0	0	0	0	0
8:00 AM	43	0	33	5	0	4	1	0	0	0	0	0	0	0
9:00 AM	42	0	31	10	0	0	0	0	1	0	0	0	0	0
10:00 AM	68	0	52	10	4	2	0	0	0	0	0	0	0	0
11:00 AM	88	0	69	14	2	3	0	0	0	0	0	0	0	0
12:00 PM	89	0	64	17	2	6	0	0	0	0	0	0	0	0
1:00 PM	67	0	54	11	1	1	0	0	0	0	0	0	0	0
2:00 PM	85	0	65	14	1	3	2	0	0	0	0	0	0	0
3:00 PM	93	0	72	20	0	1	0	0	0	0	0	0	0	0
4:00 PM	99	0	82	14	0	3	0	0	0	0	0	0	0	0
5:00 PM	125	0	103	15	0	6	0	0	1	0	0	0	0	0
6:00 PM	83	0	67	11	0	4	0	0	1	0	0	0	0	0
7:00 PM	76	0	59	10	0	7	0	0	0	0	0	0	0	0
8:00 PM	29	0	26	2	0	1	0	0	0	0	0	0	0	0
9:00 PM	16	0	15	1	0	0	0	0	0	0	0	0	0	0
10:00 PM	6	0	5	0	0	1	0	0	0	0	0	0	0	0
11:00 PM	10	0	9	1	0	0	0	0	0	0	0	0	0	0
Total	1085	0	854	167	14	44	3	0	3	0	0	0	0	0
%		0.0	78.7	15.4	1.3	4.1	0.3	0.0	0.3	0.0	0.0	0.0	0.0	0.0

Town : Northborough
 Street : Brigham Street
 Location : 225 Brigham Street

Site: 2021007
 5/25/2021
 Tuesday

Daily Classification

SB

Interval Start	Total	Motor Bikes	Cars & Trailers	2 Axle Long	Buses	2 Axle 6 Tire	3 Axle Single	4 Axle Single	<5 Axle Double	5 Axle Double	>6 Axle Double	<6 Axle Multi	6 Axle Multi	>6 Axle Multi
12:00 AM	2	0	2	0	0	0	0	0	0	0	0	0	0	0
1:00 AM	1	0	1	0	0	0	0	0	0	0	0	0	0	0
2:00 AM	0	0	0	0	0	0	0	0	0	0	0	0	0	0
3:00 AM	1	0	1	0	0	0	0	0	0	0	0	0	0	0
4:00 AM	2	0	2	0	0	0	0	0	0	0	0	0	0	0
5:00 AM	6	0	3	2	0	1	0	0	0	0	0	0	0	0
6:00 AM	10	0	8	0	2	0	0	0	0	0	0	0	0	0
7:00 AM	53	0	39	11	2	1	0	0	0	0	0	0	0	0
8:00 AM	48	0	35	11	0	2	0	0	0	0	0	0	0	0
9:00 AM	35	0	21	10	0	3	0	0	1	0	0	0	0	0
10:00 AM	36	0	21	13	0	2	0	0	0	0	0	0	0	0
11:00 AM	56	0	43	11	0	1	0	0	0	1	0	0	0	0
12:00 PM	70	0	60	7	1	2	0	0	0	0	0	0	0	0
1:00 PM	84	0	72	9	0	3	0	0	0	0	0	0	0	0
2:00 PM	136	0	106	20	6	4	0	0	0	0	0	0	0	0
3:00 PM	112	0	86	18	3	5	0	0	0	0	0	0	0	0
4:00 PM	122	0	96	21	0	5	0	0	0	0	0	0	0	0
5:00 PM	110	0	80	25	0	3	1	0	1	0	0	0	0	0
6:00 PM	109	0	83	22	0	3	0	0	1	0	0	0	0	0
7:00 PM	92	0	74	11	0	6	0	0	1	0	0	0	0	0
8:00 PM	59	0	48	7	0	4	0	0	0	0	0	0	0	0
9:00 PM	26	0	20	4	0	2	0	0	0	0	0	0	0	0
10:00 PM	6	0	4	0	0	2	0	0	0	0	0	0	0	0
11:00 PM	3	0	3	0	0	0	0	0	0	0	0	0	0	0
Total	1179	0	908	202	14	49	1	0	4	1	0	0	0	0
%		0.0	77.0	17.1	1.2	4.2	0.1	0.0	0.3	0.1	0.0	0.0	0.0	0.0

Town : Northborough
 Street : Brigham Street
 Location : 225 Brigham Street

Site: 2021007
 5/26/2021
 Wednesday

Daily Classification

SB

Interval Start	Total	Motor Bikes	Cars & Trailers	2 Axle Long	Buses	2 Axle 6 Tire	3 Axle Single	4 Axle Single	<5 Axle Double	5 Axle Double	>6 Axle Double	<6 Axle Multi	6 Axle Multi	>6 Axle Multi
12:00 AM	3	0	3	0	0	0	0	0	0	0	0	0	0	0
1:00 AM	1	0	1	0	0	0	0	0	0	0	0	0	0	0
2:00 AM	0	0	0	0	0	0	0	0	0	0	0	0	0	0
3:00 AM	0	0	0	0	0	0	0	0	0	0	0	0	0	0
4:00 AM	4	0	3	0	0	1	0	0	0	0	0	0	0	0
5:00 AM	3	0	2	1	0	0	0	0	0	0	0	0	0	0
6:00 AM	14	0	12	0	1	1	0	0	0	0	0	0	0	0
7:00 AM	53	0	40	8	2	3	0	0	0	0	0	0	0	0
8:00 AM	48	0	35	9	0	3	0	0	1	0	0	0	0	0
9:00 AM	54	0	37	13	1	3	0	0	0	0	0	0	0	0
10:00 AM	56	0	42	12	0	1	0	0	1	0	0	0	0	0
11:00 AM	71	0	53	12	0	6	0	0	0	0	0	0	0	0
12:00 PM	57	0	45	11	0	1	0	0	0	0	0	0	0	0
1:00 PM	79	0	61	12	1	5	0	0	0	0	0	0	0	0
2:00 PM	122	0	93	20	6	3	0	0	0	0	0	0	0	0
3:00 PM	112	0	89	15	3	5	0	0	0	0	0	0	0	0
4:00 PM	118	0	94	20	1	2	0	0	1	0	0	0	0	0
5:00 PM	97	0	75	19	0	3	0	0	0	0	0	0	0	0
6:00 PM	101	0	81	13	0	6	0	0	1	0	0	0	0	0
7:00 PM	97	0	75	18	0	4	0	0	0	0	0	0	0	0
8:00 PM	43	1	35	5	0	1	0	0	1	0	0	0	0	0
9:00 PM	17	0	17	0	0	0	0	0	0	0	0	0	0	0
10:00 PM	6	0	5	1	0	0	0	0	0	0	0	0	0	0
11:00 PM	3	0	3	0	0	0	0	0	0	0	0	0	0	0
Total	1159	1	901	189	15	48	0	0	5	0	0	0	0	0
%		0.1	77.7	16.3	1.3	4.1	0.0	0.0	0.4	0.0	0.0	0.0	0.0	0.0

Town : Northborough
 Street : Brigham Street
 Location : 225 Brigham Street

Site: 2021007
 5/27/2021
 Thursday

Daily Classification

SB

Interval Start	Total	Motor Bikes	Cars & Trailers	2 Axle Long	Buses	2 Axle 6 Tire	3 Axle Single	4 Axle Single	<5 Axle Double	5 Axle Double	>6 Axle Double	<6 Axle Multi	6 Axle Multi	>6 Axle Multi
12:00 AM	1	0	1	0	0	0	0	0	0	0	0	0	0	0
1:00 AM	0	0	0	0	0	0	0	0	0	0	0	0	0	0
2:00 AM	0	0	0	0	0	0	0	0	0	0	0	0	0	0
3:00 AM	1	0	1	0	0	0	0	0	0	0	0	0	0	0
4:00 AM	1	0	1	0	0	0	0	0	0	0	0	0	0	0
5:00 AM	2	0	1	1	0	0	0	0	0	0	0	0	0	0
6:00 AM	12	0	9	1	1	1	0	0	0	0	0	0	0	0
7:00 AM	56	0	43	9	2	2	0	0	0	0	0	0	0	0
8:00 AM	48	0	35	9	0	4	0	0	0	0	0	0	0	0
9:00 AM	32	0	26	6	0	0	0	0	0	0	0	0	0	0
10:00 AM	47	0	31	10	1	4	1	0	0	0	0	0	0	0
11:00 AM	64	1	47	13	0	3	0	0	0	0	0	0	0	0
12:00 PM	65	0	52	10	0	2	1	0	0	0	0	0	0	0
1:00 PM	81	0	59	20	1	1	0	0	0	0	0	0	0	0
2:00 PM	117	0	94	13	6	4	0	0	0	0	0	0	0	0
3:00 PM	137	0	107	23	3	4	0	0	0	0	0	0	0	0
4:00 PM	133	0	108	25	0	0	0	0	0	0	0	0	0	0
5:00 PM	141	0	116	21	0	4	0	0	0	0	0	0	0	0
6:00 PM	87	0	68	13	0	6	0	0	0	0	0	0	0	0
7:00 PM	83	0	67	12	0	4	0	0	0	0	0	0	0	0
8:00 PM	77	0	65	10	0	2	0	0	0	0	0	0	0	0
9:00 PM	35	0	28	6	0	1	0	0	0	0	0	0	0	0
10:00 PM	17	0	14	2	0	1	0	0	0	0	0	0	0	0
11:00 PM	4	0	2	2	0	0	0	0	0	0	0	0	0	0
Total	1241	1	975	206	14	43	2	0	0	0	0	0	0	0
%		0.1	78.6	16.6	1.1	3.5	0.2	0.0	0.0	0.0	0.0	0.0	0.0	0.0

Town : Northborough
 Street : Brigham Street
 Location : 225 Brigham Street

Site: 2021007
 5/28/2021
 Friday

Daily Classification

SB

Interval Start	Total	Motor Bikes	Cars & Trailers	2 Axle Long	Buses	2 Axle 6 Tire	3 Axle Single	4 Axle Single	<5 Axle Double	5 Axle Double	>6 Axle Double	<6 Axle Multi	6 Axle Multi	>6 Axle Multi
12:00 AM	2	0	1	1	0	0	0	0	0	0	0	0	0	0
1:00 AM	1	0	1	0	0	0	0	0	0	0	0	0	0	0
2:00 AM	0	0	0	0	0	0	0	0	0	0	0	0	0	0
3:00 AM	1	0	1	0	0	0	0	0	0	0	0	0	0	0
4:00 AM	1	0	1	0	0	0	0	0	0	0	0	0	0	0
5:00 AM	6	0	5	1	0	0	0	0	0	0	0	0	0	0
6:00 AM	11	0	8	2	1	0	0	0	0	0	0	0	0	0
7:00 AM	57	0	45	10	2	0	0	0	0	0	0	0	0	0
8:00 AM	39	0	31	7	0	1	0	0	0	0	0	0	0	0
9:00 AM	58	0	46	10	1	1	0	0	0	0	0	0	0	0
10:00 AM	46	0	37	5	1	2	1	0	0	0	0	0	0	0
11:00 AM	65	0	50	12	0	3	0	0	0	0	0	0	0	0
12:00 PM	72	0	52	14	0	5	0	0	1	0	0	0	0	0
1:00 PM	67	0	52	13	0	2	0	0	0	0	0	0	0	0
2:00 PM	127	1	98	17	7	4	0	0	0	0	0	0	0	0
3:00 PM	154	2	120	23	3	6	0	0	0	0	0	0	0	0
4:00 PM	105	1	78	23	0	3	0	0	0	0	0	0	0	0
5:00 PM	108	0	82	21	0	3	0	0	2	0	0	0	0	0
6:00 PM	88	0	76	11	0	1	0	0	0	0	0	0	0	0
7:00 PM	53	0	37	13	0	3	0	0	0	0	0	0	0	0
8:00 PM	31	0	27	4	0	0	0	0	0	0	0	0	0	0
9:00 PM	14	0	12	1	0	1	0	0	0	0	0	0	0	0
10:00 PM	2	0	2	0	0	0	0	0	0	0	0	0	0	0
11:00 PM	4	0	4	0	0	0	0	0	0	0	0	0	0	0
Total	1112	4	866	188	15	35	1	0	3	0	0	0	0	0
%		0.4	77.9	16.9	1.3	3.1	0.1	0.0	0.3	0.0	0.0	0.0	0.0	0.0

Town : Northborough
 Street : Brigham Street
 Location : 225 Brigham Street

Site: 2021007
 5/29/2021
 Saturday

Daily Classification

SB

Interval Start	Total	Motor Bikes	Cars & Trailers	2 Axle Long	Buses	2 Axle 6 Tire	3 Axle Single	4 Axle Single	<5 Axle Double	5 Axle Double	>6 Axle Double	<6 Axle Multi	6 Axle Multi	>6 Axle Multi
12:00 AM	2	0	2	0	0	0	0	0	0	0	0	0	0	0
1:00 AM	2	0	2	0	0	0	0	0	0	0	0	0	0	0
2:00 AM	1	0	1	0	0	0	0	0	0	0	0	0	0	0
3:00 AM	1	0	1	0	0	0	0	0	0	0	0	0	0	0
4:00 AM	2	0	2	0	0	0	0	0	0	0	0	0	0	0
5:00 AM	2	0	2	0	0	0	0	0	0	0	0	0	0	0
6:00 AM	6	0	5	1	0	0	0	0	0	0	0	0	0	0
7:00 AM	12	0	10	2	0	0	0	0	0	0	0	0	0	0
8:00 AM	22	0	15	5	0	2	0	0	0	0	0	0	0	0
9:00 AM	27	0	19	8	0	0	0	0	0	0	0	0	0	0
10:00 AM	30	0	23	6	0	1	0	0	0	0	0	0	0	0
11:00 AM	32	0	26	5	0	1	0	0	0	0	0	0	0	0
12:00 PM	43	0	34	9	0	0	0	0	0	0	0	0	0	0
1:00 PM	40	0	36	3	0	1	0	0	0	0	0	0	0	0
2:00 PM	48	0	41	5	0	2	0	0	0	0	0	0	0	0
3:00 PM	49	0	41	8	0	0	0	0	0	0	0	0	0	0
4:00 PM	38	0	29	7	0	2	0	0	0	0	0	0	0	0
5:00 PM	30	0	26	4	0	0	0	0	0	0	0	0	0	0
6:00 PM	32	0	25	4	0	2	0	0	1	0	0	0	0	0
7:00 PM	18	0	15	3	0	0	0	0	0	0	0	0	0	0
8:00 PM	14	0	9	4	0	1	0	0	0	0	0	0	0	0
9:00 PM	13	0	11	1	0	1	0	0	0	0	0	0	0	0
10:00 PM	10	0	9	1	0	0	0	0	0	0	0	0	0	0
11:00 PM	8	0	7	1	0	0	0	0	0	0	0	0	0	0
Total	482	0	391	77	0	13	0	0	1	0	0	0	0	0
%		0.0	81.1	16.0	0.0	2.7	0.0	0.0	0.2	0.0	0.0	0.0	0.0	0.0

Town : Northborough
 Street : Brigham Street
 Location : 225 Brigham Street

Site: 2021007
 5/30/2021
 Sunday

Daily Classification

SB

Interval Start	Total	Motor Bikes	Cars & Trailers	2 Axle Long	Buses	2 Axle 6 Tire	3 Axle Single	4 Axle Single	<5 Axle Double	5 Axle Double	>6 Axle Double	<6 Axle Multi	6 Axle Multi	>6 Axle Multi
12:00 AM	4	0	2	1	0	1	0	0	0	0	0	0	0	0
1:00 AM	4	0	2	2	0	0	0	0	0	0	0	0	0	0
2:00 AM	1	0	1	0	0	0	0	0	0	0	0	0	0	0
3:00 AM	1	0	0	1	0	0	0	0	0	0	0	0	0	0
4:00 AM	0	0	0	0	0	0	0	0	0	0	0	0	0	0
5:00 AM	1	0	1	0	0	0	0	0	0	0	0	0	0	0
6:00 AM	7	0	4	2	0	1	0	0	0	0	0	0	0	0
7:00 AM	8	0	7	1	0	0	0	0	0	0	0	0	0	0
8:00 AM	16	0	12	4	0	0	0	0	0	0	0	0	0	0
9:00 AM	23	0	16	5	0	2	0	0	0	0	0	0	0	0
10:00 AM	29	0	24	4	0	1	0	0	0	0	0	0	0	0
11:00 AM	33	0	32	1	0	0	0	0	0	0	0	0	0	0
12:00 PM	50	0	39	10	0	1	0	0	0	0	0	0	0	0
1:00 PM	42	0	37	5	0	0	0	0	0	0	0	0	0	0
2:00 PM	39	0	30	8	0	1	0	0	0	0	0	0	0	0
3:00 PM	22	0	16	6	0	0	0	0	0	0	0	0	0	0
4:00 PM	29	0	26	3	0	0	0	0	0	0	0	0	0	0
5:00 PM	27	0	20	7	0	0	0	0	0	0	0	0	0	0
6:00 PM	12	0	10	2	0	0	0	0	0	0	0	0	0	0
7:00 PM	9	0	5	4	0	0	0	0	0	0	0	0	0	0
8:00 PM	11	0	10	1	0	0	0	0	0	0	0	0	0	0
9:00 PM	9	0	7	2	0	0	0	0	0	0	0	0	0	0
10:00 PM	4	0	3	1	0	0	0	0	0	0	0	0	0	0
11:00 PM	7	0	5	2	0	0	0	0	0	0	0	0	0	0
Total	388	0	309	72	0	7	0	0	0	0	0	0	0	0
%		0.0	79.6	18.6	0.0	1.8	0.0	0.0	0.0	0.0	0.0	0.0	0.0	0.0

Town : Northborough
 Street : Brigham Street
 Location : 225 Brigham Street

Site: 2021007
 5/31/2021
 Monday

Daily Classification

SB

Interval Start	Total	Motor Bikes	Cars & Trailers	2 Axle Long	Buses	2 Axle 6 Tire	3 Axle Single	4 Axle Single	<5 Axle Double	5 Axle Double	>6 Axle Double	<6 Axle Multi	6 Axle Multi	>6 Axle Multi
12:00 AM	2	0	2	0	0	0	0	0	0	0	0	0	0	0
1:00 AM	3	0	3	0	0	0	0	0	0	0	0	0	0	0
2:00 AM	0	0	0	0	0	0	0	0	0	0	0	0	0	0
3:00 AM	0	0	0	0	0	0	0	0	0	0	0	0	0	0
4:00 AM	0	0	0	0	0	0	0	0	0	0	0	0	0	0
5:00 AM	1	0	1	0	0	0	0	0	0	0	0	0	0	0
6:00 AM	4	0	4	0	0	0	0	0	0	0	0	0	0	0
7:00 AM	11	0	10	0	0	1	0	0	0	0	0	0	0	0
8:00 AM	18	0	14	4	0	0	0	0	0	0	0	0	0	0
9:00 AM	21	0	19	2	0	0	0	0	0	0	0	0	0	0
10:00 AM	30	0	24	4	0	1	0	0	1	0	0	0	0	0
11:00 AM	32	0	22	9	0	1	0	0	0	0	0	0	0	0
12:00 PM	48	0	38	9	0	1	0	0	0	0	0	0	0	0
1:00 PM	50	0	42	8	0	0	0	0	0	0	0	0	0	0
2:00 PM	55	0	47	3	0	5	0	0	0	0	0	0	0	0
3:00 PM	42	0	34	8	0	0	0	0	0	0	0	0	0	0
4:00 PM	54	0	46	7	0	1	0	0	0	0	0	0	0	0
5:00 PM	51	0	42	6	0	3	0	0	0	0	0	0	0	0
6:00 PM	44	0	33	10	0	1	0	0	0	0	0	0	0	0
7:00 PM	30	0	27	2	0	1	0	0	0	0	0	0	0	0
8:00 PM	22	0	17	4	0	1	0	0	0	0	0	0	0	0
9:00 PM	14	0	12	1	0	1	0	0	0	0	0	0	0	0
10:00 PM	9	0	7	1	0	1	0	0	0	0	0	0	0	0
11:00 PM	3	0	1	1	0	1	0	0	0	0	0	0	0	0
Total	544	0	445	79	0	19	0	0	1	0	0	0	0	0
%		0.0	81.8	14.5	0.0	3.5	0.0	0.0	0.2	0.0	0.0	0.0	0.0	0.0

Town : Northborough
 Street : Brigham Street
 Location : 225 Brigham Street

Site: 2021007
 6/1/2021
 Tuesday

Daily Classification

SB

Interval Start	Total	Motor Bikes	Cars & Trailers	2 Axle Long	Buses	2 Axle 6 Tire	3 Axle Single	4 Axle Single	<5 Axle Double	5 Axle Double	>6 Axle Double	<6 Axle Multi	6 Axle Multi	>6 Axle Multi
12:00 AM	2	0	2	0	0	0	0	0	0	0	0	0	0	0
1:00 AM	2	0	2	0	0	0	0	0	0	0	0	0	0	0
2:00 AM	1	0	1	0	0	0	0	0	0	0	0	0	0	0
3:00 AM	2	0	2	0	0	0	0	0	0	0	0	0	0	0
4:00 AM	3	0	3	0	0	0	0	0	0	0	0	0	0	0
5:00 AM	1	0	0	1	0	0	0	0	0	0	0	0	0	0
6:00 AM	11	0	8	1	1	1	0	0	0	0	0	0	0	0
7:00 AM	57	0	41	14	1	1	0	0	0	0	0	0	0	0
8:00 AM	42	0	26	15	0	0	1	0	0	0	0	0	0	0
Total	121	0	85	31	2	2	1	0	0	0	0	0	0	0
%		0.0	70.2	25.6	1.7	1.7	0.8	0.0	0.0	0.0	0.0	0.0	0.0	0.0

Town : Northborough
 Street : Brigham Street
 Location : 225 Brigham Street

Site: 2021007
 5/17/2021
 Monday

Daily Classification

NB

Interval Start	Total	Motor Bikes	Cars & Trailers	2 Axle Long	Buses	2 Axle 6 Tire	3 Axle Single	4 Axle Single	<5 Axle Double	5 Axle Double	>6 Axle Double	<6 Axle Multi	6 Axle Multi	>6 Axle Multi
12:00 AM	-	-	-	-	-	-	-	-	-	-	-	-	-	-
1:00 AM	-	-	-	-	-	-	-	-	-	-	-	-	-	-
2:00 AM	-	-	-	-	-	-	-	-	-	-	-	-	-	-
3:00 AM	-	-	-	-	-	-	-	-	-	-	-	-	-	-
4:00 AM	-	-	-	-	-	-	-	-	-	-	-	-	-	-
5:00 AM	-	-	-	-	-	-	-	-	-	-	-	-	-	-
6:00 AM	-	-	-	-	-	-	-	-	-	-	-	-	-	-
7:00 AM	-	-	-	-	-	-	-	-	-	-	-	-	-	-
8:00 AM	-	-	-	-	-	-	-	-	-	-	-	-	-	-
9:00 AM	-	-	-	-	-	-	-	-	-	-	-	-	-	-
10:00 AM	-	-	-	-	-	-	-	-	-	-	-	-	-	-
11:00 AM	-	-	-	-	-	-	-	-	-	-	-	-	-	-
12:00 PM	-	-	-	-	-	-	-	-	-	-	-	-	-	-
1:00 PM	68	1	50	11	2	3	1	0	0	0	0	0	0	0
2:00 PM	82	0	67	12	0	3	0	0	0	0	0	0	0	0
3:00 PM	100	1	84	14	0	1	0	0	0	0	0	0	0	0
4:00 PM	75	0	59	15	0	1	0	0	0	0	0	0	0	0
5:00 PM	72	0	53	16	0	3	0	0	0	0	0	0	0	0
6:00 PM	32	0	25	7	0	0	0	0	0	0	0	0	0	0
7:00 PM	41	0	33	7	0	1	0	0	0	0	0	0	0	0
8:00 PM	23	0	17	6	0	0	0	0	0	0	0	0	0	0
9:00 PM	10	0	9	1	0	0	0	0	0	0	0	0	0	0
10:00 PM	4	0	4	0	0	0	0	0	0	0	0	0	0	0
11:00 PM	3	0	2	1	0	0	0	0	0	0	0	0	0	0
Total	510	2	403	90	2	12	1	0	0	0	0	0	0	0
%		0.4	79.0	17.6	0.4	2.4	0.2	0.0	0.0	0.0	0.0	0.0	0.0	0.0

Town : Northborough
 Street : Brigham Street
 Location : 225 Brigham Street

Site: 2021007
 5/18/2021
 Tuesday

Daily Classification

NB

Interval Start	Total	Motor Bikes	Cars & Trailers	2 Axle Long	Buses	2 Axle 6 Tire	3 Axle Single	4 Axle Single	<5 Axle Double	5 Axle Double	>6 Axle Double	<6 Axle Multi	6 Axle Multi	>6 Axle Multi
12:00 AM	1	0	1	0	0	0	0	0	0	0	0	0	0	0
1:00 AM	0	0	0	0	0	0	0	0	0	0	0	0	0	0
2:00 AM	0	0	0	0	0	0	0	0	0	0	0	0	0	0
3:00 AM	0	0	0	0	0	0	0	0	0	0	0	0	0	0
4:00 AM	8	0	5	3	0	0	0	0	0	0	0	0	0	0
5:00 AM	15	0	9	4	0	2	0	0	0	0	0	0	0	0
6:00 AM	48	0	32	11	3	2	0	0	0	0	0	0	0	0
7:00 AM	100	0	86	12	0	2	0	0	0	0	0	0	0	0
8:00 AM	79	0	60	15	1	3	0	0	0	0	0	0	0	0
9:00 AM	48	0	35	11	0	2	0	0	0	0	0	0	0	0
10:00 AM	58	0	44	10	1	3	0	0	0	0	0	0	0	0
11:00 AM	56	0	41	11	1	2	0	0	1	0	0	0	0	0
12:00 PM	60	0	49	9	0	2	0	0	0	0	0	0	0	0
1:00 PM	60	0	45	13	2	0	0	0	0	0	0	0	0	0
2:00 PM	76	0	61	13	0	2	0	0	0	0	0	0	0	0
3:00 PM	101	0	75	19	0	7	0	0	0	0	0	0	0	0
4:00 PM	117	1	98	13	0	4	0	0	1	0	0	0	0	0
5:00 PM	89	0	68	19	0	2	0	0	0	0	0	0	0	0
6:00 PM	43	0	39	3	0	1	0	0	0	0	0	0	0	0
7:00 PM	47	0	33	14	0	0	0	0	0	0	0	0	0	0
8:00 PM	24	0	21	3	0	0	0	0	0	0	0	0	0	0
9:00 PM	9	0	8	1	0	0	0	0	0	0	0	0	0	0
10:00 PM	7	0	7	0	0	0	0	0	0	0	0	0	0	0
11:00 PM	6	0	5	1	0	0	0	0	0	0	0	0	0	0
Total	1052	1	822	185	8	34	0	0	2	0	0	0	0	0
%		0.1	78.1	17.6	0.8	3.2	0.0	0.0	0.2	0.0	0.0	0.0	0.0	0.0

Town : Northborough
 Street : Brigham Street
 Location : 225 Brigham Street

Site: 2021007
 5/19/2021
 Wednesday

Daily Classification

NB

Interval Start	Total	Motor Bikes	Cars & Trailers	2 Axle Long	Buses	2 Axle 6 Tire	3 Axle Single	4 Axle Single	<5 Axle Double	5 Axle Double	>6 Axle Double	<6 Axle Multi	6 Axle Multi	>6 Axle Multi
12:00 AM	2	0	2	0	0	0	0	0	0	0	0	0	0	0
1:00 AM	0	0	0	0	0	0	0	0	0	0	0	0	0	0
2:00 AM	1	0	0	0	0	1	0	0	0	0	0	0	0	0
3:00 AM	0	0	0	0	0	0	0	0	0	0	0	0	0	0
4:00 AM	9	0	7	2	0	0	0	0	0	0	0	0	0	0
5:00 AM	12	0	9	3	0	0	0	0	0	0	0	0	0	0
6:00 AM	47	0	36	7	2	2	0	0	0	0	0	0	0	0
7:00 AM	113	0	96	15	1	1	0	0	0	0	0	0	0	0
8:00 AM	82	0	65	14	1	1	0	0	1	0	0	0	0	0
9:00 AM	51	0	40	8	0	3	0	0	0	0	0	0	0	0
10:00 AM	53	0	42	11	0	0	0	0	0	0	0	0	0	0
11:00 AM	62	0	48	11	0	3	0	0	0	0	0	0	0	0
12:00 PM	60	0	43	13	0	2	1	0	1	0	0	0	0	0
1:00 PM	57	0	42	13	1	1	0	0	0	0	0	0	0	0
2:00 PM	89	0	71	15	0	3	0	0	0	0	0	0	0	0
3:00 PM	100	0	82	16	0	2	0	0	0	0	0	0	0	0
4:00 PM	92	0	75	14	0	3	0	0	0	0	0	0	0	0
5:00 PM	68	0	55	10	1	1	0	0	1	0	0	0	0	0
6:00 PM	47	0	34	11	0	2	0	0	0	0	0	0	0	0
7:00 PM	43	0	37	6	0	0	0	0	0	0	0	0	0	0
8:00 PM	19	0	15	3	0	1	0	0	0	0	0	0	0	0
9:00 PM	9	0	8	1	0	0	0	0	0	0	0	0	0	0
10:00 PM	10	0	7	1	0	2	0	0	0	0	0	0	0	0
11:00 PM	5	0	4	1	0	0	0	0	0	0	0	0	0	0
Total	1031	0	818	175	6	28	1	0	3	0	0	0	0	0
%		0.0	79.3	17.0	0.6	2.7	0.1	0.0	0.3	0.0	0.0	0.0	0.0	0.0

Town : Northborough
 Street : Brigham Street
 Location : 225 Brigham Street

Site: 2021007
 5/20/2021
 Thursday

Daily Classification

NB

Interval Start	Total	Motor Bikes	Cars & Trailers	2 Axle Long	Buses	2 Axle 6 Tire	3 Axle Single	4 Axle Single	<5 Axle Double	5 Axle Double	>6 Axle Double	<6 Axle Multi	6 Axle Multi	>6 Axle Multi
12:00 AM	4	0	4	0	0	0	0	0	0	0	0	0	0	0
1:00 AM	3	0	2	1	0	0	0	0	0	0	0	0	0	0
2:00 AM	0	0	0	0	0	0	0	0	0	0	0	0	0	0
3:00 AM	0	0	0	0	0	0	0	0	0	0	0	0	0	0
4:00 AM	10	0	6	4	0	0	0	0	0	0	0	0	0	0
5:00 AM	10	0	9	1	0	0	0	0	0	0	0	0	0	0
6:00 AM	47	0	36	6	4	1	0	0	0	0	0	0	0	0
7:00 AM	97	0	84	12	0	1	0	0	0	0	0	0	0	0
8:00 AM	63	0	49	11	1	2	0	0	0	0	0	0	0	0
9:00 AM	59	0	37	20	0	2	0	0	0	0	0	0	0	0
10:00 AM	50	0	41	8	1	0	0	0	0	0	0	0	0	0
11:00 AM	43	0	34	7	1	1	0	0	0	0	0	0	0	0
12:00 PM	65	0	48	15	0	1	0	0	1	0	0	0	0	0
1:00 PM	50	0	34	14	0	2	0	0	0	0	0	0	0	0
2:00 PM	68	0	55	11	0	2	0	0	0	0	0	0	0	0
3:00 PM	76	0	64	11	0	1	0	0	0	0	0	0	0	0
4:00 PM	115	0	90	23	0	2	0	0	0	0	0	0	0	0
5:00 PM	95	0	74	18	1	2	0	0	0	0	0	0	0	0
6:00 PM	54	0	45	8	0	1	0	0	0	0	0	0	0	0
7:00 PM	50	0	38	10	1	1	0	0	0	0	0	0	0	0
8:00 PM	25	0	22	3	0	0	0	0	0	0	0	0	0	0
9:00 PM	12	0	10	2	0	0	0	0	0	0	0	0	0	0
10:00 PM	6	0	6	0	0	0	0	0	0	0	0	0	0	0
11:00 PM	2	0	2	0	0	0	0	0	0	0	0	0	0	0
Total	1004	0	790	185	9	19	0	0	1	0	0	0	0	0
%		0.0	78.7	18.4	0.9	1.9	0.0	0.0	0.1	0.0	0.0	0.0	0.0	0.0

Town : Northborough
 Street : Brigham Street
 Location : 225 Brigham Street

Site: 2021007
 5/21/2021
 Friday

Daily Classification

NB

Interval Start	Total	Motor Bikes	Cars & Trailers	2 Axle Long	Buses	2 Axle 6 Tire	3 Axle Single	4 Axle Single	<5 Axle Double	5 Axle Double	>6 Axle Double	<6 Axle Multi	6 Axle Multi	>6 Axle Multi
12:00 AM	0	0	0	0	0	0	0	0	0	0	0	0	0	0
1:00 AM	2	0	2	0	0	0	0	0	0	0	0	0	0	0
2:00 AM	0	0	0	0	0	0	0	0	0	0	0	0	0	0
3:00 AM	0	0	0	0	0	0	0	0	0	0	0	0	0	0
4:00 AM	8	0	4	4	0	0	0	0	0	0	0	0	0	0
5:00 AM	20	0	17	3	0	0	0	0	0	0	0	0	0	0
6:00 AM	47	0	36	7	2	1	0	0	0	1	0	0	0	0
7:00 AM	97	0	87	9	1	0	0	0	0	0	0	0	0	0
8:00 AM	69	0	51	13	1	3	0	0	1	0	0	0	0	0
9:00 AM	49	0	28	16	1	3	1	0	0	0	0	0	0	0
10:00 AM	39	0	33	4	1	1	0	0	0	0	0	0	0	0
11:00 AM	57	0	48	6	1	2	0	0	0	0	0	0	0	0
12:00 PM	67	0	51	13	1	2	0	0	0	0	0	0	0	0
1:00 PM	79	0	60	15	2	2	0	0	0	0	0	0	0	0
2:00 PM	81	0	70	8	1	1	0	0	1	0	0	0	0	0
3:00 PM	79	0	66	13	0	0	0	0	0	0	0	0	0	0
4:00 PM	84	0	61	18	0	3	0	0	2	0	0	0	0	0
5:00 PM	90	1	72	14	0	3	0	0	0	0	0	0	0	0
6:00 PM	45	0	43	2	0	0	0	0	0	0	0	0	0	0
7:00 PM	42	0	37	5	0	0	0	0	0	0	0	0	0	0
8:00 PM	18	0	13	5	0	0	0	0	0	0	0	0	0	0
9:00 PM	24	0	20	3	0	1	0	0	0	0	0	0	0	0
10:00 PM	13	0	9	4	0	0	0	0	0	0	0	0	0	0
11:00 PM	4	0	3	1	0	0	0	0	0	0	0	0	0	0
Total	1014	1	811	163	11	22	1	0	4	1	0	0	0	0
%		0.1	80.0	16.1	1.1	2.2	0.1	0.0	0.4	0.1	0.0	0.0	0.0	0.0

Town : Northborough
 Street : Brigham Street
 Location : 225 Brigham Street

Site: 2021007
 5/22/2021
 Saturday

Daily Classification

NB

Interval Start	Total	Motor Bikes	Cars & Trailers	2 Axle Long	Buses	2 Axle 6 Tire	3 Axle Single	4 Axle Single	<5 Axle Double	5 Axle Double	>6 Axle Double	<6 Axle Multi	6 Axle Multi	>6 Axle Multi
12:00 AM	3	0	3	0	0	0	0	0	0	0	0	0	0	0
1:00 AM	0	0	0	0	0	0	0	0	0	0	0	0	0	0
2:00 AM	0	0	0	0	0	0	0	0	0	0	0	0	0	0
3:00 AM	0	0	0	0	0	0	0	0	0	0	0	0	0	0
4:00 AM	6	0	4	1	0	1	0	0	0	0	0	0	0	0
5:00 AM	15	0	15	0	0	0	0	0	0	0	0	0	0	0
6:00 AM	25	0	21	3	0	1	0	0	0	0	0	0	0	0
7:00 AM	43	0	33	10	0	0	0	0	0	0	0	0	0	0
8:00 AM	62	0	49	11	0	2	0	0	0	0	0	0	0	0
9:00 AM	73	0	55	18	0	0	0	0	0	0	0	0	0	0
10:00 AM	86	1	66	16	0	3	0	0	0	0	0	0	0	0
11:00 AM	62	0	51	8	0	3	0	0	0	0	0	0	0	0
12:00 PM	69	0	58	9	1	1	0	0	0	0	0	0	0	0
1:00 PM	49	0	37	10	0	2	0	0	0	0	0	0	0	0
2:00 PM	67	0	53	13	0	1	0	0	0	0	0	0	0	0
3:00 PM	53	0	41	12	0	0	0	0	0	0	0	0	0	0
4:00 PM	56	0	44	12	0	0	0	0	0	0	0	0	0	0
5:00 PM	43	0	35	6	0	2	0	0	0	0	0	0	0	0
6:00 PM	42	1	35	6	0	0	0	0	0	0	0	0	0	0
7:00 PM	23	0	18	5	0	0	0	0	0	0	0	0	0	0
8:00 PM	21	0	16	4	0	1	0	0	0	0	0	0	0	0
9:00 PM	17	0	14	3	0	0	0	0	0	0	0	0	0	0
10:00 PM	7	0	7	0	0	0	0	0	0	0	0	0	0	0
11:00 PM	3	0	2	1	0	0	0	0	0	0	0	0	0	0
Total	825	2	657	148	1	17	0	0	0	0	0	0	0	0
%		0.2	79.6	17.9	0.1	2.1	0.0	0.0	0.0	0.0	0.0	0.0	0.0	0.0

Town : Northborough
 Street : Brigham Street
 Location : 225 Brigham Street

Site: 2021007
 5/23/2021
 Sunday

Daily Classification

NB

Interval Start	Total	Motor Bikes	Cars & Trailers	2 Axle Long	Buses	2 Axle 6 Tire	3 Axle Single	4 Axle Single	<5 Axle Double	5 Axle Double	>6 Axle Double	<6 Axle Multi	6 Axle Multi	>6 Axle Multi
12:00 AM	3	0	3	0	0	0	0	0	0	0	0	0	0	0
1:00 AM	2	0	2	0	0	0	0	0	0	0	0	0	0	0
2:00 AM	0	0	0	0	0	0	0	0	0	0	0	0	0	0
3:00 AM	1	0	1	0	0	0	0	0	0	0	0	0	0	0
4:00 AM	3	0	3	0	0	0	0	0	0	0	0	0	0	0
5:00 AM	20	0	18	1	0	1	0	0	0	0	0	0	0	0
6:00 AM	31	0	26	3	0	2	0	0	0	0	0	0	0	0
7:00 AM	43	0	33	9	0	1	0	0	0	0	0	0	0	0
8:00 AM	57	0	48	8	0	1	0	0	0	0	0	0	0	0
9:00 AM	55	0	47	5	0	3	0	0	0	0	0	0	0	0
10:00 AM	67	0	57	7	0	3	0	0	0	0	0	0	0	0
11:00 AM	71	0	55	12	2	1	0	0	1	0	0	0	0	0
12:00 PM	64	0	48	13	0	3	0	0	0	0	0	0	0	0
1:00 PM	58	0	55	2	0	1	0	0	0	0	0	0	0	0
2:00 PM	53	0	44	8	0	1	0	0	0	0	0	0	0	0
3:00 PM	43	0	39	4	0	0	0	0	0	0	0	0	0	0
4:00 PM	58	0	51	7	0	0	0	0	0	0	0	0	0	0
5:00 PM	42	0	35	7	0	0	0	0	0	0	0	0	0	0
6:00 PM	36	0	32	4	0	0	0	0	0	0	0	0	0	0
7:00 PM	25	0	23	2	0	0	0	0	0	0	0	0	0	0
8:00 PM	14	0	12	2	0	0	0	0	0	0	0	0	0	0
9:00 PM	10	0	7	3	0	0	0	0	0	0	0	0	0	0
10:00 PM	4	0	2	2	0	0	0	0	0	0	0	0	0	0
11:00 PM	3	0	2	1	0	0	0	0	0	0	0	0	0	0
Total	763	0	643	100	2	17	0	0	1	0	0	0	0	0
%		0.0	84.3	13.1	0.3	2.2	0.0	0.0	0.1	0.0	0.0	0.0	0.0	0.0

Town : Northborough
 Street : Brigham Street
 Location : 225 Brigham Street

Site: 2021007
 5/24/2021
 Monday

Daily Classification

NB

Interval Start	Total	Motor Bikes	Cars & Trailers	2 Axle Long	Buses	2 Axle 6 Tire	3 Axle Single	4 Axle Single	<5 Axle Double	5 Axle Double	>6 Axle Double	<6 Axle Multi	6 Axle Multi	>6 Axle Multi
12:00 AM	0	0	0	0	0	0	0	0	0	0	0	0	0	0
1:00 AM	1	0	0	1	0	0	0	0	0	0	0	0	0	0
2:00 AM	0	0	0	0	0	0	0	0	0	0	0	0	0	0
3:00 AM	1	0	0	1	0	0	0	0	0	0	0	0	0	0
4:00 AM	5	0	3	2	0	0	0	0	0	0	0	0	0	0
5:00 AM	7	0	4	2	0	1	0	0	0	0	0	0	0	0
6:00 AM	42	0	33	7	2	0	0	0	0	0	0	0	0	0
7:00 AM	101	0	87	10	1	3	0	0	0	0	0	0	0	0
8:00 AM	61	0	45	13	1	1	1	0	0	0	0	0	0	0
9:00 AM	48	0	33	14	0	1	0	0	0	0	0	0	0	0
10:00 AM	58	0	45	10	1	1	0	0	1	0	0	0	0	0
11:00 AM	58	0	46	11	0	1	0	0	0	0	0	0	0	0
12:00 PM	61	0	48	12	0	1	0	0	0	0	0	0	0	0
1:00 PM	55	0	41	12	0	1	0	0	1	0	0	0	0	0
2:00 PM	83	0	66	11	1	5	0	0	0	0	0	0	0	0
3:00 PM	121	0	97	20	0	4	0	0	0	0	0	0	0	0
4:00 PM	95	0	75	16	0	3	0	0	0	1	0	0	0	0
5:00 PM	64	0	53	9	0	2	0	0	0	0	0	0	0	0
6:00 PM	34	0	27	6	0	1	0	0	0	0	0	0	0	0
7:00 PM	37	0	31	5	0	1	0	0	0	0	0	0	0	0
8:00 PM	15	0	12	3	0	0	0	0	0	0	0	0	0	0
9:00 PM	14	0	12	2	0	0	0	0	0	0	0	0	0	0
10:00 PM	2	0	2	0	0	0	0	0	0	0	0	0	0	0
11:00 PM	3	0	2	1	0	0	0	0	0	0	0	0	0	0
Total	966	0	762	168	6	26	1	0	2	1	0	0	0	0
%		0.0	78.9	17.4	0.6	2.7	0.1	0.0	0.2	0.1	0.0	0.0	0.0	0.0

Town : Northborough
 Street : Brigham Street
 Location : 225 Brigham Street

Site: 2021007
 5/25/2021
 Tuesday

Daily Classification

NB

Interval Start	Total	Motor Bikes	Cars & Trailers	2 Axle Long	Buses	2 Axle 6 Tire	3 Axle Single	4 Axle Single	<5 Axle Double	5 Axle Double	>6 Axle Double	<6 Axle Multi	6 Axle Multi	>6 Axle Multi
12:00 AM	0	0	0	0	0	0	0	0	0	0	0	0	0	0
1:00 AM	1	0	1	0	0	0	0	0	0	0	0	0	0	0
2:00 AM	0	0	0	0	0	0	0	0	0	0	0	0	0	0
3:00 AM	0	0	0	0	0	0	0	0	0	0	0	0	0	0
4:00 AM	6	0	3	3	0	0	0	0	0	0	0	0	0	0
5:00 AM	14	0	10	4	0	0	0	0	0	0	0	0	0	0
6:00 AM	48	0	35	10	2	1	0	0	0	0	0	0	0	0
7:00 AM	105	0	87	13	1	4	0	0	0	0	0	0	0	0
8:00 AM	71	0	57	9	1	3	0	0	1	0	0	0	0	0
9:00 AM	47	0	36	8	0	3	0	0	0	0	0	0	0	0
10:00 AM	47	0	37	8	0	2	0	0	0	0	0	0	0	0
11:00 AM	43	0	30	12	0	1	0	0	0	0	0	0	0	0
12:00 PM	55	0	49	5	1	0	0	0	0	0	0	0	0	0
1:00 PM	65	0	48	12	2	3	0	0	0	0	0	0	0	0
2:00 PM	83	0	65	14	0	4	0	0	0	0	0	0	0	0
3:00 PM	120	0	92	26	0	2	0	0	0	0	0	0	0	0
4:00 PM	109	0	94	10	0	4	0	0	1	0	0	0	0	0
5:00 PM	68	0	56	11	0	1	0	0	0	0	0	0	0	0
6:00 PM	53	0	47	4	0	2	0	0	0	0	0	0	0	0
7:00 PM	47	0	40	6	0	1	0	0	0	0	0	0	0	0
8:00 PM	18	0	14	4	0	0	0	0	0	0	0	0	0	0
9:00 PM	13	0	11	1	0	1	0	0	0	0	0	0	0	0
10:00 PM	8	0	5	2	0	1	0	0	0	0	0	0	0	0
11:00 PM	4	0	2	1	0	1	0	0	0	0	0	0	0	0
Total	1025	0	819	163	7	34	0	0	2	0	0	0	0	0
%		0.0	79.9	15.9	0.7	3.3	0.0	0.0	0.2	0.0	0.0	0.0	0.0	0.0

Town : Northborough
 Street : Brigham Street
 Location : 225 Brigham Street

Site: 2021007
 5/26/2021
 Wednesday

Daily Classification

NB

Interval Start	Total	Motor Bikes	Cars & Trailers	2 Axle Long	Buses	2 Axle 6 Tire	3 Axle Single	4 Axle Single	<5 Axle Double	5 Axle Double	>6 Axle Double	<6 Axle Multi	6 Axle Multi	>6 Axle Multi
12:00 AM	0	0	0	0	0	0	0	0	0	0	0	0	0	0
1:00 AM	0	0	0	0	0	0	0	0	0	0	0	0	0	0
2:00 AM	0	0	0	0	0	0	0	0	0	0	0	0	0	0
3:00 AM	0	0	0	0	0	0	0	0	0	0	0	0	0	0
4:00 AM	9	0	6	3	0	0	0	0	0	0	0	0	0	0
5:00 AM	13	0	12	1	0	0	0	0	0	0	0	0	0	0
6:00 AM	47	0	37	7	2	1	0	0	0	0	0	0	0	0
7:00 AM	111	0	95	13	1	1	0	0	1	0	0	0	0	0
8:00 AM	86	0	66	15	2	3	0	0	0	0	0	0	0	0
9:00 AM	55	0	40	13	0	2	0	0	0	0	0	0	0	0
10:00 AM	52	0	40	10	0	2	0	0	0	0	0	0	0	0
11:00 AM	52	0	40	10	0	2	0	0	0	0	0	0	0	0
12:00 PM	61	0	48	13	0	0	0	0	0	0	0	0	0	0
1:00 PM	60	0	48	8	1	3	0	0	0	0	0	0	0	0
2:00 PM	85	0	64	16	1	4	0	0	0	0	0	0	0	0
3:00 PM	90	0	72	17	0	1	0	0	0	0	0	0	0	0
4:00 PM	92	0	77	14	1	0	0	0	0	0	0	0	0	0
5:00 PM	70	1	55	14	0	0	0	0	0	0	0	0	0	0
6:00 PM	58	0	51	5	0	1	0	0	1	0	0	0	0	0
7:00 PM	47	0	38	7	0	2	0	0	0	0	0	0	0	0
8:00 PM	24	0	18	5	0	1	0	0	0	0	0	0	0	0
9:00 PM	9	0	7	1	0	1	0	0	0	0	0	0	0	0
10:00 PM	5	0	5	0	0	0	0	0	0	0	0	0	0	0
11:00 PM	3	0	2	1	0	0	0	0	0	0	0	0	0	0
Total	1029	1	821	173	8	24	0	0	2	0	0	0	0	0
%		0.1	79.8	16.8	0.8	2.3	0.0	0.0	0.2	0.0	0.0	0.0	0.0	0.0

Town : Northborough
 Street : Brigham Street
 Location : 225 Brigham Street

Site: 2021007
 5/27/2021
 Thursday

Daily Classification

NB

Interval Start	Total	Motor Bikes	Cars & Trailers	2 Axle Long	Buses	2 Axle 6 Tire	3 Axle Single	4 Axle Single	<5 Axle Double	5 Axle Double	>6 Axle Double	<6 Axle Multi	6 Axle Multi	>6 Axle Multi
12:00 AM	2	0	2	0	0	0	0	0	0	0	0	0	0	0
1:00 AM	0	0	0	0	0	0	0	0	0	0	0	0	0	0
2:00 AM	0	0	0	0	0	0	0	0	0	0	0	0	0	0
3:00 AM	0	0	0	0	0	0	0	0	0	0	0	0	0	0
4:00 AM	10	0	6	4	0	0	0	0	0	0	0	0	0	0
5:00 AM	9	0	7	2	0	0	0	0	0	0	0	0	0	0
6:00 AM	54	0	38	11	4	1	0	0	0	0	0	0	0	0
7:00 AM	105	0	88	15	0	2	0	0	0	0	0	0	0	0
8:00 AM	75	1	59	12	1	2	0	0	0	0	0	0	0	0
9:00 AM	62	0	48	13	1	0	0	0	0	0	0	0	0	0
10:00 AM	56	0	44	8	0	3	0	0	1	0	0	0	0	0
11:00 AM	61	0	49	11	0	1	0	0	0	0	0	0	0	0
12:00 PM	61	0	52	8	0	1	0	0	0	0	0	0	0	0
1:00 PM	63	0	49	12	1	1	0	0	0	0	0	0	0	0
2:00 PM	59	0	49	9	0	1	0	0	0	0	0	0	0	0
3:00 PM	122	0	102	17	1	2	0	0	0	0	0	0	0	0
4:00 PM	107	0	82	22	0	3	0	0	0	0	0	0	0	0
5:00 PM	76	0	66	10	0	0	0	0	0	0	0	0	0	0
6:00 PM	65	0	50	13	0	2	0	0	0	0	0	0	0	0
7:00 PM	57	0	47	9	0	1	0	0	0	0	0	0	0	0
8:00 PM	23	0	20	3	0	0	0	0	0	0	0	0	0	0
9:00 PM	18	0	17	1	0	0	0	0	0	0	0	0	0	0
10:00 PM	12	0	11	1	0	0	0	0	0	0	0	0	0	0
11:00 PM	6	0	5	1	0	0	0	0	0	0	0	0	0	0
Total	1103	1	891	182	8	20	0	0	1	0	0	0	0	0
%		0.1	80.8	16.5	0.7	1.8	0.0	0.0	0.1	0.0	0.0	0.0	0.0	0.0

Town : Northborough
 Street : Brigham Street
 Location : 225 Brigham Street

Site: 2021007
 5/28/2021
 Friday

Daily Classification

NB

Interval Start	Total	Motor Bikes	Cars & Trailers	2 Axle Long	Buses	2 Axle 6 Tire	3 Axle Single	4 Axle Single	<5 Axle Double	5 Axle Double	>6 Axle Double	<6 Axle Multi	6 Axle Multi	>6 Axle Multi
12:00 AM	2	0	2	0	0	0	0	0	0	0	0	0	0	0
1:00 AM	1	0	1	0	0	0	0	0	0	0	0	0	0	0
2:00 AM	0	0	0	0	0	0	0	0	0	0	0	0	0	0
3:00 AM	1	0	1	0	0	0	0	0	0	0	0	0	0	0
4:00 AM	11	0	8	3	0	0	0	0	0	0	0	0	0	0
5:00 AM	14	0	13	1	0	0	0	0	0	0	0	0	0	0
6:00 AM	47	0	32	11	4	0	0	0	0	0	0	0	0	0
7:00 AM	89	0	77	11	0	1	0	0	0	0	0	0	0	0
8:00 AM	73	0	55	14	1	3	0	0	0	0	0	0	0	0
9:00 AM	58	0	44	13	0	0	1	0	0	0	0	0	0	0
10:00 AM	63	0	46	16	0	1	0	0	0	0	0	0	0	0
11:00 AM	58	0	44	7	0	7	0	0	0	0	0	0	0	0
12:00 PM	81	0	66	15	0	0	0	0	0	0	0	0	0	0
1:00 PM	75	0	59	14	1	0	0	0	1	0	0	0	0	0
2:00 PM	67	0	52	13	0	1	0	0	1	0	0	0	0	0
3:00 PM	108	1	85	20	1	1	0	0	0	0	0	0	0	0
4:00 PM	60	1	51	7	0	1	0	0	0	0	0	0	0	0
5:00 PM	51	0	45	5	0	1	0	0	0	0	0	0	0	0
6:00 PM	43	0	33	10	0	0	0	0	0	0	0	0	0	0
7:00 PM	33	0	28	5	0	0	0	0	0	0	0	0	0	0
8:00 PM	21	0	17	4	0	0	0	0	0	0	0	0	0	0
9:00 PM	12	0	12	0	0	0	0	0	0	0	0	0	0	0
10:00 PM	4	0	4	0	0	0	0	0	0	0	0	0	0	0
11:00 PM	4	0	4	0	0	0	0	0	0	0	0	0	0	0
Total	976	2	779	169	7	16	1	0	2	0	0	0	0	0
%		0.2	79.8	17.3	0.7	1.6	0.1	0.0	0.2	0.0	0.0	0.0	0.0	0.0

Town : Northborough
 Street : Brigham Street
 Location : 225 Brigham Street

Site: 2021007
 5/29/2021
 Saturday

Daily Classification

NB

Interval Start	Total	Motor Bikes	Cars & Trailers	2 Axle Long	Buses	2 Axle 6 Tire	3 Axle Single	4 Axle Single	<5 Axle Double	5 Axle Double	>6 Axle Double	<6 Axle Multi	6 Axle Multi	>6 Axle Multi
12:00 AM	3	0	3	0	0	0	0	0	0	0	0	0	0	0
1:00 AM	0	0	0	0	0	0	0	0	0	0	0	0	0	0
2:00 AM	0	0	0	0	0	0	0	0	0	0	0	0	0	0
3:00 AM	0	0	0	0	0	0	0	0	0	0	0	0	0	0
4:00 AM	2	0	1	1	0	0	0	0	0	0	0	0	0	0
5:00 AM	1	0	1	0	0	0	0	0	0	0	0	0	0	0
6:00 AM	7	0	7	0	0	0	0	0	0	0	0	0	0	0
7:00 AM	18	0	11	7	0	0	0	0	0	0	0	0	0	0
8:00 AM	39	0	31	7	0	1	0	0	0	0	0	0	0	0
9:00 AM	38	0	36	2	0	0	0	0	0	0	0	0	0	0
10:00 AM	33	0	26	5	0	2	0	0	0	0	0	0	0	0
11:00 AM	43	0	35	5	0	3	0	0	0	0	0	0	0	0
12:00 PM	26	0	24	2	0	0	0	0	0	0	0	0	0	0
1:00 PM	40	0	35	3	0	2	0	0	0	0	0	0	0	0
2:00 PM	34	0	30	4	0	0	0	0	0	0	0	0	0	0
3:00 PM	21	0	18	3	0	0	0	0	0	0	0	0	0	0
4:00 PM	32	0	29	2	0	1	0	0	0	0	0	0	0	0
5:00 PM	34	0	29	5	0	0	0	0	0	0	0	0	0	0
6:00 PM	26	0	21	4	0	0	0	0	1	0	0	0	0	0
7:00 PM	31	0	27	3	0	1	0	0	0	0	0	0	0	0
8:00 PM	18	0	16	2	0	0	0	0	0	0	0	0	0	0
9:00 PM	9	0	6	3	0	0	0	0	0	0	0	0	0	0
10:00 PM	7	0	7	0	0	0	0	0	0	0	0	0	0	0
11:00 PM	7	0	6	1	0	0	0	0	0	0	0	0	0	0
Total	469	0	399	59	0	10	0	0	1	0	0	0	0	0
%		0.0	85.1	12.6	0.0	2.1	0.0	0.0	0.2	0.0	0.0	0.0	0.0	0.0

Town : Northborough
 Street : Brigham Street
 Location : 225 Brigham Street

Site: 2021007
 5/30/2021
 Sunday

Daily Classification

NB

Interval Start	Total	Motor Bikes	Cars & Trailers	2 Axle Long	Buses	2 Axle 6 Tire	3 Axle Single	4 Axle Single	<5 Axle Double	5 Axle Double	>6 Axle Double	<6 Axle Multi	6 Axle Multi	>6 Axle Multi
12:00 AM	2	0	1	1	0	0	0	0	0	0	0	0	0	0
1:00 AM	4	0	4	0	0	0	0	0	0	0	0	0	0	0
2:00 AM	0	0	0	0	0	0	0	0	0	0	0	0	0	0
3:00 AM	3	0	0	2	0	1	0	0	0	0	0	0	0	0
4:00 AM	0	0	0	0	0	0	0	0	0	0	0	0	0	0
5:00 AM	3	0	3	0	0	0	0	0	0	0	0	0	0	0
6:00 AM	13	0	8	4	0	1	0	0	0	0	0	0	0	0
7:00 AM	10	0	7	2	1	0	0	0	0	0	0	0	0	0
8:00 AM	15	0	11	4	0	0	0	0	0	0	0	0	0	0
9:00 AM	19	0	18	1	0	0	0	0	0	0	0	0	0	0
10:00 AM	30	0	25	5	0	0	0	0	0	0	0	0	0	0
11:00 AM	52	0	47	5	0	0	0	0	0	0	0	0	0	0
12:00 PM	36	0	34	2	0	0	0	0	0	0	0	0	0	0
1:00 PM	33	0	26	6	0	1	0	0	0	0	0	0	0	0
2:00 PM	36	0	27	8	0	1	0	0	0	0	0	0	0	0
3:00 PM	28	0	25	3	0	0	0	0	0	0	0	0	0	0
4:00 PM	30	0	26	4	0	0	0	0	0	0	0	0	0	0
5:00 PM	29	0	25	3	0	1	0	0	0	0	0	0	0	0
6:00 PM	17	0	15	2	0	0	0	0	0	0	0	0	0	0
7:00 PM	8	0	8	0	0	0	0	0	0	0	0	0	0	0
8:00 PM	17	0	11	6	0	0	0	0	0	0	0	0	0	0
9:00 PM	6	0	4	2	0	0	0	0	0	0	0	0	0	0
10:00 PM	1	0	1	0	0	0	0	0	0	0	0	0	0	0
11:00 PM	4	0	2	2	0	0	0	0	0	0	0	0	0	0
Total	396	0	328	62	1	5	0	0	0	0	0	0	0	0
%		0.0	82.8	15.7	0.3	1.3	0.0	0.0	0.0	0.0	0.0	0.0	0.0	0.0

Town : Northborough
 Street : Brigham Street
 Location : 225 Brigham Street

Site: 2021007
 5/31/2021
 Monday

Daily Classification

NB

Interval Start	Total	Motor Bikes	Cars & Trailers	2 Axle Long	Buses	2 Axle 6 Tire	3 Axle Single	4 Axle Single	<5 Axle Double	5 Axle Double	>6 Axle Double	<6 Axle Multi	6 Axle Multi	>6 Axle Multi
12:00 AM	0	0	0	0	0	0	0	0	0	0	0	0	0	0
1:00 AM	1	0	1	0	0	0	0	0	0	0	0	0	0	0
2:00 AM	1	0	1	0	0	0	0	0	0	0	0	0	0	0
3:00 AM	1	0	1	0	0	0	0	0	0	0	0	0	0	0
4:00 AM	1	0	1	0	0	0	0	0	0	0	0	0	0	0
5:00 AM	6	0	5	1	0	0	0	0	0	0	0	0	0	0
6:00 AM	7	0	5	1	0	1	0	0	0	0	0	0	0	0
7:00 AM	4	0	4	0	0	0	0	0	0	0	0	0	0	0
8:00 AM	21	0	17	3	0	1	0	0	0	0	0	0	0	0
9:00 AM	31	0	26	5	0	0	0	0	0	0	0	0	0	0
10:00 AM	22	0	20	2	0	0	0	0	0	0	0	0	0	0
11:00 AM	44	0	36	7	0	1	0	0	0	0	0	0	0	0
12:00 PM	51	0	41	10	0	0	0	0	0	0	0	0	0	0
1:00 PM	61	0	50	10	0	1	0	0	0	0	0	0	0	0
2:00 PM	51	0	46	5	0	0	0	0	0	0	0	0	0	0
3:00 PM	43	0	34	8	0	1	0	0	0	0	0	0	0	0
4:00 PM	52	0	44	7	0	1	0	0	0	0	0	0	0	0
5:00 PM	37	0	31	6	0	0	0	0	0	0	0	0	0	0
6:00 PM	28	0	23	5	0	0	0	0	0	0	0	0	0	0
7:00 PM	30	0	28	2	0	0	0	0	0	0	0	0	0	0
8:00 PM	20	0	15	5	0	0	0	0	0	0	0	0	0	0
9:00 PM	5	0	3	2	0	0	0	0	0	0	0	0	0	0
10:00 PM	6	0	5	1	0	0	0	0	0	0	0	0	0	0
11:00 PM	7	0	4	2	0	1	0	0	0	0	0	0	0	0
Total	530	0	441	82	0	7	0	0	0	0	0	0	0	0
%		0.0	83.2	15.5	0.0	1.3	0.0	0.0	0.0	0.0	0.0	0.0	0.0	0.0

Town : Northborough
 Street : Brigham Street
 Location : 225 Brigham Street

Site: 2021007
 6/1/2021
 Tuesday

Daily Classification

NB

Interval Start	Total	Motor Bikes	Cars & Trailers	2 Axle Long	Buses	2 Axle 6 Tire	3 Axle Single	4 Axle Single	<5 Axle Double	5 Axle Double	>6 Axle Double	<6 Axle Multi	6 Axle Multi	>6 Axle Multi
12:00 AM	3	0	1	1	1	0	0	0	0	0	0	0	0	0
1:00 AM	1	0	1	0	0	0	0	0	0	0	0	0	0	0
2:00 AM	0	0	0	0	0	0	0	0	0	0	0	0	0	0
3:00 AM	1	0	0	1	0	0	0	0	0	0	0	0	0	0
4:00 AM	9	0	5	4	0	0	0	0	0	0	0	0	0	0
5:00 AM	12	0	8	4	0	0	0	0	0	0	0	0	0	0
6:00 AM	48	1	33	7	4	3	0	0	0	0	0	0	0	0
7:00 AM	107	0	88	15	0	3	0	0	1	0	0	0	0	0
8:00 AM	91	0	72	16	1	1	1	0	0	0	0	0	0	0
Total	272	1	208	48	6	7	1	0	1	0	0	0	0	0
%		0.4	76.5	17.6	2.2	2.6	0.4	0.0	0.4	0.0	0.0	0.0	0.0	0.0

Town : Northborough
 Street : Brigham Street
 Location : 225 Brigham Street

Site: 2021007

Speed Statistics Per Day

Combined Channels									
mph	Mon 5/17/2021	Tue 5/18/2021	Wed 5/19/2021	Thu 5/20/2021	Fri 5/21/2021	Sat 5/22/2021	Sun 5/23/2021	Mon 5/24/2021	Tue 5/25/2021
Count	1208	2178	2115	2114	2149	1672	1549	2051	2204
Minimum	13.6	15.2	14.5	13.5	12.7	10.3	12.8	16.7	12.3
Maximum	60.7	86.2	79.7	55.3	53.0	54.5	52.1	62.4	60.8
Average	35.2	35.0	35.1	35.2	35.2	34.7	34.9	35.2	35.1
Median	35.2	35.0	35.0	35.3	35.2	34.9	34.9	35.3	35.2
<u>Pace Range</u>	30.3 - 40.3	30.0 - 40.0	30.4 - 40.4	29.6 - 39.6	30.4 - 40.4	29.8 - 39.8	30.1 - 40.1	30.1 - 40.1	30.3 - 40.3
Count	971	1772	1750	1676	1692	1360	1262	1704	1811
	80%	81%	83%	79%	79%	81%	81%	83%	82%
<u>Percentiles</u>									
10 %	30.2	30.2	30.5	30.0	29.9	29.8	30.2	30.3	30.3
15 %	31.3	31.1	31.4	31.0	31.2	31.0	31.2	31.4	31.4
50 %	35.2	35.0	35.0	35.3	35.2	34.9	34.9	35.3	35.1
85 %	39.2	39.0	38.9	39.1	39.3	38.6	38.8	39.1	39.0
90 %	40.3	40.0	40.0	40.3	40.4	39.5	40.0	39.8	39.9
<u>Speeds Exceeded</u>									
25	1186 98%	2148 99%	2096 99%	2089 99%	2128 99%	1639 98%	1527 99%	2029 99%	2176 99%
35	613 51%	1068 49%	1051 50%	1117 53%	1108 52%	812 49%	753 49%	1072 52%	1127 51%
45	14 1%	18 1%	17 1%	23 1%	32 1%	16 1%	12 1%	24 1%	16 1%
55	1 0.1%	3 0.1%	2 0.1%	1 0.0%	0 0%	0 0%	0 0%	1 0.0%	1 0.0%
65	0 0%	2 0.1%	2 0.1%	0 0%	0 0%	0 0%	0 0%	0 0%	0 0%
75	0 0%	1 0.0%	1 0.0%	0 0%	0 0%	0 0%	0 0%	0 0%	0 0%

Town : Northborough
 Street : Brigham Street
 Location : 225 Brigham Street

Site: 2021007

Speed Statistics Per Day

Combined Channels							
mph	Wed 5/26/2021	Thu 5/27/2021	Fri 5/28/2021	Sat 5/29/2021	Sun 5/30/2021	Mon 5/31/2021	Tue 6/1/2021
Count	2188	2344	2088	951	784	1074	393
Minimum	10.3	12.5	14.5	14.9	17.5	17.1	13.1
Maximum	54.3	56.9	50.9	58.0	53.5	55.4	50.8
Average	35.0	34.7	34.6	34.9	35.0	34.4	34.8
Median	35.0	34.7	34.6	34.9	35.0	34.5	35.0
<u>Pace Range</u>	30.0 - 40.0	29.8 - 39.8	29.6 - 39.6	30.3 - 40.3	29.4 - 39.4	30.0 - 40.0	29.4 - 39.4
Count	1751	1873	1718	737	597	845	315
	80%	80%	82%	77%	76%	79%	80%
<u>Percentiles</u>							
10 %	29.9	29.8	29.7	29.2	29.3	29.1	29.4
15 %	31.0	30.7	30.8	30.5	30.5	30.3	30.6
50 %	35.0	34.6	34.6	34.9	35.0	34.5	35.0
85 %	39.0	38.7	38.5	39.2	39.3	38.7	38.8
90 %	40.0	39.9	39.3	40.2	40.5	39.6	39.4
<u>Speeds Exceeded</u>							
25	2149 98%	2311 99%	2055 98%	932 98%	768 98%	1049 98%	383 97%
35	1079 49%	1073 46%	956 46%	462 49%	389 50%	472 44%	194 49%
45	23 1%	29 1%	17 1%	8 0.8%	16 2%	16 1%	9 2.3%
55	0 0%	1 0.0%	0 0%	1 0.1%	0 0%	1 0.1%	0 0%
65	0 0%	0 0%	0 0%	0 0%	0 0%	0 0%	0 0%
75	0 0%	0 0%	0 0%	0 0%	0 0%	0 0%	0 0%

Town : Northborough
 Street : Brigham Street
 Location : 225 Brigham Street

Site: 2021007

Weekly Volume

Interval Start	Mon 5/17/2021		Tue 5/18/2021		Wed 5/19/2021		Thu 5/20/2021		Fri 5/21/2021		Sat 5/22/2021		Sun 5/23/2021		Mon - Fri Average		Weekly Average	
	SB	NB	SB	NB	SB	NB	SB	NB	SB	NB	SB	NB	SB	NB	SB	NB	SB	NB
12:00 AM	-	-	2	1	3	2	2	4	1	0	9	3	2	3	2.0	1.8	3.2	2.2
1:00 AM	-	-	0	0	0	0	1	3	2	2	2	0	2	2	0.8	1.3	1.2	1.2
2:00 AM	-	-	0	0	1	1	1	0	1	0	1	0	1	0	0.8	0.3	0.8	0.2
3:00 AM	-	-	2	0	1	0	1	0	1	0	1	0	1	1	1.3	0.0	1.2	0.2
4:00 AM	-	-	1	8	0	9	2	10	0	8	2	6	2	3	0.8	8.8	1.2	7.3
5:00 AM	-	-	3	15	6	12	1	10	8	20	1	15	1	20	4.5	14.3	3.3	15.3
6:00 AM	-	-	11	48	13	47	17	47	8	47	11	25	5	31	12.3	47.3	10.8	40.8
7:00 AM	-	-	50	100	49	113	48	97	61	97	16	43	10	43	52.0	101.8	39.0	82.2
8:00 AM	-	-	48	79	45	82	39	63	34	69	36	62	24	57	41.5	73.3	37.7	68.7
9:00 AM	-	-	34	48	35	51	38	59	45	49	49	73	41	55	38.0	51.8	40.3	55.8
10:00 AM	-	-	58	58	45	53	40	50	49	39	52	86	73	67	48.0	50.0	52.8	58.8
11:00 AM	-	-	41	56	63	62	50	43	45	57	74	62	60	71	49.8	54.5	55.5	58.5
12:00 PM	16	16	51	60	60	60	63	65	76	67	87	69	76	64	62.5	63.0	68.8	64.2
1:00 PM	66	68	78	60	81	57	65	50	66	79	74	49	94	58	71.2	62.8	74.9	60.1
2:00 PM	115	82	140	76	107	89	103	68	125	81	74	67	66	53	118.0	79.2	104.3	73.7
3:00 PM	105	100	120	101	108	100	130	76	103	79	75	53	72	43	113.2	91.2	101.9	78.9
4:00 PM	95	75	93	117	91	92	106	115	124	84	75	56	72	58	101.8	96.6	93.7	85.3
5:00 PM	97	72	123	89	121	68	122	95	115	90	39	43	65	42	115.6	82.8	97.4	71.3
6:00 PM	96	32	89	43	82	47	87	54	83	45	61	42	46	36	87.4	44.2	77.7	42.7
7:00 PM	61	41	88	47	86	43	86	50	86	42	39	23	39	25	81.4	44.6	69.3	38.7
8:00 PM	40	23	59	24	62	19	67	25	55	18	24	21	13	14	56.6	21.8	45.7	20.6
9:00 PM	14	10	18	9	13	9	31	12	20	24	22	17	14	10	19.2	12.8	18.9	13.0
10:00 PM	6	4	12	7	10	10	6	6	17	13	13	7	6	4	10.2	8.0	10.0	7.3
11:00 PM	3	3	5	6	2	5	4	2	10	4	10	3	1	3	4.8	4.0	5.0	3.7
Totals	714	526	1126	1052	1084	1031	1110	1004	1135	1014	847	825	786	763	1093.4	1015.8	1014.5	950.6
Combined	1240		2178		2115		2114		2149		1672		1549		2109.2		1965.2	
Split (%)	57.6	42.4	51.7	48.3	51.3	48.7	52.5	47.5	52.8	47.2	50.7	49.3	50.7	49.3	51.8	48.2	51.6	48.4

Peak Hours

12:00 AM - 12:00 PM	-	-	10:15 AM	6:45 AM	11:00 AM	6:45 AM	10:30 AM	6:45 AM	7:15 AM	6:45 AM	11:00 AM	9:45 AM	10:00 AM	9:30 AM	7:00 AM	6:45 AM	10:30 AM	6:45 AM
Volume	-	-	59	113	63	127	55	106	63	104	74	89	73	71	52.0	112.5	57.3	88.2
Factor	-	-	0.70	0.71	0.88	0.65	0.76	0.62	0.75	0.65	0.84	0.72	0.83	0.89	0.68	0.65	0.83	0.69
12:00 PM - 12:00 AM	2:00 PM	3:15 PM	1:45 PM	3:30 PM	5:00 PM	2:30 PM	3:00 PM	4:15 PM	4:30 PM	2:45 PM	12:00 PM	12:00 PM	1:00 PM	12:30 PM	2:00 PM	3:30 PM	2:00 PM	3:45 PM
Volume	115	103	140	119	121	109	130	118	129	90	87	69	94	75	118.0	100.2	104.3	88.6
Factor	0.74	0.80	0.74	0.78	0.82	0.83	0.81	0.89	0.92	0.87	0.87	0.91	0.73	0.78	0.73	0.85	0.78	0.91

Town : Northborough
 Street : Brigham Street
 Location : 225 Brigham Street

Site: 2021007

Weekly Volume

Interval Start	Mon 5/24/2021		Tue 5/25/2021		Wed 5/26/2021		Thu 5/27/2021		Fri 5/28/2021		Sat 5/29/2021		Sun 5/30/2021		Mon - Fri Average		Weekly Average	
	SB	NB	SB	NB	SB	NB	SB	NB	SB	NB	SB	NB	SB	NB	SB	NB	SB	NB
12:00 AM	2	0	2	0	3	0	1	2	2	2	2	3	4	2	2.0	0.8	2.3	1.3
1:00 AM	1	1	1	1	1	0	0	0	1	1	2	0	4	4	0.8	0.6	1.4	1.0
2:00 AM	1	0	0	0	0	0	0	0	0	0	1	0	1	0	0.2	0.0	0.4	0.0
3:00 AM	1	1	1	0	0	0	1	0	1	1	1	0	1	3	0.8	0.4	0.9	0.7
4:00 AM	0	5	2	6	4	9	1	10	1	11	2	2	0	0	1.6	8.2	1.4	6.1
5:00 AM	4	7	6	14	3	13	2	9	6	14	2	1	1	3	4.2	11.4	3.4	8.7
6:00 AM	12	42	10	48	14	47	12	54	11	47	6	7	7	13	11.8	47.6	10.3	36.9
7:00 AM	45	101	53	105	53	111	56	105	57	89	12	18	8	10	52.8	102.2	40.6	77.0
8:00 AM	43	61	48	71	48	86	48	75	39	73	22	39	16	15	45.2	73.2	37.7	60.0
9:00 AM	42	48	35	47	54	55	32	62	58	58	27	38	23	19	44.2	54.0	38.7	46.7
10:00 AM	68	58	36	47	56	52	47	56	46	63	30	33	29	30	50.6	55.2	44.6	48.4
11:00 AM	88	58	56	43	71	52	64	61	65	58	32	43	33	52	68.8	54.4	58.4	52.4
12:00 PM	89	61	70	55	57	61	65	61	72	81	43	26	50	36	70.6	63.8	63.7	54.4
1:00 PM	67	55	84	65	79	60	81	63	67	75	40	40	42	33	75.6	63.6	65.7	55.9
2:00 PM	85	83	136	83	122	85	117	59	127	67	48	34	39	36	117.4	75.4	96.3	63.9
3:00 PM	93	121	112	120	112	90	137	122	154	108	49	21	22	28	121.6	112.2	97.0	87.1
4:00 PM	99	95	122	109	118	92	133	107	105	60	38	32	29	30	115.4	92.6	92.0	75.0
5:00 PM	125	64	110	68	97	70	141	76	108	51	30	34	27	29	116.2	65.8	91.1	56.0
6:00 PM	83	34	109	53	101	58	87	65	88	43	32	26	12	17	93.6	50.6	73.1	42.3
7:00 PM	76	37	92	47	97	47	83	57	53	33	18	31	9	8	80.2	44.2	61.1	37.1
8:00 PM	29	15	59	18	43	24	77	23	31	21	14	18	11	17	47.8	20.2	37.7	19.4
9:00 PM	16	14	26	13	17	9	35	18	14	12	13	9	9	6	21.6	13.2	18.6	11.6
10:00 PM	6	2	6	8	6	5	17	12	2	4	10	7	4	1	7.4	6.2	7.3	5.6
11:00 PM	10	3	3	4	3	3	4	6	4	4	8	7	7	4	4.8	4.0	5.6	4.4
Totals	1085	966	1179	1025	1159	1029	1241	1103	1112	976	482	469	388	396	1155.2	1019.8	949.4	852.0
Combined	2051		2204		2188		2344		2088		951		784		2175.0		1801.4	
Split (%)	52.9	47.1	53.5	46.5	53.0	47.0	52.9	47.1	53.3	46.7	50.7	49.3	49.5	50.5	53.1	46.9	52.7	47.3

Peak Hours

12:00 AM - 12:00 PM	10:45 AM	6:45 AM	11:00 AM	6:45 AM	11:00 AM	6:45 AM	11:00 AM	6:45 AM	11:00 AM	6:45 AM	10:15 AM	10:45 AM	11:00 AM	11:00 AM	10:45 AM	6:45 AM	11:00 AM	6:45 AM
Volume	108	114	56	109	71	115	64	108	65	102	37	45	33	52	68.8	109.6	58.4	82.4
Factor	0.79	0.65	0.56	0.65	0.81	0.64	0.84	0.61	0.96	0.64	0.84	0.80	0.75	0.87	0.79	0.64	0.79	0.66
12:00 PM - 12:00 AM	5:00 PM	3:15 PM	1:30 PM	3:00 PM	3:45 PM	3:30 PM	4:30 PM	3:00 PM	2:45 PM	2:45 PM	2:30 PM	1:15 PM	12:15 PM	12:45 PM	2:45 PM	3:00 PM	2:45 PM	3:00 PM
Volume	125	123	137	120	124	95	159	122	157	109	55	43	53	39	126.0	112.2	100.9	87.1
Factor	0.87	0.77	0.69	0.91	0.76	0.85	0.86	0.80	0.89	0.91	0.76	0.83	0.83	0.81	0.85	0.90	0.87	0.92

Town : Northborough
 Street : Brigham Street
 Location : 225 Brigham Street

Site: 2021007

Weekly Volume

Interval Start	Mon 5/31/2021		Tue 6/1/2021		Wed 6/2/2021		Thu 6/3/2021		Fri 6/4/2021		Sat 6/5/2021		Sun 6/6/2021		Mon - Fri Average		Weekly Average	
	SB	NB	SB	NB	SB	NB	SB	NB	SB	NB	SB	NB	SB	NB	SB	NB	SB	NB
12:00 AM	2	0	2	3	-	-	-	-	-	-	-	-	-	-	2.0	1.5	2.0	1.5
1:00 AM	3	1	2	1	-	-	-	-	-	-	-	-	-	-	2.5	1.0	2.5	1.0
2:00 AM	0	1	1	0	-	-	-	-	-	-	-	-	-	-	0.5	0.5	0.5	0.5
3:00 AM	0	1	2	1	-	-	-	-	-	-	-	-	-	-	1.0	1.0	1.0	1.0
4:00 AM	0	1	3	9	-	-	-	-	-	-	-	-	-	-	1.5	5.0	1.5	5.0
5:00 AM	1	6	1	12	-	-	-	-	-	-	-	-	-	-	1.0	9.0	1.0	9.0
6:00 AM	4	7	11	48	-	-	-	-	-	-	-	-	-	-	7.5	27.5	7.5	27.5
7:00 AM	11	4	57	107	-	-	-	-	-	-	-	-	-	-	34.0	55.5	34.0	55.5
8:00 AM	18	21	42	91	-	-	-	-	-	-	-	-	-	-	30.0	56.0	30.0	56.0
9:00 AM	21	31	30	49	-	-	-	-	-	-	-	-	-	-	21.0	31.0	21.0	31.0
10:00 AM	30	22	-	-	-	-	-	-	-	-	-	-	-	-	30.0	22.0	30.0	22.0
11:00 AM	32	44	-	-	-	-	-	-	-	-	-	-	-	-	32.0	44.0	32.0	44.0
12:00 PM	48	51	-	-	-	-	-	-	-	-	-	-	-	-	48.0	51.0	48.0	51.0
1:00 PM	50	61	-	-	-	-	-	-	-	-	-	-	-	-	50.0	61.0	50.0	61.0
2:00 PM	55	51	-	-	-	-	-	-	-	-	-	-	-	-	55.0	51.0	55.0	51.0
3:00 PM	42	43	-	-	-	-	-	-	-	-	-	-	-	-	42.0	43.0	42.0	43.0
4:00 PM	54	52	-	-	-	-	-	-	-	-	-	-	-	-	54.0	52.0	54.0	52.0
5:00 PM	51	37	-	-	-	-	-	-	-	-	-	-	-	-	51.0	37.0	51.0	37.0
6:00 PM	44	28	-	-	-	-	-	-	-	-	-	-	-	-	44.0	28.0	44.0	28.0
7:00 PM	30	30	-	-	-	-	-	-	-	-	-	-	-	-	30.0	30.0	30.0	30.0
8:00 PM	22	20	-	-	-	-	-	-	-	-	-	-	-	-	22.0	20.0	22.0	20.0
9:00 PM	14	5	-	-	-	-	-	-	-	-	-	-	-	-	14.0	5.0	14.0	5.0
10:00 PM	9	6	-	-	-	-	-	-	-	-	-	-	-	-	9.0	6.0	9.0	6.0
11:00 PM	3	7	-	-	-	-	-	-	-	-	-	-	-	-	3.0	7.0	3.0	7.0
Totals	544	530	151	321	0	0	0	0	0	0	0	0	0	0	585.0	645.0	585.0	645.0
Combined	1074		472		0		0		0		0		0		1230.0		1230.0	
Split (%)	50.7	49.3	32.0	68.0	-	-	-	-	-	-	-	-	-	-	47.6	52.4	47.6	52.4

Peak Hours

12:00 AM - 12:00 PM	9:45 AM	11:00 AM	7:00 AM	6:45 AM	-	-	-	-	-	-	-	-	-	-	7:00 AM	6:45 AM	7:00 AM	6:45 AM
Volume	32	44	57	114	-	-	-	-	-	-	-	-	-	-	34.0	60.5	34.0	60.5
Factor	0.89	0.79	0.71	0.65	-	-	-	-	-	-	-	-	-	-	0.71	0.67	0.71	0.67
12:00 PM - 12:00 AM	1:30 PM	1:15 PM	-	-	-	-	-	-	-	-	-	-	-	-	1:30 PM	1:15 PM	1:30 PM	1:15 PM
Volume	62	64	-	-	-	-	-	-	-	-	-	-	-	-	62.0	64.0	62.0	64.0
Factor	0.91	0.76	-	-	-	-	-	-	-	-	-	-	-	-	0.91	0.76	0.91	0.76

Town : Northborough
 Street : Lyman Street
 Location : Lyman Street south of Bartlett Street

Site: 2021053
 5/17/2021
 Monday

Daily Classification

Combined Channels

Interval Start	Total	Motor Bikes	Cars & Trailers	2 Axle Long	Buses	2 Axle 6 Tire	3 Axle Single	4 Axle Single	<5 Axle Double	5 Axle Double	>6 Axle Double	<6 Axle Multi	6 Axle Multi	>6 Axle Multi
12:00 AM	-	-	-	-	-	-	-	-	-	-	-	-	-	-
1:00 AM	-	-	-	-	-	-	-	-	-	-	-	-	-	-
2:00 AM	-	-	-	-	-	-	-	-	-	-	-	-	-	-
3:00 AM	-	-	-	-	-	-	-	-	-	-	-	-	-	-
4:00 AM	-	-	-	-	-	-	-	-	-	-	-	-	-	-
5:00 AM	-	-	-	-	-	-	-	-	-	-	-	-	-	-
6:00 AM	-	-	-	-	-	-	-	-	-	-	-	-	-	-
7:00 AM	-	-	-	-	-	-	-	-	-	-	-	-	-	-
8:00 AM	-	-	-	-	-	-	-	-	-	-	-	-	-	-
9:00 AM	-	-	-	-	-	-	-	-	-	-	-	-	-	-
10:00 AM	225	1	140	34	8	26	2	0	6	7	0	0	1	0
11:00 AM	224	3	153	32	4	18	1	0	6	7	0	0	0	0
12:00 PM	266	3	182	42	9	21	1	0	3	5	0	0	0	0
1:00 PM	299	6	210	46	19	12	2	0	2	2	0	0	0	0
2:00 PM	399	3	291	66	10	18	2	0	5	4	0	0	0	0
3:00 PM	375	3	265	55	16	25	2	0	6	3	0	0	0	0
4:00 PM	346	3	251	53	8	20	0	0	6	5	0	0	0	0
5:00 PM	383	2	294	56	5	17	4	0	2	3	0	0	0	0
6:00 PM	260	2	205	31	4	14	1	0	0	3	0	0	0	0
7:00 PM	227	2	185	24	3	7	1	0	1	3	0	1	0	0
8:00 PM	130	2	105	17	0	0	1	0	2	3	0	0	0	0
9:00 PM	81	0	63	13	1	2	1	0	1	0	0	0	0	0
10:00 PM	43	0	30	9	2	0	0	0	0	2	0	0	0	0
11:00 PM	37	0	24	3	2	3	0	0	1	4	0	0	0	0
Total	3295	30	2398	481	91	183	18	0	41	51	0	1	1	0
%		0.9	72.8	14.6	2.8	5.6	0.5	0.0	1.2	1.5	0.0	0.0	0.0	0.0

Town : Northborough
 Street : Lyman Street
 Location : Lyman Street south of Bartlett Street

Site: 2021053
 5/18/2021
 Tuesday

Daily Classification

Combined Channels

Interval Start	Total	Motor Bikes	Cars & Trailers	2 Axle Long	Buses	2 Axle 6 Tire	3 Axle Single	4 Axle Single	<5 Axle Double	5 Axle Double	>6 Axle Double	<6 Axle Multi	6 Axle Multi	>6 Axle Multi
12:00 AM	31	0	22	4	3	0	0	0	0	1	0	1	0	0
1:00 AM	31	1	14	6	4	4	0	0	1	1	0	0	0	0
2:00 AM	15	0	10	1	2	0	0	0	1	1	0	0	0	0
3:00 AM	28	0	13	6	3	1	1	0	2	0	0	0	2	0
4:00 AM	32	0	16	6	2	1	2	0	2	3	0	0	0	0
5:00 AM	82	0	54	13	3	5	1	0	2	4	0	0	0	0
6:00 AM	208	1	130	35	12	20	1	0	4	4	1	0	0	0
7:00 AM	349	6	244	59	20	15	0	1	3	1	0	0	0	0
8:00 AM	293	3	189	49	15	21	2	1	10	3	0	0	0	0
9:00 AM	214	1	134	37	11	17	1	0	8	5	0	0	0	0
10:00 AM	241	1	147	43	13	25	0	0	7	5	0	0	0	0
11:00 AM	223	1	134	45	10	22	0	0	6	5	0	0	0	0
12:00 PM	263	2	181	53	8	11	1	0	1	6	0	0	0	0
1:00 PM	337	9	222	60	14	23	2	0	4	3	0	0	0	0
2:00 PM	409	5	288	65	16	26	1	0	4	4	0	0	0	0
3:00 PM	368	7	260	65	7	20	2	0	3	4	0	0	0	0
4:00 PM	383	2	294	52	4	24	1	0	4	2	0	0	0	0
5:00 PM	396	5	299	67	4	16	0	0	3	2	0	0	0	0
6:00 PM	286	4	207	50	3	9	2	0	6	5	0	0	0	0
7:00 PM	222	5	154	45	2	11	2	0	0	3	0	0	0	0
8:00 PM	174	3	133	23	2	7	2	0	2	2	0	0	0	0
9:00 PM	66	0	48	10	3	2	0	0	2	1	0	0	0	0
10:00 PM	43	0	35	5	2	1	0	0	0	0	0	0	0	0
11:00 PM	46	0	29	6	0	6	2	0	1	1	0	0	1	0
Total	4740	56	3257	805	163	287	23	2	76	66	1	1	3	0
%		1.2	68.7	17.0	3.4	6.1	0.5	0.0	1.6	1.4	0.0	0.0	0.1	0.0

Town : Northborough
 Street : Lyman Street
 Location : Lyman Street south of Bartlett Street

Site: 2021053
 5/19/2021
 Wednesday

Daily Classification

Combined Channels

Interval Start	Total	Motor Bikes	Cars & Trailers	2 Axle Long	Buses	2 Axle 6 Tire	3 Axle Single	4 Axle Single	<5 Axle Double	5 Axle Double	>6 Axle Double	<6 Axle Multi	6 Axle Multi	>6 Axle Multi
12:00 AM	31	0	23	6	1	0	0	0	1	0	0	0	0	0
1:00 AM	26	0	13	5	5	1	0	0	1	1	0	0	0	0
2:00 AM	14	0	13	1	0	0	0	0	0	0	0	0	0	0
3:00 AM	25	0	17	3	2	1	0	0	0	2	0	0	0	0
4:00 AM	39	1	23	5	2	1	2	0	3	2	0	0	0	0
5:00 AM	104	0	54	17	10	11	1	0	3	8	0	0	0	0
6:00 AM	203	2	129	34	16	15	3	0	4	0	0	0	0	0
7:00 AM	363	7	236	63	20	26	1	0	6	4	0	0	0	0
8:00 AM	314	5	201	65	17	18	1	0	3	4	0	0	0	0
9:00 AM	254	2	163	46	6	21	1	0	9	6	0	0	0	0
10:00 AM	210	4	121	45	4	18	2	0	8	8	0	0	0	0
11:00 AM	241	2	159	43	7	17	4	0	6	3	0	0	0	0
12:00 PM	261	2	178	52	4	14	1	0	8	2	0	0	0	0
1:00 PM	329	11	228	49	11	25	3	0	1	1	0	0	0	0
2:00 PM	384	3	258	73	18	20	2	0	10	0	0	0	0	0
3:00 PM	412	11	304	49	13	20	3	0	6	5	1	0	0	0
4:00 PM	395	6	286	64	7	25	2	0	2	3	0	0	0	0
5:00 PM	389	8	299	59	1	15	1	0	2	4	0	0	0	0
6:00 PM	246	4	193	33	1	6	0	0	6	3	0	0	0	0
7:00 PM	227	0	183	32	1	5	0	0	3	3	0	0	0	0
8:00 PM	156	5	118	18	0	6	2	0	3	4	0	0	0	0
9:00 PM	80	0	61	14	1	0	1	0	0	3	0	0	0	0
10:00 PM	50	1	35	5	2	1	2	0	2	2	0	0	0	0
11:00 PM	34	0	24	5	2	1	0	0	0	1	0	0	1	0
Total	4787	74	3319	786	151	267	32	0	87	69	1	0	1	0
%		1.5	69.3	16.4	3.2	5.6	0.7	0.0	1.8	1.4	0.0	0.0	0.0	0.0

Town : Northborough
 Street : Lyman Street
 Location : Lyman Street south of Bartlett Street

Site: 2021053
 5/20/2021
 Thursday

Daily Classification

Combined Channels

Interval Start	Total	Motor Bikes	Cars & Trailers	2 Axle Long	Buses	2 Axle 6 Tire	3 Axle Single	4 Axle Single	<5 Axle Double	5 Axle Double	>6 Axle Double	<6 Axle Multi	6 Axle Multi	>6 Axle Multi
12:00 AM	37	0	26	4	2	2	0	0	0	2	0	0	1	0
1:00 AM	25	0	17	5	2	1	0	0	0	0	0	0	0	0
2:00 AM	14	0	6	1	2	1	0	0	3	1	0	0	0	0
3:00 AM	19	0	13	2	2	0	0	0	0	2	0	0	0	0
4:00 AM	33	0	20	5	0	1	3	0	2	2	0	0	0	0
5:00 AM	93	2	61	13	4	7	2	0	2	2	0	0	0	0
6:00 AM	196	2	125	30	13	20	1	0	3	2	0	0	0	0
7:00 AM	352	5	237	59	25	16	0	0	5	4	0	1	0	0
8:00 AM	288	8	174	52	11	28	3	0	5	7	0	0	0	0
9:00 AM	234	1	153	41	11	14	1	0	4	9	0	0	0	0
10:00 AM	216	0	145	34	5	15	1	0	6	10	0	0	0	0
11:00 AM	258	2	167	55	7	20	1	0	3	3	0	0	0	0
12:00 PM	270	2	184	51	10	14	0	0	7	2	0	0	0	0
1:00 PM	321	1	234	51	17	10	1	0	4	3	0	0	0	0
2:00 PM	404	7	272	74	19	26	1	0	2	3	0	0	0	0
3:00 PM	378	7	258	59	15	24	4	0	3	8	0	0	0	0
4:00 PM	389	6	288	60	3	20	2	0	4	6	0	0	0	0
5:00 PM	376	6	266	66	11	21	2	0	1	2	0	0	1	0
6:00 PM	294	3	232	38	5	11	0	0	3	2	0	0	0	0
7:00 PM	242	1	178	37	8	10	1	0	4	3	0	0	0	0
8:00 PM	126	2	90	23	1	7	0	0	2	1	0	0	0	0
9:00 PM	82	0	66	8	2	4	1	0	0	1	0	0	0	0
10:00 PM	63	0	47	4	5	2	2	0	1	2	0	0	0	0
11:00 PM	32	0	28	1	0	1	0	0	0	1	0	0	1	0
Total	4742	55	3287	773	180	275	26	0	64	78	0	1	3	0
%		1.2	69.3	16.3	3.8	5.8	0.5	0.0	1.3	1.6	0.0	0.0	0.1	0.0

Town : Northborough
 Street : Lyman Street
 Location : Lyman Street south of Bartlett Street

Site: 2021053
 5/21/2021
 Friday

Daily Classification

Combined Channels

Interval Start	Total	Motor Bikes	Cars & Trailers	2 Axle Long	Buses	2 Axle 6 Tire	3 Axle Single	4 Axle Single	<5 Axle Double	5 Axle Double	>6 Axle Double	<6 Axle Multi	6 Axle Multi	>6 Axle Multi
12:00 AM	39	0	28	6	3	0	0	0	0	2	0	0	0	0
1:00 AM	19	0	14	3	1	1	0	0	0	0	0	0	0	0
2:00 AM	10	0	5	3	1	0	1	0	0	0	0	0	0	0
3:00 AM	26	0	13	3	3	1	1	0	2	3	0	0	0	0
4:00 AM	32	0	14	5	5	2	1	0	1	4	0	0	0	0
5:00 AM	94	0	60	11	6	13	1	0	2	1	0	0	0	0
6:00 AM	187	2	116	30	14	16	4	0	4	1	0	0	0	0
7:00 AM	355	1	232	70	22	14	4	0	7	5	0	0	0	0
8:00 AM	271	3	190	44	11	16	0	0	5	2	0	0	0	0
9:00 AM	275	5	188	47	8	16	2	0	7	2	0	0	0	0
10:00 AM	239	1	156	35	8	21	2	0	10	6	0	0	0	0
11:00 AM	273	3	174	55	5	21	4	0	6	5	0	0	0	0
12:00 PM	297	3	203	56	7	24	0	0	1	3	0	0	0	0
1:00 PM	283	4	190	45	15	21	3	0	3	2	0	0	0	0
2:00 PM	413	6	292	71	16	22	0	0	2	4	0	0	0	0
3:00 PM	385	2	279	53	17	23	1	0	2	8	0	0	0	0
4:00 PM	408	5	292	72	11	18	0	0	6	4	0	0	0	0
5:00 PM	384	4	299	57	3	15	0	0	3	3	0	0	0	0
6:00 PM	299	0	232	36	5	18	0	0	5	3	0	0	0	0
7:00 PM	259	2	201	45	3	3	0	0	2	3	0	0	0	0
8:00 PM	154	1	125	20	1	3	3	0	1	0	0	0	0	0
9:00 PM	74	0	55	14	0	4	0	0	0	1	0	0	0	0
10:00 PM	56	0	44	5	2	4	0	0	0	1	0	0	0	0
11:00 PM	58	1	44	6	2	3	0	0	0	1	0	0	1	0
Total	4890	43	3446	792	169	279	27	0	69	64	0	0	1	0
%		0.9	70.5	16.2	3.5	5.7	0.6	0.0	1.4	1.3	0.0	0.0	0.0	0.0

Town : Northborough
 Street : Lyman Street
 Location : Lyman Street south of Bartlett Street

Site: 2021053
 5/22/2021
 Saturday

Daily Classification

Combined Channels

Interval Start	Total	Motor Bikes	Cars & Trailers	2 Axle Long	Buses	2 Axle 6 Tire	3 Axle Single	4 Axle Single	<5 Axle Double	5 Axle Double	>6 Axle Double	<6 Axle Multi	6 Axle Multi	>6 Axle Multi
12:00 AM	32	0	25	4	1	0	0	0	0	1	0	0	1	0
1:00 AM	23	0	18	4	1	0	0	0	0	0	0	0	0	0
2:00 AM	18	0	8	4	3	1	1	0	0	0	0	0	1	0
3:00 AM	9	0	8	0	0	0	0	0	0	1	0	0	0	0
4:00 AM	24	0	14	5	0	0	2	0	2	1	0	0	0	0
5:00 AM	23	0	17	4	0	2	0	0	0	0	0	0	0	0
6:00 AM	50	0	34	8	1	6	0	0	0	1	0	0	0	0
7:00 AM	98	0	73	11	7	6	1	0	0	0	0	0	0	0
8:00 AM	163	3	126	17	5	9	1	0	1	1	0	0	0	0
9:00 AM	162	0	124	25	3	8	0	0	1	1	0	0	0	0
10:00 AM	183	2	136	29	3	11	1	0	1	0	0	0	0	0
11:00 AM	240	4	181	38	2	12	1	0	1	1	0	0	0	0
12:00 PM	214	1	177	21	2	11	1	0	0	1	0	0	0	0
1:00 PM	224	3	181	31	1	7	0	0	0	1	0	0	0	0
2:00 PM	249	2	196	30	6	13	0	0	1	1	0	0	0	0
3:00 PM	221	3	178	33	3	3	0	0	0	1	0	0	0	0
4:00 PM	193	1	149	32	1	9	0	0	1	0	0	0	0	0
5:00 PM	174	5	145	16	2	6	0	0	0	0	0	0	0	0
6:00 PM	133	0	108	19	0	5	0	0	0	1	0	0	0	0
7:00 PM	120	2	96	19	0	2	0	0	1	0	0	0	0	0
8:00 PM	101	0	80	17	0	3	0	0	0	1	0	0	0	0
9:00 PM	60	0	49	9	0	1	0	0	0	1	0	0	0	0
10:00 PM	44	0	39	3	2	0	0	0	0	0	0	0	0	0
11:00 PM	44	0	34	7	1	2	0	0	0	0	0	0	0	0
Total	2802	26	2196	386	44	117	8	0	9	14	0	0	2	0
%		0.9	78.4	13.8	1.6	4.2	0.3	0.0	0.3	0.5	0.0	0.0	0.1	0.0

Town : Northborough
 Street : Lyman Street
 Location : Lyman Street south of Bartlett Street

Site: 2021053
 5/23/2021
 Sunday

Daily Classification

Combined Channels

Interval Start	Total	Motor Bikes	Cars & Trailers	2 Axle Long	Buses	2 Axle 6 Tire	3 Axle Single	4 Axle Single	<5 Axle Double	5 Axle Double	>6 Axle Double	<6 Axle Multi	6 Axle Multi	>6 Axle Multi
12:00 AM	27	0	22	4	0	0	0	0	0	1	0	0	0	0
1:00 AM	6	0	4	1	1	0	0	0	0	0	0	0	0	0
2:00 AM	8	0	5	1	0	2	0	0	0	0	0	0	0	0
3:00 AM	5	0	4	0	0	1	0	0	0	0	0	0	0	0
4:00 AM	9	0	7	2	0	0	0	0	0	0	0	0	0	0
5:00 AM	12	0	7	3	0	1	0	0	0	1	0	0	0	0
6:00 AM	21	0	17	2	0	1	0	0	1	0	0	0	0	0
7:00 AM	56	0	45	9	0	2	0	0	0	0	0	0	0	0
8:00 AM	84	0	57	13	5	7	1	0	1	0	0	0	0	0
9:00 AM	111	5	85	14	0	6	0	0	0	1	0	0	0	0
10:00 AM	147	3	113	24	1	6	0	0	0	0	0	0	0	0
11:00 AM	172	6	129	29	2	3	0	0	2	1	0	0	0	0
12:00 PM	181	3	137	35	0	5	0	0	1	0	0	0	0	0
1:00 PM	204	2	167	27	0	8	0	0	0	0	0	0	0	0
2:00 PM	185	1	149	26	0	8	0	0	1	0	0	0	0	0
3:00 PM	198	3	154	29	0	12	0	0	0	0	0	0	0	0
4:00 PM	149	0	121	19	1	5	0	0	1	0	0	0	2	0
5:00 PM	152	0	123	22	1	5	0	0	1	0	0	0	0	0
6:00 PM	135	1	110	18	0	4	1	0	0	1	0	0	0	0
7:00 PM	102	3	76	21	2	0	0	0	0	0	0	0	0	0
8:00 PM	95	0	73	16	3	3	0	0	0	0	0	0	0	0
9:00 PM	35	0	30	3	0	1	0	0	0	1	0	0	0	0
10:00 PM	24	0	16	5	2	1	0	0	0	0	0	0	0	0
11:00 PM	19	0	13	4	0	2	0	0	0	0	0	0	0	0
Total	2137	27	1664	327	18	83	2	0	8	6	0	0	2	0
%		1.3	77.9	15.3	0.8	3.9	0.1	0.0	0.4	0.3	0.0	0.0	0.1	0.0

Town : Northborough
 Street : Lyman Street
 Location : Lyman Street south of Bartlett Street

Site: 2021053
 5/24/2021
 Monday

Daily Classification

Combined Channels

Interval Start	Total	Motor Bikes	Cars & Trailers	2 Axle Long	Buses	2 Axle 6 Tire	3 Axle Single	4 Axle Single	<5 Axle Double	5 Axle Double	>6 Axle Double	<6 Axle Multi	6 Axle Multi	>6 Axle Multi
12:00 AM	22	0	19	1	0	1	0	0	0	1	0	0	0	0
1:00 AM	18	0	11	2	2	2	0	0	1	0	0	0	0	0
2:00 AM	15	0	9	2	3	0	0	0	0	1	0	0	0	0
3:00 AM	18	0	12	3	2	0	1	0	0	0	0	0	0	0
4:00 AM	37	0	21	6	0	4	1	0	2	3	0	0	0	0
5:00 AM	76	0	46	11	10	6	1	0	1	1	0	0	0	0
6:00 AM	206	3	122	40	18	16	3	0	3	1	0	0	0	0
7:00 AM	355	3	242	75	12	16	1	0	3	3	0	0	0	0
8:00 AM	313	3	200	59	21	23	2	0	3	2	0	0	0	0
9:00 AM	219	3	139	38	14	15	1	0	6	3	0	0	0	0
10:00 AM	272	3	163	47	22	21	5	0	7	4	0	0	0	0
11:00 AM	252	2	164	41	14	23	1	0	5	2	0	0	0	0
12:00 PM	287	2	182	61	10	24	0	0	5	3	0	0	0	0
1:00 PM	321	2	220	52	9	25	4	0	4	5	0	0	0	0
2:00 PM	368	2	253	76	10	17	1	0	5	4	0	0	0	0
3:00 PM	375	6	251	56	16	32	2	0	4	8	0	0	0	0
4:00 PM	409	3	280	67	15	29	0	0	8	7	0	0	0	0
5:00 PM	409	8	303	69	9	16	1	0	0	3	0	0	0	0
6:00 PM	282	3	208	41	5	16	1	0	5	3	0	0	0	0
7:00 PM	263	1	194	41	5	9	4	0	5	4	0	0	0	0
8:00 PM	139	1	105	15	2	5	1	0	2	8	0	0	0	0
9:00 PM	57	0	48	5	0	2	0	0	0	2	0	0	0	0
10:00 PM	55	1	38	3	3	4	1	0	2	3	0	0	0	0
11:00 PM	32	0	23	3	2	2	0	0	1	0	0	0	1	0
Total	4800	46	3253	814	204	308	31	0	72	71	0	0	1	0
%		1.0	67.8	17.0	4.3	6.4	0.6	0.0	1.5	1.5	0.0	0.0	0.0	0.0

Town : Northborough
 Street : Lyman Street
 Location : Lyman Street south of Bartlett Street

Site: 2021053
 5/25/2021
 Tuesday

Daily Classification

Combined Channels

Interval Start	Total	Motor Bikes	Cars & Trailers	2 Axle Long	Buses	2 Axle 6 Tire	3 Axle Single	4 Axle Single	<5 Axle Double	5 Axle Double	>6 Axle Double	<6 Axle Multi	6 Axle Multi	>6 Axle Multi
12:00 AM	29	0	18	7	0	0	1	0	0	3	0	0	0	0
1:00 AM	27	0	17	3	2	1	0	0	1	3	0	0	0	0
2:00 AM	17	0	8	1	2	1	0	0	1	3	0	1	0	0
3:00 AM	20	0	8	5	1	3	0	0	3	0	0	0	0	0
4:00 AM	48	1	25	9	3	4	1	0	3	2	0	0	0	0
5:00 AM	100	0	52	21	6	10	0	0	4	7	0	0	0	0
6:00 AM	240	2	147	47	17	22	2	0	2	1	0	0	0	0
7:00 AM	352	4	232	57	21	27	2	0	5	4	0	0	0	0
8:00 AM	303	5	194	66	9	22	1	0	4	2	0	0	0	0
9:00 AM	246	2	153	46	8	21	3	0	10	3	0	0	0	0
10:00 AM	212	0	140	33	9	16	0	0	8	6	0	0	0	0
11:00 AM	240	3	163	41	9	14	1	1	6	2	0	0	0	0
12:00 PM	266	5	172	52	11	14	1	0	6	5	0	0	0	0
1:00 PM	313	9	204	49	14	29	1	0	3	4	0	0	0	0
2:00 PM	408	6	275	74	20	24	1	0	2	6	0	0	0	0
3:00 PM	401	8	282	70	11	25	0	0	3	2	0	0	0	0
4:00 PM	414	7	314	61	9	12	2	0	5	4	0	0	0	0
5:00 PM	405	8	302	68	7	15	1	0	3	1	0	0	0	0
6:00 PM	286	2	219	44	7	12	0	0	2	0	0	0	0	0
7:00 PM	218	1	167	30	4	8	2	0	3	3	0	0	0	0
8:00 PM	164	6	126	22	3	5	0	0	1	1	0	0	0	0
9:00 PM	73	0	53	13	0	3	0	0	1	3	0	0	0	0
10:00 PM	62	0	42	9	3	2	0	0	2	4	0	0	0	0
11:00 PM	27	0	16	5	0	3	0	0	1	1	0	0	1	0
Total	4871	69	3329	833	176	293	19	1	79	70	0	1	1	0
%		1.4	68.3	17.1	3.6	6.0	0.4	0.0	1.6	1.4	0.0	0.0	0.0	0.0

Town : Northborough
 Street : Lyman Street
 Location : Lyman Street south of Bartlett Street

Site: 2021053
 5/26/2021
 Wednesday

Daily Classification

Combined Channels

Interval Start	Total	Motor Bikes	Cars & Trailers	2 Axle Long	Buses	2 Axle 6 Tire	3 Axle Single	4 Axle Single	<5 Axle Double	5 Axle Double	>6 Axle Double	<6 Axle Multi	6 Axle Multi	>6 Axle Multi
12:00 AM	34	0	30	2	1	0	0	0	0	1	0	0	0	0
1:00 AM	24	0	14	4	4	1	0	0	0	1	0	0	0	0
2:00 AM	11	0	8	0	0	0	0	0	1	2	0	0	0	0
3:00 AM	18	0	12	2	1	0	0	0	2	1	0	0	0	0
4:00 AM	43	0	26	10	1	1	3	0	0	2	0	0	0	0
5:00 AM	89	0	49	14	5	14	0	0	5	2	0	0	0	0
6:00 AM	201	1	121	35	16	19	2	0	2	5	0	0	0	0
7:00 AM	350	2	234	66	14	25	2	0	2	5	0	0	0	0
8:00 AM	327	5	215	61	13	16	6	0	5	6	0	0	0	0
9:00 AM	247	1	158	52	9	11	4	0	3	9	0	0	0	0
10:00 AM	219	1	142	39	12	20	1	0	1	3	0	0	0	0
11:00 AM	262	2	175	58	5	15	0	0	4	3	0	0	0	0
12:00 PM	289	3	205	55	6	11	1	0	4	4	0	0	0	0
1:00 PM	286	1	209	38	11	17	3	1	0	6	0	0	0	0
2:00 PM	404	2	273	63	19	33	2	0	8	4	0	0	0	0
3:00 PM	383	3	279	57	12	25	1	0	1	5	0	0	0	0
4:00 PM	436	5	308	83	9	20	0	0	7	4	0	0	0	0
5:00 PM	362	5	267	57	4	21	1	0	2	5	0	0	0	0
6:00 PM	304	1	234	41	5	14	1	0	3	5	0	0	0	0
7:00 PM	257	2	195	34	5	15	1	0	2	3	0	0	0	0
8:00 PM	114	1	82	16	1	6	2	0	2	4	0	0	0	0
9:00 PM	43	1	31	4	3	2	0	0	0	2	0	0	0	0
10:00 PM	40	0	26	4	4	2	1	0	2	1	0	0	0	0
11:00 PM	25	0	17	2	2	1	0	0	1	0	1	0	1	0
Total	4768	36	3310	797	162	289	31	1	57	83	1	0	1	0
%		0.8	69.4	16.7	3.4	6.1	0.7	0.0	1.2	1.7	0.0	0.0	0.0	0.0

Town : Northborough
 Street : Lyman Street
 Location : Lyman Street south of Bartlett Street

Site: 2021053
 5/27/2021
 Thursday

Daily Classification

Combined Channels

Interval Start	Total	Motor Bikes	Cars & Trailers	2 Axle Long	Buses	2 Axle 6 Tire	3 Axle Single	4 Axle Single	<5 Axle Double	5 Axle Double	>6 Axle Double	<6 Axle Multi	6 Axle Multi	>6 Axle Multi
12:00 AM	21	0	13	4	1	0	1	0	1	0	0	0	1	0
1:00 AM	18	0	9	2	3	2	1	0	0	1	0	0	0	0
2:00 AM	14	0	8	0	2	2	0	0	1	0	0	1	0	0
3:00 AM	20	0	13	4	1	0	1	0	1	0	0	0	0	0
4:00 AM	45	0	22	9	2	2	5	0	3	2	0	0	0	0
5:00 AM	73	0	42	14	3	7	1	0	2	4	0	0	0	0
6:00 AM	214	2	139	28	18	19	1	0	2	5	0	0	0	0
7:00 AM	380	3	278	49	14	25	0	0	7	4	0	0	0	0
8:00 AM	332	2	211	73	13	22	2	0	5	4	0	0	0	0
9:00 AM	263	6	157	54	14	19	2	0	6	5	0	0	0	0
10:00 AM	242	0	151	57	6	22	0	0	2	4	0	0	0	0
11:00 AM	248	1	161	45	6	19	0	0	8	8	0	0	0	0
12:00 PM	278	6	185	52	10	13	1	0	6	5	0	0	0	0
1:00 PM	311	3	209	54	12	20	1	0	6	6	0	0	0	0
2:00 PM	389	4	285	63	19	11	1	0	5	1	0	0	0	0
3:00 PM	359	6	252	61	15	21	1	0	2	1	0	0	0	0
4:00 PM	452	6	339	67	11	24	0	0	3	2	0	0	0	0
5:00 PM	379	4	283	59	10	19	1	0	2	1	0	0	0	0
6:00 PM	320	4	236	57	3	9	1	0	5	5	0	0	0	0
7:00 PM	269	1	198	38	6	15	1	0	6	4	0	0	0	0
8:00 PM	143	0	111	18	2	4	1	0	3	4	0	0	0	0
9:00 PM	96	0	76	10	3	5	1	0	0	1	0	0	0	0
10:00 PM	90	2	69	10	3	0	1	0	1	4	0	0	0	0
11:00 PM	45	0	37	3	2	1	0	0	1	0	0	0	1	0
Total	5001	50	3484	831	179	281	24	0	78	71	0	1	2	0
%		1.0	69.7	16.6	3.6	5.6	0.5	0.0	1.6	1.4	0.0	0.0	0.0	0.0

Town : Northborough
 Street : Lyman Street
 Location : Lyman Street south of Bartlett Street

Site: 2021053
 5/28/2021
 Friday

Daily Classification

Combined Channels

Interval Start	Total	Motor Bikes	Cars & Trailers	2 Axle Long	Buses	2 Axle 6 Tire	3 Axle Single	4 Axle Single	<5 Axle Double	5 Axle Double	>6 Axle Double	<6 Axle Multi	6 Axle Multi	>6 Axle Multi
12:00 AM	42	0	32	5	2	1	0	0	0	1	0	0	1	0
1:00 AM	28	0	14	4	5	2	0	0	1	2	0	0	0	0
2:00 AM	16	0	6	4	2	0	0	0	2	2	0	0	0	0
3:00 AM	16	0	8	4	1	0	1	0	1	1	0	0	0	0
4:00 AM	44	1	25	7	1	5	0	0	3	2	0	0	0	0
5:00 AM	89	1	56	17	4	7	2	0	2	0	0	0	0	0
6:00 AM	207	2	121	38	19	22	2	0	2	1	0	0	0	0
7:00 AM	358	4	215	77	13	34	2	0	7	6	0	0	0	0
8:00 AM	305	3	183	68	17	24	2	0	4	4	0	0	0	0
9:00 AM	267	5	164	64	10	15	3	0	3	3	0	0	0	0
10:00 AM	221	2	133	48	7	19	1	0	8	3	0	0	0	0
11:00 AM	273	3	171	58	8	23	2	0	7	1	0	0	0	0
12:00 PM	317	4	207	74	9	19	1	0	2	1	0	0	0	0
1:00 PM	416	4	237	116	18	36	1	0	1	3	0	0	0	0
2:00 PM	491	6	307	107	24	38	3	0	3	3	0	0	0	0
3:00 PM	462	6	302	104	12	29	1	0	6	2	0	0	0	0
4:00 PM	424	0	279	99	10	33	0	0	1	2	0	0	0	0
5:00 PM	377	3	263	85	6	17	0	0	2	1	0	0	0	0
6:00 PM	285	1	189	74	5	12	1	0	1	2	0	0	0	0
7:00 PM	146	0	103	33	2	7	1	0	0	0	0	0	0	0
8:00 PM	63	2	45	9	1	4	0	0	1	1	0	0	0	0
9:00 PM	38	0	28	4	1	1	1	0	2	1	0	0	0	0
10:00 PM	32	0	21	0	4	4	0	0	2	1	0	0	0	0
11:00 PM	22	0	17	1	0	2	0	0	0	2	0	0	0	0
Total	4939	47	3126	1100	181	354	24	0	61	45	0	0	1	0
%		1.0	63.3	22.3	3.7	7.2	0.5	0.0	1.2	0.9	0.0	0.0	0.0	0.0

Town : Northborough
 Street : Lyman Street
 Location : Lyman Street south of Bartlett Street

Site: 2021053
 5/29/2021
 Saturday

Daily Classification

Combined Channels

Interval Start	Total	Motor Bikes	Cars & Trailers	2 Axle Long	Buses	2 Axle 6 Tire	3 Axle Single	4 Axle Single	<5 Axle Double	5 Axle Double	>6 Axle Double	<6 Axle Multi	6 Axle Multi	>6 Axle Multi
12:00 AM	21	0	16	2	1	2	0	0	0	0	0	0	0	0
1:00 AM	16	0	8	4	3	0	0	0	0	1	0	0	0	0
2:00 AM	10	0	9	0	0	1	0	0	0	0	0	0	0	0
3:00 AM	4	0	3	0	0	0	0	0	0	1	0	0	0	0
4:00 AM	5	0	4	0	0	0	1	0	0	0	0	0	0	0
5:00 AM	13	0	10	2	0	1	0	0	0	0	0	0	0	0
6:00 AM	12	0	8	1	2	0	0	0	0	1	0	0	0	0
7:00 AM	46	0	32	5	6	1	0	0	1	1	0	0	0	0
8:00 AM	84	0	61	14	3	6	0	0	0	0	0	0	0	0
9:00 AM	61	0	49	9	1	2	0	0	0	0	0	0	0	0
10:00 AM	77	0	53	16	2	4	0	0	1	1	0	0	0	0
11:00 AM	109	0	84	11	1	11	1	0	0	0	0	0	1	0
12:00 PM	89	1	66	9	4	8	0	0	1	0	0	0	0	0
1:00 PM	83	0	73	5	1	3	1	0	0	0	0	0	0	0
2:00 PM	90	0	73	10	0	6	0	0	1	0	0	0	0	0
3:00 PM	81	0	58	18	0	4	0	0	1	0	0	0	0	0
4:00 PM	136	3	97	26	0	10	0	0	0	0	0	0	0	0
5:00 PM	151	1	109	26	5	10	0	0	0	0	0	0	0	0
6:00 PM	152	0	129	14	1	8	0	0	0	0	0	0	0	0
7:00 PM	106	1	86	14	2	3	0	0	0	0	0	0	0	0
8:00 PM	60	0	53	5	0	2	0	0	0	0	0	0	0	0
9:00 PM	37	0	27	7	1	0	0	0	0	1	1	0	0	0
10:00 PM	35	0	29	2	1	2	0	0	1	0	0	0	0	0
11:00 PM	23	0	18	3	1	1	0	0	0	0	0	0	0	0
Total	1501	6	1155	203	35	85	3	0	6	6	1	0	1	0
%		0.4	76.9	13.5	2.3	5.7	0.2	0.0	0.4	0.4	0.1	0.0	0.1	0.0

Town : Northborough
 Street : Lyman Street
 Location : Lyman Street south of Bartlett Street

Site: 2021053
 5/30/2021
 Sunday

Daily Classification

Combined Channels

Interval Start	Total	Motor Bikes	Cars & Trailers	2 Axle Long	Buses	2 Axle 6 Tire	3 Axle Single	4 Axle Single	<5 Axle Double	5 Axle Double	>6 Axle Double	<6 Axle Multi	6 Axle Multi	>6 Axle Multi
12:00 AM	20	2	13	2	0	0	0	1	0	1	0	0	1	0
1:00 AM	12	0	9	0	2	0	0	0	0	1	0	0	0	0
2:00 AM	10	0	6	1	1	1	1	0	0	0	0	0	0	0
3:00 AM	13	0	13	0	0	0	0	0	0	0	0	0	0	0
4:00 AM	5	0	3	0	0	1	0	0	0	1	0	0	0	0
5:00 AM	13	0	7	3	0	3	0	0	0	0	0	0	0	0
6:00 AM	16	0	13	2	0	1	0	0	0	0	0	0	0	0
7:00 AM	47	1	39	3	1	1	0	0	1	1	0	0	0	0
8:00 AM	64	0	44	18	1	1	0	0	0	0	0	0	0	0
9:00 AM	81	3	52	18	1	5	0	0	1	1	0	0	0	0
10:00 AM	100	0	71	18	0	8	0	0	0	1	0	1	1	0
11:00 AM	139	2	95	32	0	8	0	0	0	2	0	0	0	0
12:00 PM	116	1	88	17	2	7	0	0	0	1	0	0	0	0
1:00 PM	113	0	91	16	1	4	0	0	0	0	0	0	1	0
2:00 PM	79	0	57	15	0	6	0	0	0	1	0	0	0	0
3:00 PM	99	0	72	19	0	8	0	0	0	0	0	0	0	0
4:00 PM	51	0	47	3	0	1	0	0	0	0	0	0	0	0
5:00 PM	68	1	57	9	1	0	0	0	0	0	0	0	0	0
6:00 PM	68	0	56	10	0	2	0	0	0	0	0	0	0	0
7:00 PM	73	0	64	6	0	3	0	0	0	0	0	0	0	0
8:00 PM	42	0	33	5	1	2	0	0	1	0	0	0	0	0
9:00 PM	23	0	18	4	0	1	0	0	0	0	0	0	0	0
10:00 PM	26	0	22	1	2	1	0	0	0	0	0	0	0	0
11:00 PM	14	0	12	2	0	0	0	0	0	0	0	0	0	0
Total	1292	10	982	204	13	64	1	1	3	10	0	1	3	0
%		0.8	76.0	15.8	1.0	5.0	0.1	0.1	0.2	0.8	0.0	0.1	0.2	0.0

Town : Northborough
 Street : Lyman Street
 Location : Lyman Street south of Bartlett Street

Site: 2021053
 5/31/2021
 Monday

Daily Classification

Combined Channels

Interval Start	Total	Motor Bikes	Cars & Trailers	2 Axle Long	Buses	2 Axle 6 Tire	3 Axle Single	4 Axle Single	<5 Axle Double	5 Axle Double	>6 Axle Double	<6 Axle Multi	6 Axle Multi	>6 Axle Multi
12:00 AM	12	0	6	1	1	2	0	0	2	0	0	0	0	0
1:00 AM	2	0	2	0	0	0	0	0	0	0	0	0	0	0
2:00 AM	14	0	2	0	6	4	0	0	2	0	0	0	0	0
3:00 AM	4	0	2	1	0	0	1	0	0	0	0	0	0	0
4:00 AM	5	0	2	1	1	0	0	0	0	1	0	0	0	0
5:00 AM	13	0	5	2	2	2	1	0	0	0	1	0	0	0
6:00 AM	9	0	5	4	0	0	0	0	0	0	0	0	0	0
7:00 AM	28	0	14	9	1	4	0	0	0	0	0	0	0	0
8:00 AM	38	1	31	4	0	2	0	0	0	0	0	0	0	0
9:00 AM	43	0	31	8	0	4	0	0	0	0	0	0	0	0
10:00 AM	64	0	46	12	1	4	0	0	0	0	0	1	0	0
11:00 AM	140	0	107	19	0	10	1	0	1	1	1	0	0	0
12:00 PM	166	0	136	21	0	8	1	0	0	0	0	0	0	0
1:00 PM	182	0	150	26	1	4	0	0	1	0	0	0	0	0
2:00 PM	202	1	165	30	2	4	0	0	0	0	0	0	0	0
3:00 PM	177	2	119	43	2	11	0	0	0	0	0	0	0	0
4:00 PM	152	2	112	30	2	6	0	0	0	0	0	0	0	0
5:00 PM	121	1	76	35	1	6	1	0	1	0	0	0	0	0
6:00 PM	135	2	100	27	1	5	0	0	0	0	0	0	0	0
7:00 PM	177	1	121	43	1	7	1	0	0	3	0	0	0	0
8:00 PM	82	0	69	12	0	0	1	0	0	0	0	0	0	0
9:00 PM	34	0	26	4	1	2	0	0	0	1	0	0	0	0
10:00 PM	25	0	21	2	1	1	0	0	0	0	0	0	0	0
11:00 PM	36	0	27	7	0	0	0	0	1	0	0	0	1	0
Total	1861	10	1375	341	24	86	7	0	8	6	2	1	1	0
%		0.5	73.9	18.3	1.3	4.6	0.4	0.0	0.4	0.3	0.1	0.1	0.1	0.0

Town : Northborough
 Street : Lyman Street
 Location : Lyman Street south of Bartlett Street

Site: 2021053
 6/1/2021
 Tuesday

Daily Classification

Combined Channels

Interval Start	Total	Motor Bikes	Cars & Trailers	2 Axle Long	Buses	2 Axle 6 Tire	3 Axle Single	4 Axle Single	<5 Axle Double	5 Axle Double	>6 Axle Double	<6 Axle Multi	6 Axle Multi	>6 Axle Multi
12:00 AM	28	0	20	3	1	1	1	0	1	0	0	0	1	0
1:00 AM	21	0	16	3	1	0	0	0	1	0	0	0	0	0
2:00 AM	10	0	4	0	3	0	0	0	2	0	0	0	1	0
3:00 AM	20	0	12	4	1	2	0	0	0	1	0	0	0	0
4:00 AM	46	2	27	8	1	3	2	0	3	0	0	0	0	0
5:00 AM	85	0	44	22	5	6	2	0	3	3	0	0	0	0
6:00 AM	248	4	126	69	18	25	0	0	1	5	0	0	0	0
7:00 AM	427	12	231	128	9	31	2	0	9	5	0	0	0	0
8:00 AM	350	13	180	94	17	36	2	0	3	5	0	0	0	0
Total	1235	31	660	331	56	104	9	0	23	19	0	0	2	0
%		2.5	53.4	26.8	4.5	8.4	0.7	0.0	1.9	1.5	0.0	0.0	0.2	0.0

Town : Northborough
 Street : Lyman Street
 Location : Lyman Street south of Bartlett Street

Site: 2021053
 5/17/2021
 Monday

Daily Classification

NB

Interval Start	Total	Motor Bikes	Cars & Trailers	2 Axle Long	Buses	2 Axle 6 Tire	3 Axle Single	4 Axle Single	<5 Axle Double	5 Axle Double	>6 Axle Double	<6 Axle Multi	6 Axle Multi	>6 Axle Multi
12:00 AM	-	-	-	-	-	-	-	-	-	-	-	-	-	-
1:00 AM	-	-	-	-	-	-	-	-	-	-	-	-	-	-
2:00 AM	-	-	-	-	-	-	-	-	-	-	-	-	-	-
3:00 AM	-	-	-	-	-	-	-	-	-	-	-	-	-	-
4:00 AM	-	-	-	-	-	-	-	-	-	-	-	-	-	-
5:00 AM	-	-	-	-	-	-	-	-	-	-	-	-	-	-
6:00 AM	-	-	-	-	-	-	-	-	-	-	-	-	-	-
7:00 AM	-	-	-	-	-	-	-	-	-	-	-	-	-	-
8:00 AM	-	-	-	-	-	-	-	-	-	-	-	-	-	-
9:00 AM	-	-	-	-	-	-	-	-	-	-	-	-	-	-
10:00 AM	103	0	62	14	6	14	0	0	5	2	0	0	0	0
11:00 AM	130	3	80	22	4	11	1	0	2	7	0	0	0	0
12:00 PM	139	0	98	21	5	9	1	0	1	4	0	0	0	0
1:00 PM	168	0	115	27	15	10	0	0	1	0	0	0	0	0
2:00 PM	202	1	141	40	4	10	1	0	3	2	0	0	0	0
3:00 PM	196	2	135	26	12	13	2	0	4	2	0	0	0	0
4:00 PM	160	2	112	28	3	9	0	0	4	2	0	0	0	0
5:00 PM	199	2	152	31	3	8	2	0	1	0	0	0	0	0
6:00 PM	139	2	104	20	4	8	0	0	0	1	0	0	0	0
7:00 PM	120	1	101	12	2	2	0	0	0	1	0	1	0	0
8:00 PM	71	1	56	12	0	0	1	0	1	0	0	0	0	0
9:00 PM	45	0	37	8	0	0	0	0	0	0	0	0	0	0
10:00 PM	26	0	17	7	2	0	0	0	0	0	0	0	0	0
11:00 PM	19	0	13	2	1	2	0	0	0	1	0	0	0	0
Total	1717	14	1223	270	61	96	8	0	22	22	0	1	0	0
%		0.8	71.2	15.7	3.6	5.6	0.5	0.0	1.3	1.3	0.0	0.1	0.0	0.0

Town : Northborough
 Street : Lyman Street
 Location : Lyman Street south of Bartlett Street

Site: 2021053
 5/18/2021
 Tuesday

Daily Classification

NB

Interval Start	Total	Motor Bikes	Cars & Trailers	2 Axle Long	Buses	2 Axle 6 Tire	3 Axle Single	4 Axle Single	<5 Axle Double	5 Axle Double	>6 Axle Double	<6 Axle Multi	6 Axle Multi	>6 Axle Multi
12:00 AM	17	0	15	2	0	0	0	0	0	0	0	0	0	0
1:00 AM	17	0	6	5	2	3	0	0	0	1	0	0	0	0
2:00 AM	7	0	6	0	1	0	0	0	0	0	0	0	0	0
3:00 AM	13	0	4	3	2	1	1	0	2	0	0	0	0	0
4:00 AM	15	0	5	4	2	1	1	0	1	1	0	0	0	0
5:00 AM	32	0	20	7	0	4	0	0	0	1	0	0	0	0
6:00 AM	121	1	73	25	9	8	0	0	2	2	1	0	0	0
7:00 AM	200	4	138	39	9	8	0	0	1	1	0	0	0	0
8:00 AM	162	2	101	28	13	9	1	0	6	2	0	0	0	0
9:00 AM	95	1	57	13	8	7	1	0	3	5	0	0	0	0
10:00 AM	117	1	71	18	8	14	0	0	1	4	0	0	0	0
11:00 AM	124	1	72	27	6	12	0	0	3	3	0	0	0	0
12:00 PM	143	1	99	30	5	4	1	0	1	2	0	0	0	0
1:00 PM	191	6	123	34	8	15	1	0	2	2	0	0	0	0
2:00 PM	193	2	136	36	4	12	0	0	2	1	0	0	0	0
3:00 PM	177	4	121	31	5	9	2	0	2	3	0	0	0	0
4:00 PM	184	1	148	25	1	6	0	0	3	0	0	0	0	0
5:00 PM	180	2	136	33	3	4	0	0	2	0	0	0	0	0
6:00 PM	156	2	117	24	3	6	1	0	3	0	0	0	0	0
7:00 PM	126	2	87	24	2	9	1	0	0	1	0	0	0	0
8:00 PM	97	0	74	18	0	3	1	0	1	0	0	0	0	0
9:00 PM	40	0	27	6	2	2	0	0	2	1	0	0	0	0
10:00 PM	24	0	19	2	2	1	0	0	0	0	0	0	0	0
11:00 PM	32	0	22	4	0	4	2	0	0	0	0	0	0	0
Total	2463	30	1677	438	95	142	13	0	37	30	1	0	0	0
%		1.2	68.1	17.8	3.9	5.8	0.5	0.0	1.5	1.2	0.0	0.0	0.0	0.0

Town : Northborough
 Street : Lyman Street
 Location : Lyman Street south of Bartlett Street

Site: 2021053
 5/19/2021
 Wednesday

Daily Classification

NB

Interval Start	Total	Motor Bikes	Cars & Trailers	2 Axle Long	Buses	2 Axle 6 Tire	3 Axle Single	4 Axle Single	<5 Axle Double	5 Axle Double	>6 Axle Double	<6 Axle Multi	6 Axle Multi	>6 Axle Multi
12:00 AM	16	0	11	3	1	0	0	0	1	0	0	0	0	0
1:00 AM	11	0	6	4	1	0	0	0	0	0	0	0	0	0
2:00 AM	7	0	7	0	0	0	0	0	0	0	0	0	0	0
3:00 AM	8	0	4	0	2	1	0	0	0	1	0	0	0	0
4:00 AM	17	1	9	3	1	1	1	0	1	0	0	0	0	0
5:00 AM	45	0	20	8	4	7	1	0	1	4	0	0	0	0
6:00 AM	118	2	70	26	11	6	1	0	2	0	0	0	0	0
7:00 AM	215	4	133	43	14	17	1	0	1	2	0	0	0	0
8:00 AM	185	2	114	38	13	12	1	0	2	3	0	0	0	0
9:00 AM	131	2	86	19	4	13	1	0	4	2	0	0	0	0
10:00 AM	104	4	61	19	3	8	1	0	5	3	0	0	0	0
11:00 AM	125	2	82	22	3	10	1	0	4	1	0	0	0	0
12:00 PM	133	0	92	29	2	4	1	0	4	1	0	0	0	0
1:00 PM	170	5	118	26	9	10	0	0	1	1	0	0	0	0
2:00 PM	194	2	131	41	5	8	1	0	6	0	0	0	0	0
3:00 PM	217	3	157	32	8	8	3	0	4	1	1	0	0	0
4:00 PM	187	3	136	34	3	9	1	0	0	1	0	0	0	0
5:00 PM	191	5	142	35	0	7	0	0	1	1	0	0	0	0
6:00 PM	135	0	111	16	0	5	0	0	3	0	0	0	0	0
7:00 PM	109	0	90	13	1	2	0	0	1	2	0	0	0	0
8:00 PM	102	4	78	12	0	4	1	0	3	0	0	0	0	0
9:00 PM	43	0	32	9	0	0	0	0	0	2	0	0	0	0
10:00 PM	31	1	23	3	2	1	1	0	0	0	0	0	0	0
11:00 PM	17	0	14	2	0	1	0	0	0	0	0	0	0	0
Total	2511	40	1727	437	87	134	16	0	44	25	1	0	0	0
%		1.6	68.8	17.4	3.5	5.3	0.6	0.0	1.8	1.0	0.0	0.0	0.0	0.0

Town : Northborough
 Street : Lyman Street
 Location : Lyman Street south of Bartlett Street

Site: 2021053
 5/20/2021
 Thursday

Daily Classification

NB															
Interval Start	Total	Motor Bikes	Cars & Trailers	2 Axle Long	Buses	2 Axle 6 Tire	3 Axle Single	4 Axle Single	<5 Axle Double	5 Axle Double	>6 Axle Double	<6 Axle Multi	6 Axle Multi	>6 Axle Multi	
12:00 AM	22	0	15	3	2	1	0	0	0	0	0	0	1	0	
1:00 AM	11	0	7	4	0	0	0	0	0	0	0	0	0	0	
2:00 AM	5	0	4	0	0	0	0	0	1	0	0	0	0	0	
3:00 AM	6	0	4	0	2	0	0	0	0	0	0	0	0	0	
4:00 AM	15	0	7	3	0	1	2	0	1	1	0	0	0	0	
5:00 AM	37	0	20	8	2	5	1	0	1	0	0	0	0	0	
6:00 AM	114	2	71	21	8	8	0	0	2	2	0	0	0	0	
7:00 AM	202	2	137	33	15	10	0	0	3	2	0	0	0	0	
8:00 AM	159	5	96	27	8	17	1	0	2	3	0	0	0	0	
9:00 AM	125	0	74	25	9	9	1	0	2	5	0	0	0	0	
10:00 AM	106	0	72	16	2	8	0	0	3	5	0	0	0	0	
11:00 AM	145	1	92	29	6	13	1	0	1	2	0	0	0	0	
12:00 PM	141	0	94	25	5	11	0	0	4	2	0	0	0	0	
1:00 PM	158	0	109	30	13	5	1	0	0	0	0	0	0	0	
2:00 PM	214	4	143	41	5	18	0	0	2	1	0	0	0	0	
3:00 PM	202	4	137	29	10	13	2	0	2	5	0	0	0	0	
4:00 PM	188	1	147	29	1	4	2	0	3	1	0	0	0	0	
5:00 PM	183	2	122	42	6	7	1	0	1	1	0	0	1	0	
6:00 PM	146	1	121	16	3	4	0	0	1	0	0	0	0	0	
7:00 PM	140	1	105	21	5	4	1	0	2	1	0	0	0	0	
8:00 PM	80	2	58	15	0	4	0	0	1	0	0	0	0	0	
9:00 PM	52	0	42	6	1	2	1	0	0	0	0	0	0	0	
10:00 PM	35	0	27	1	3	2	2	0	0	0	0	0	0	0	
11:00 PM	16	0	15	0	0	1	0	0	0	0	0	0	0	0	
Total	2502	25	1719	424	106	147	16	0	32	31	0	0	2	0	
%		1.0	68.7	16.9	4.2	5.9	0.6	0.0	1.3	1.2	0.0	0.0	0.1	0.0	

Town : Northborough
 Street : Lyman Street
 Location : Lyman Street south of Bartlett Street

Site: 2021053
 5/21/2021
 Friday

Daily Classification

NB															
Interval Start	Total	Motor Bikes	Cars & Trailers	2 Axle Long	Buses	2 Axle 6 Tire	3 Axle Single	4 Axle Single	<5 Axle Double	5 Axle Double	>6 Axle Double	<6 Axle Multi	6 Axle Multi	>6 Axle Multi	
12:00 AM	29	0	22	4	3	0	0	0	0	0	0	0	0	0	
1:00 AM	6	0	3	3	0	0	0	0	0	0	0	0	0	0	
2:00 AM	2	0	1	1	0	0	0	0	0	0	0	0	0	0	
3:00 AM	11	0	5	0	2	1	1	0	0	2	0	0	0	0	
4:00 AM	16	0	6	4	4	1	0	0	0	1	0	0	0	0	
5:00 AM	30	0	16	4	2	7	0	0	1	0	0	0	0	0	
6:00 AM	109	2	64	20	11	7	2	0	2	1	0	0	0	0	
7:00 AM	218	1	137	49	15	8	2	0	3	3	0	0	0	0	
8:00 AM	146	1	103	21	11	8	0	0	1	1	0	0	0	0	
9:00 AM	146	3	99	29	4	6	2	0	2	1	0	0	0	0	
10:00 AM	130	0	86	15	5	16	1	0	5	2	0	0	0	0	
11:00 AM	146	2	90	31	5	9	2	0	4	3	0	0	0	0	
12:00 PM	159	1	103	36	3	14	0	0	1	1	0	0	0	0	
1:00 PM	140	1	94	22	10	11	1	0	1	0	0	0	0	0	
2:00 PM	194	2	139	36	4	12	0	0	0	1	0	0	0	0	
3:00 PM	206	1	144	29	10	15	1	0	1	5	0	0	0	0	
4:00 PM	228	2	161	45	6	9	0	0	4	1	0	0	0	0	
5:00 PM	215	3	165	35	2	7	0	0	2	1	0	0	0	0	
6:00 PM	149	0	109	24	3	8	0	0	4	1	0	0	0	0	
7:00 PM	131	0	107	23	0	0	0	0	1	0	0	0	0	0	
8:00 PM	86	1	64	16	1	1	2	0	1	0	0	0	0	0	
9:00 PM	43	0	37	4	0	2	0	0	0	0	0	0	0	0	
10:00 PM	32	0	24	2	2	3	0	0	0	1	0	0	0	0	
11:00 PM	30	0	24	3	1	2	0	0	0	0	0	0	0	0	
Total	2602	20	1803	456	104	147	14	0	33	25	0	0	0	0	
%		0.8	69.3	17.5	4.0	5.6	0.5	0.0	1.3	1.0	0.0	0.0	0.0	0.0	

Town : Northborough
 Street : Lyman Street
 Location : Lyman Street south of Bartlett Street

Site: 2021053
 5/22/2021
 Saturday

Daily Classification

NB

Interval Start	Total	Motor Bikes	Cars & Trailers	2 Axle Long	Buses	2 Axle 6 Tire	3 Axle Single	4 Axle Single	<5 Axle Double	5 Axle Double	>6 Axle Double	<6 Axle Multi	6 Axle Multi	>6 Axle Multi
12:00 AM	13	0	10	1	1	0	0	0	0	0	0	0	1	0
1:00 AM	13	0	10	3	0	0	0	0	0	0	0	0	0	0
2:00 AM	13	0	6	3	2	1	1	0	0	0	0	0	0	0
3:00 AM	5	0	4	0	0	0	0	0	0	1	0	0	0	0
4:00 AM	13	0	7	4	0	0	1	0	0	1	0	0	0	0
5:00 AM	10	0	6	2	0	2	0	0	0	0	0	0	0	0
6:00 AM	16	0	11	2	1	2	0	0	0	0	0	0	0	0
7:00 AM	52	0	36	6	6	4	0	0	0	0	0	0	0	0
8:00 AM	95	3	68	10	5	8	0	0	0	1	0	0	0	0
9:00 AM	77	0	59	12	2	3	0	0	1	0	0	0	0	0
10:00 AM	91	1	68	14	3	4	1	0	0	0	0	0	0	0
11:00 AM	122	2	95	19	0	4	1	0	1	0	0	0	0	0
12:00 PM	114	0	91	17	2	3	1	0	0	0	0	0	0	0
1:00 PM	108	1	84	18	0	4	0	0	0	1	0	0	0	0
2:00 PM	149	2	116	19	2	10	0	0	0	0	0	0	0	0
3:00 PM	125	2	99	20	2	2	0	0	0	0	0	0	0	0
4:00 PM	123	0	94	23	0	6	0	0	0	0	0	0	0	0
5:00 PM	101	3	87	6	1	4	0	0	0	0	0	0	0	0
6:00 PM	69	0	57	9	0	3	0	0	0	0	0	0	0	0
7:00 PM	73	0	60	11	0	1	0	0	1	0	0	0	0	0
8:00 PM	68	0	54	12	0	2	0	0	0	0	0	0	0	0
9:00 PM	35	0	28	6	0	0	0	0	0	1	0	0	0	0
10:00 PM	25	0	24	0	1	0	0	0	0	0	0	0	0	0
11:00 PM	22	0	16	4	1	1	0	0	0	0	0	0	0	0
Total	1532	14	1190	221	29	64	5	0	3	5	0	0	1	0
%		0.9	77.7	14.4	1.9	4.2	0.3	0.0	0.2	0.3	0.0	0.0	0.1	0.0

Town : Northborough
 Street : Lyman Street
 Location : Lyman Street south of Bartlett Street

Site: 2021053
 5/23/2021
 Sunday

Daily Classification

NB

Interval Start	Total	Motor Bikes	Cars & Trailers	2 Axle Long	Buses	2 Axle 6 Tire	3 Axle Single	4 Axle Single	<5 Axle Double	5 Axle Double	>6 Axle Double	<6 Axle Multi	6 Axle Multi	>6 Axle Multi
12:00 AM	15	0	11	4	0	0	0	0	0	0	0	0	0	0
1:00 AM	2	0	1	1	0	0	0	0	0	0	0	0	0	0
2:00 AM	4	0	2	0	0	2	0	0	0	0	0	0	0	0
3:00 AM	2	0	2	0	0	0	0	0	0	0	0	0	0	0
4:00 AM	2	0	1	1	0	0	0	0	0	0	0	0	0	0
5:00 AM	6	0	3	2	0	1	0	0	0	0	0	0	0	0
6:00 AM	9	0	7	1	0	1	0	0	0	0	0	0	0	0
7:00 AM	24	0	19	5	0	0	0	0	0	0	0	0	0	0
8:00 AM	47	0	30	9	4	3	1	0	0	0	0	0	0	0
9:00 AM	57	5	45	7	0	0	0	0	0	0	0	0	0	0
10:00 AM	74	1	57	13	1	2	0	0	0	0	0	0	0	0
11:00 AM	81	4	60	13	2	2	0	0	0	0	0	0	0	0
12:00 PM	104	2	78	19	0	4	0	0	1	0	0	0	0	0
1:00 PM	104	1	88	12	0	3	0	0	0	0	0	0	0	0
2:00 PM	95	0	79	13	0	2	0	0	1	0	0	0	0	0
3:00 PM	112	1	89	15	0	7	0	0	0	0	0	0	0	0
4:00 PM	104	0	85	14	1	3	0	0	0	0	0	0	1	0
5:00 PM	87	0	75	10	0	1	0	0	1	0	0	0	0	0
6:00 PM	90	1	73	13	0	3	0	0	0	0	0	0	0	0
7:00 PM	54	1	42	11	0	0	0	0	0	0	0	0	0	0
8:00 PM	55	0	45	10	0	0	0	0	0	0	0	0	0	0
9:00 PM	26	0	21	3	0	1	0	0	0	1	0	0	0	0
10:00 PM	11	0	8	2	1	0	0	0	0	0	0	0	0	0
11:00 PM	9	0	5	3	0	1	0	0	0	0	0	0	0	0
Total	1174	16	926	181	9	36	1	0	3	1	0	0	1	0
%		1.4	78.9	15.4	0.8	3.1	0.1	0.0	0.3	0.1	0.0	0.0	0.1	0.0

Town : Northborough
 Street : Lyman Street
 Location : Lyman Street south of Bartlett Street

Site: 2021053
 5/24/2021
 Monday

Daily Classification

NB

Interval Start	Total	Motor Bikes	Cars & Trailers	2 Axle Long	Buses	2 Axle 6 Tire	3 Axle Single	4 Axle Single	<5 Axle Double	5 Axle Double	>6 Axle Double	<6 Axle Multi	6 Axle Multi	>6 Axle Multi
12:00 AM	10	0	9	0	0	1	0	0	0	0	0	0	0	0
1:00 AM	5	0	3	1	0	1	0	0	0	0	0	0	0	0
2:00 AM	7	0	5	2	0	0	0	0	0	0	0	0	0	0
3:00 AM	8	0	4	1	2	0	1	0	0	0	0	0	0	0
4:00 AM	20	0	11	5	0	2	1	0	1	0	0	0	0	0
5:00 AM	26	0	12	5	5	3	0	0	0	1	0	0	0	0
6:00 AM	120	0	70	26	13	8	1	0	1	1	0	0	0	0
7:00 AM	217	2	143	53	7	9	0	0	1	2	0	0	0	0
8:00 AM	166	1	100	31	17	15	0	0	1	1	0	0	0	0
9:00 AM	117	3	72	22	11	6	0	0	2	1	0	0	0	0
10:00 AM	145	2	84	25	12	14	2	0	3	3	0	0	0	0
11:00 AM	117	1	68	23	7	12	1	0	3	2	0	0	0	0
12:00 PM	151	1	98	27	6	13	0	0	5	1	0	0	0	0
1:00 PM	160	0	115	22	6	11	3	0	1	2	0	0	0	0
2:00 PM	208	1	139	49	7	9	0	0	3	0	0	0	0	0
3:00 PM	203	2	134	31	12	16	0	0	4	4	0	0	0	0
4:00 PM	230	3	149	44	11	14	0	0	6	3	0	0	0	0
5:00 PM	196	2	143	41	3	7	0	0	0	0	0	0	0	0
6:00 PM	161	2	116	29	3	8	0	0	3	0	0	0	0	0
7:00 PM	146	0	103	28	3	6	2	0	2	2	0	0	0	0
8:00 PM	94	1	72	10	1	3	1	0	2	4	0	0	0	0
9:00 PM	30	0	25	3	0	2	0	0	0	0	0	0	0	0
10:00 PM	31	0	21	2	3	3	0	0	0	2	0	0	0	0
11:00 PM	18	0	13	1	1	2	0	0	0	0	0	0	1	0
Total	2586	21	1709	481	130	165	12	0	38	29	0	0	1	0
%		0.8	66.1	18.6	5.0	6.4	0.5	0.0	1.5	1.1	0.0	0.0	0.0	0.0

Town : Northborough
 Street : Lyman Street
 Location : Lyman Street south of Bartlett Street

Site: 2021053
 5/25/2021
 Tuesday

Daily Classification

NB

Interval Start	Total	Motor Bikes	Cars & Trailers	2 Axle Long	Buses	2 Axle 6 Tire	3 Axle Single	4 Axle Single	<5 Axle Double	5 Axle Double	>6 Axle Double	<6 Axle Multi	6 Axle Multi	>6 Axle Multi
12:00 AM	21	0	13	6	0	0	1	0	0	1	0	0	0	0
1:00 AM	9	0	5	2	1	0	0	0	0	1	0	0	0	0
2:00 AM	4	0	2	1	0	0	0	0	0	1	0	0	0	0
3:00 AM	13	0	5	3	1	3	0	0	1	0	0	0	0	0
4:00 AM	21	0	8	6	2	4	0	0	1	0	0	0	0	0
5:00 AM	47	0	21	13	3	6	0	0	2	2	0	0	0	0
6:00 AM	149	2	80	36	11	17	0	0	2	1	0	0	0	0
7:00 AM	216	2	141	36	14	15	1	0	4	3	0	0	0	0
8:00 AM	175	3	106	44	8	12	0	0	2	0	0	0	0	0
9:00 AM	131	1	83	26	4	10	2	0	4	1	0	0	0	0
10:00 AM	116	0	74	20	4	11	0	0	3	4	0	0	0	0
11:00 AM	122	1	82	23	5	7	1	1	2	0	0	0	0	0
12:00 PM	137	2	89	30	6	8	0	0	1	1	0	0	0	0
1:00 PM	176	3	109	34	10	16	0	0	2	2	0	0	0	0
2:00 PM	216	4	146	42	11	9	0	0	1	3	0	0	0	0
3:00 PM	229	5	154	46	10	12	0	0	2	0	0	0	0	0
4:00 PM	207	3	155	35	7	1	2	0	3	1	0	0	0	0
5:00 PM	204	1	148	44	2	7	0	0	2	0	0	0	0	0
6:00 PM	137	1	104	21	5	5	0	0	1	0	0	0	0	0
7:00 PM	125	0	94	20	2	7	1	0	1	0	0	0	0	0
8:00 PM	108	3	82	16	2	4	0	0	1	0	0	0	0	0
9:00 PM	39	0	26	10	0	3	0	0	0	0	0	0	0	0
10:00 PM	38	0	27	4	3	2	0	0	1	1	0	0	0	0
11:00 PM	14	0	8	3	0	2	0	0	0	1	0	0	0	0
Total	2654	31	1762	521	111	161	8	1	36	23	0	0	0	0
%		1.2	66.4	19.6	4.2	6.1	0.3	0.0	1.4	0.9	0.0	0.0	0.0	0.0

Town : Northborough
 Street : Lyman Street
 Location : Lyman Street south of Bartlett Street

Site: 2021053
 5/26/2021
 Wednesday

Daily Classification

NB															
Interval Start	Total	Motor Bikes	Cars & Trailers	2 Axle Long	Buses	2 Axle 6 Tire	3 Axle Single	4 Axle Single	<5 Axle Double	5 Axle Double	>6 Axle Double	<6 Axle Multi	6 Axle Multi	>6 Axle Multi	
12:00 AM	14	0	10	2	1	0	0	0	0	1	0	0	0	0	
1:00 AM	11	0	6	3	2	0	0	0	0	0	0	0	0	0	
2:00 AM	4	0	3	0	0	0	0	0	1	0	0	0	0	0	
3:00 AM	9	0	7	0	1	0	0	0	1	0	0	0	0	0	
4:00 AM	19	0	9	6	1	0	2	0	0	1	0	0	0	0	
5:00 AM	36	0	18	8	1	7	0	0	1	1	0	0	0	0	
6:00 AM	117	1	65	23	11	10	1	0	1	5	0	0	0	0	
7:00 AM	210	0	141	44	7	13	1	0	1	3	0	0	0	0	
8:00 AM	185	2	118	36	13	8	6	0	0	2	0	0	0	0	
9:00 AM	137	0	85	30	6	5	2	0	3	6	0	0	0	0	
10:00 AM	116	1	73	19	6	15	0	0	0	2	0	0	0	0	
11:00 AM	133	2	87	30	4	8	0	0	1	1	0	0	0	0	
12:00 PM	161	1	114	32	3	5	1	0	2	3	0	0	0	0	
1:00 PM	146	0	104	21	9	10	0	1	0	1	0	0	0	0	
2:00 PM	195	1	129	34	7	16	1	0	4	3	0	0	0	0	
3:00 PM	193	2	140	32	6	10	0	0	0	3	0	0	0	0	
4:00 PM	224	3	157	48	5	5	0	0	5	1	0	0	0	0	
5:00 PM	182	3	134	32	3	7	0	0	1	2	0	0	0	0	
6:00 PM	171	1	131	25	4	6	1	0	1	2	0	0	0	0	
7:00 PM	151	2	109	22	4	12	0	0	1	1	0	0	0	0	
8:00 PM	79	0	57	11	0	5	1	0	2	3	0	0	0	0	
9:00 PM	24	0	20	2	0	1	0	0	0	1	0	0	0	0	
10:00 PM	26	0	16	4	2	1	1	0	1	1	0	0	0	0	
11:00 PM	17	0	15	1	0	1	0	0	0	0	0	0	0	0	
Total	2560	19	1748	465	96	145	17	1	26	43	0	0	0	0	
%		0.7	68.3	18.2	3.8	5.7	0.7	0.0	1.0	1.7	0.0	0.0	0.0	0.0	

Town : Northborough
 Street : Lyman Street
 Location : Lyman Street south of Bartlett Street

Site: 2021053
 5/27/2021
 Thursday

Daily Classification

NB															
Interval Start	Total	Motor Bikes	Cars & Trailers	2 Axle Long	Buses	2 Axle 6 Tire	3 Axle Single	4 Axle Single	<5 Axle Double	5 Axle Double	>6 Axle Double	<6 Axle Multi	6 Axle Multi	>6 Axle Multi	
12:00 AM	20	0	13	4	0	0	1	0	1	0	0	0	1	0	
1:00 AM	12	0	6	2	2	1	1	0	0	0	0	0	0	0	
2:00 AM	6	0	5	0	1	0	0	0	0	0	0	0	0	0	
3:00 AM	7	0	4	1	1	0	1	0	0	0	0	0	0	0	
4:00 AM	17	0	8	4	0	1	2	0	1	1	0	0	0	0	
5:00 AM	29	0	13	7	1	5	1	0	1	1	0	0	0	0	
6:00 AM	118	0	75	18	13	7	0	0	2	3	0	0	0	0	
7:00 AM	216	2	157	25	10	16	0	0	4	2	0	0	0	0	
8:00 AM	174	1	103	36	12	18	1	0	1	2	0	0	0	0	
9:00 AM	143	4	82	31	10	9	1	0	3	3	0	0	0	0	
10:00 AM	118	0	75	31	2	9	0	0	0	1	0	0	0	0	
11:00 AM	127	1	85	17	5	11	0	0	4	4	0	0	0	0	
12:00 PM	156	6	95	33	6	8	1	0	5	2	0	0	0	0	
1:00 PM	168	0	111	29	9	12	0	0	5	2	0	0	0	0	
2:00 PM	176	2	121	37	7	5	1	0	2	1	0	0	0	0	
3:00 PM	195	3	133	38	12	8	0	0	1	0	0	0	0	0	
4:00 PM	226	3	167	35	10	9	0	0	2	0	0	0	0	0	
5:00 PM	185	4	125	40	6	8	1	0	1	0	0	0	0	0	
6:00 PM	195	1	142	38	3	5	0	0	4	2	0	0	0	0	
7:00 PM	168	0	120	28	4	9	1	0	5	1	0	0	0	0	
8:00 PM	86	0	66	12	2	3	1	0	2	0	0	0	0	0	
9:00 PM	44	0	32	5	3	3	0	0	0	1	0	0	0	0	
10:00 PM	37	0	29	3	3	0	1	0	0	1	0	0	0	0	
11:00 PM	21	0	17	1	1	1	0	0	1	0	0	0	0	0	
Total	2644	27	1784	475	123	148	14	0	45	27	0	0	1	0	
%		1.0	67.5	18.0	4.7	5.6	0.5	0.0	1.7	1.0	0.0	0.0	0.0	0.0	

Town : Northborough
 Street : Lyman Street
 Location : Lyman Street south of Bartlett Street

Site: 2021053
 5/28/2021
 Friday

Daily Classification

NB

Interval Start	Total	Motor Bikes	Cars & Trailers	2 Axle Long	Buses	2 Axle 6 Tire	3 Axle Single	4 Axle Single	<5 Axle Double	5 Axle Double	>6 Axle Double	<6 Axle Multi	6 Axle Multi	>6 Axle Multi
12:00 AM	27	0	21	4	0	1	0	0	0	0	0	0	1	0
1:00 AM	16	0	6	4	4	1	0	0	0	1	0	0	0	0
2:00 AM	4	0	2	2	0	0	0	0	0	0	0	0	0	0
3:00 AM	5	0	1	1	1	0	1	0	1	0	0	0	0	0
4:00 AM	21	1	10	4	1	3	0	0	1	1	0	0	0	0
5:00 AM	38	1	22	9	1	5	0	0	0	0	0	0	0	0
6:00 AM	124	2	66	27	14	12	0	0	2	1	0	0	0	0
7:00 AM	203	2	116	50	9	19	2	0	4	1	0	0	0	0
8:00 AM	179	3	95	44	16	16	1	0	3	1	0	0	0	0
9:00 AM	155	3	91	38	9	10	2	0	2	0	0	0	0	0
10:00 AM	123	1	74	32	5	6	0	0	4	1	0	0	0	0
11:00 AM	160	3	92	42	4	13	2	0	3	1	0	0	0	0
12:00 PM	177	0	106	52	7	12	0	0	0	0	0	0	0	0
1:00 PM	259	3	129	88	13	25	0	0	0	1	0	0	0	0
2:00 PM	274	3	158	73	13	22	3	0	1	1	0	0	0	0
3:00 PM	272	5	159	77	10	18	0	0	3	0	0	0	0	0
4:00 PM	247	0	144	80	5	17	0	0	0	1	0	0	0	0
5:00 PM	225	2	140	68	4	10	0	0	1	0	0	0	0	0
6:00 PM	171	0	101	56	4	10	0	0	0	0	0	0	0	0
7:00 PM	107	0	77	24	1	4	1	0	0	0	0	0	0	0
8:00 PM	59	0	45	9	0	3	0	0	1	1	0	0	0	0
9:00 PM	38	0	28	4	1	1	1	0	2	1	0	0	0	0
10:00 PM	31	0	21	0	3	4	0	0	2	1	0	0	0	0
11:00 PM	22	0	17	1	0	2	0	0	0	2	0	0	0	0
Total	2937	29	1721	789	125	214	13	0	30	15	0	0	1	0
%		1.0	58.6	26.9	4.3	7.3	0.4	0.0	1.0	0.5	0.0	0.0	0.0	0.0

Town : Northborough
 Street : Lyman Street
 Location : Lyman Street south of Bartlett Street

Site: 2021053
 5/29/2021
 Saturday

Daily Classification

NB

Interval Start	Total	Motor Bikes	Cars & Trailers	2 Axle Long	Buses	2 Axle 6 Tire	3 Axle Single	4 Axle Single	<5 Axle Double	5 Axle Double	>6 Axle Double	<6 Axle Multi	6 Axle Multi	>6 Axle Multi
12:00 AM	21	0	16	2	1	2	0	0	0	0	0	0	0	0
1:00 AM	16	0	8	4	3	0	0	0	0	1	0	0	0	0
2:00 AM	9	0	9	0	0	0	0	0	0	0	0	0	0	0
3:00 AM	4	0	3	0	0	0	0	0	0	1	0	0	0	0
4:00 AM	4	0	4	0	0	0	0	0	0	0	0	0	0	0
5:00 AM	13	0	10	2	0	1	0	0	0	0	0	0	0	0
6:00 AM	12	0	8	1	2	0	0	0	0	1	0	0	0	0
7:00 AM	46	0	32	5	6	1	0	0	1	1	0	0	0	0
8:00 AM	82	0	60	14	3	5	0	0	0	0	0	0	0	0
9:00 AM	59	0	48	8	1	2	0	0	0	0	0	0	0	0
10:00 AM	70	0	53	11	1	3	0	0	1	1	0	0	0	0
11:00 AM	104	0	83	9	0	10	1	0	0	0	0	0	1	0
12:00 PM	89	1	66	9	4	8	0	0	1	0	0	0	0	0
1:00 PM	82	0	73	4	1	3	1	0	0	0	0	0	0	0
2:00 PM	90	0	73	10	0	6	0	0	1	0	0	0	0	0
3:00 PM	80	0	58	18	0	3	0	0	1	0	0	0	0	0
4:00 PM	82	2	61	15	0	4	0	0	0	0	0	0	0	0
5:00 PM	86	1	66	11	2	6	0	0	0	0	0	0	0	0
6:00 PM	85	0	75	7	0	3	0	0	0	0	0	0	0	0
7:00 PM	55	1	44	8	1	1	0	0	0	0	0	0	0	0
8:00 PM	30	0	28	1	0	1	0	0	0	0	0	0	0	0
9:00 PM	23	0	17	5	1	0	0	0	0	0	0	0	0	0
10:00 PM	21	0	16	2	1	2	0	0	0	0	0	0	0	0
11:00 PM	14	0	10	2	1	1	0	0	0	0	0	0	0	0
Total	1177	5	921	148	28	62	2	0	5	5	0	0	1	0
%		0.4	78.2	12.6	2.4	5.3	0.2	0.0	0.4	0.4	0.0	0.0	0.1	0.0

Town : Northborough
 Street : Lyman Street
 Location : Lyman Street south of Bartlett Street

Site: 2021053
 5/30/2021
 Sunday

Daily Classification

NB

Interval Start	Total	Motor Bikes	Cars & Trailers	2 Axle Long	Buses	2 Axle 6 Tire	3 Axle Single	4 Axle Single	<5 Axle Double	5 Axle Double	>6 Axle Double	<6 Axle Multi	6 Axle Multi	>6 Axle Multi
12:00 AM	7	0	4	2	0	0	0	0	0	0	0	0	1	0
1:00 AM	6	0	5	0	1	0	0	0	0	0	0	0	0	0
2:00 AM	8	0	4	1	1	1	1	0	0	0	0	0	0	0
3:00 AM	6	0	6	0	0	0	0	0	0	0	0	0	0	0
4:00 AM	0	0	0	0	0	0	0	0	0	0	0	0	0	0
5:00 AM	10	0	5	2	0	3	0	0	0	0	0	0	0	0
6:00 AM	2	0	2	0	0	0	0	0	0	0	0	0	0	0
7:00 AM	23	1	18	0	1	1	0	0	1	1	0	0	0	0
8:00 AM	35	0	21	12	1	1	0	0	0	0	0	0	0	0
9:00 AM	47	3	27	12	1	3	0	0	1	0	0	0	0	0
10:00 AM	57	0	38	13	0	4	0	0	0	1	0	0	1	0
11:00 AM	77	2	49	21	0	5	0	0	0	0	0	0	0	0
12:00 PM	93	1	70	15	2	5	0	0	0	0	0	0	0	0
1:00 PM	86	0	72	11	1	2	0	0	0	0	0	0	0	0
2:00 PM	72	0	54	12	0	5	0	0	0	1	0	0	0	0
3:00 PM	90	0	66	19	0	5	0	0	0	0	0	0	0	0
4:00 PM	51	0	47	3	0	1	0	0	0	0	0	0	0	0
5:00 PM	68	1	57	9	1	0	0	0	0	0	0	0	0	0
6:00 PM	68	0	56	10	0	2	0	0	0	0	0	0	0	0
7:00 PM	73	0	64	6	0	3	0	0	0	0	0	0	0	0
8:00 PM	42	0	33	5	1	2	0	0	1	0	0	0	0	0
9:00 PM	23	0	18	4	0	1	0	0	0	0	0	0	0	0
10:00 PM	26	0	22	1	2	1	0	0	0	0	0	0	0	0
11:00 PM	14	0	12	2	0	0	0	0	0	0	0	0	0	0
Total	984	8	750	160	12	45	1	0	3	3	0	0	2	0
%		0.8	76.2	16.3	1.2	4.6	0.1	0.0	0.3	0.3	0.0	0.0	0.2	0.0

Town : Northborough
 Street : Lyman Street
 Location : Lyman Street south of Bartlett Street

Site: 2021053
 5/31/2021
 Monday

Daily Classification

NB

Interval Start	Total	Motor Bikes	Cars & Trailers	2 Axle Long	Buses	2 Axle 6 Tire	3 Axle Single	4 Axle Single	<5 Axle Double	5 Axle Double	>6 Axle Double	<6 Axle Multi	6 Axle Multi	>6 Axle Multi
12:00 AM	10	0	6	1	0	1	0	0	2	0	0	0	0	0
1:00 AM	2	0	2	0	0	0	0	0	0	0	0	0	0	0
2:00 AM	12	0	2	0	5	3	0	0	2	0	0	0	0	0
3:00 AM	3	0	2	1	0	0	0	0	0	0	0	0	0	0
4:00 AM	5	0	2	1	1	0	0	0	0	1	0	0	0	0
5:00 AM	12	0	5	2	1	2	1	0	0	0	1	0	0	0
6:00 AM	8	0	5	3	0	0	0	0	0	0	0	0	0	0
7:00 AM	28	0	14	9	1	4	0	0	0	0	0	0	0	0
8:00 AM	38	1	31	4	0	2	0	0	0	0	0	0	0	0
9:00 AM	43	0	31	8	0	4	0	0	0	0	0	0	0	0
10:00 AM	53	0	43	7	0	2	0	0	0	0	0	1	0	0
11:00 AM	62	0	42	11	0	6	0	0	1	1	1	0	0	0
12:00 PM	97	0	77	15	0	4	1	0	0	0	0	0	0	0
1:00 PM	98	0	76	18	0	3	0	0	1	0	0	0	0	0
2:00 PM	120	1	96	21	0	2	0	0	0	0	0	0	0	0
3:00 PM	104	1	61	33	1	8	0	0	0	0	0	0	0	0
4:00 PM	83	1	59	21	0	2	0	0	0	0	0	0	0	0
5:00 PM	78	1	45	27	1	2	1	0	1	0	0	0	0	0
6:00 PM	81	2	53	22	1	3	0	0	0	0	0	0	0	0
7:00 PM	110	1	68	35	1	4	1	0	0	0	0	0	0	0
8:00 PM	45	0	35	10	0	0	0	0	0	0	0	0	0	0
9:00 PM	22	0	17	4	0	1	0	0	0	0	0	0	0	0
10:00 PM	11	0	7	2	1	1	0	0	0	0	0	0	0	0
11:00 PM	23	0	16	6	0	0	0	0	0	0	0	0	1	0
Total	1148	8	795	261	13	54	4	0	7	2	2	1	1	0
%		0.7	69.3	22.7	1.1	4.7	0.3	0.0	0.6	0.2	0.2	0.1	0.1	0.0

Town : Northborough
 Street : Lyman Street
 Location : Lyman Street south of Bartlett Street

Site: 2021053
 6/1/2021
 Tuesday

Daily Classification

NB

Interval Start	Total	Motor Bikes	Cars & Trailers	2 Axle Long	Buses	2 Axle 6 Tire	3 Axle Single	4 Axle Single	<5 Axle Double	5 Axle Double	>6 Axle Double	<6 Axle Multi	6 Axle Multi	>6 Axle Multi
12:00 AM	13	0	9	1	1	1	1	0	0	0	0	0	0	0
1:00 AM	13	0	9	2	1	0	0	0	1	0	0	0	0	0
2:00 AM	6	0	3	0	0	0	0	0	2	0	0	0	1	0
3:00 AM	6	0	3	0	1	2	0	0	0	0	0	0	0	0
4:00 AM	24	2	13	6	0	2	1	0	0	0	0	0	0	0
5:00 AM	37	0	13	13	2	4	1	0	2	2	0	0	0	0
6:00 AM	147	3	65	49	12	14	0	0	1	3	0	0	0	0
7:00 AM	250	8	111	100	5	20	0	0	2	4	0	0	0	0
8:00 AM	224	10	100	70	14	26	2	0	1	1	0	0	0	0
Total	720	23	326	241	36	69	5	0	9	10	0	0	1	0
%		3.2	45.3	33.5	5.0	9.6	0.7	0.0	1.3	1.4	0.0	0.0	0.1	0.0

Town : Northborough
 Street : Lyman Street
 Location : Lyman Street south of Bartlett Street

Site: 2021053
 5/17/2021
 Monday

Daily Classification

SB

Interval Start	Total	Motor Bikes	Cars & Trailers	2 Axle Long	Buses	2 Axle 6 Tire	3 Axle Single	4 Axle Single	<5 Axle Double	5 Axle Double	>6 Axle Double	<6 Axle Multi	6 Axle Multi	>6 Axle Multi
12:00 AM	-	-	-	-	-	-	-	-	-	-	-	-	-	-
1:00 AM	-	-	-	-	-	-	-	-	-	-	-	-	-	-
2:00 AM	-	-	-	-	-	-	-	-	-	-	-	-	-	-
3:00 AM	-	-	-	-	-	-	-	-	-	-	-	-	-	-
4:00 AM	-	-	-	-	-	-	-	-	-	-	-	-	-	-
5:00 AM	-	-	-	-	-	-	-	-	-	-	-	-	-	-
6:00 AM	-	-	-	-	-	-	-	-	-	-	-	-	-	-
7:00 AM	-	-	-	-	-	-	-	-	-	-	-	-	-	-
8:00 AM	-	-	-	-	-	-	-	-	-	-	-	-	-	-
9:00 AM	-	-	-	-	-	-	-	-	-	-	-	-	-	-
10:00 AM	122	1	78	20	2	12	2	0	1	5	0	0	1	0
11:00 AM	94	0	73	10	0	7	0	0	4	0	0	0	0	0
12:00 PM	127	3	84	21	4	12	0	0	2	1	0	0	0	0
1:00 PM	131	6	95	19	4	2	2	0	1	2	0	0	0	0
2:00 PM	197	2	150	26	6	8	1	0	2	2	0	0	0	0
3:00 PM	179	1	130	29	4	12	0	0	2	1	0	0	0	0
4:00 PM	186	1	139	25	5	11	0	0	2	3	0	0	0	0
5:00 PM	184	0	142	25	2	9	2	0	1	3	0	0	0	0
6:00 PM	121	0	101	11	0	6	1	0	0	2	0	0	0	0
7:00 PM	107	1	84	12	1	5	1	0	1	2	0	0	0	0
8:00 PM	59	1	49	5	0	0	0	0	1	3	0	0	0	0
9:00 PM	36	0	26	5	1	2	1	0	1	0	0	0	0	0
10:00 PM	17	0	13	2	0	0	0	0	0	2	0	0	0	0
11:00 PM	18	0	11	1	1	1	0	0	1	3	0	0	0	0
Total	1578	16	1175	211	30	87	10	0	19	29	0	0	1	0
%		1.0	74.5	13.4	1.9	5.5	0.6	0.0	1.2	1.8	0.0	0.0	0.1	0.0

Town : Northborough
 Street : Lyman Street
 Location : Lyman Street south of Bartlett Street

Site: 2021053
 5/18/2021
 Tuesday

Daily Classification

SB

Interval Start	Total	Motor Bikes	Cars & Trailers	2 Axle Long	Buses	2 Axle 6 Tire	3 Axle Single	4 Axle Single	<5 Axle Double	5 Axle Double	>6 Axle Double	<6 Axle Multi	6 Axle Multi	>6 Axle Multi
12:00 AM	14	0	7	2	3	0	0	0	0	1	0	1	0	0
1:00 AM	14	1	8	1	2	1	0	0	1	0	0	0	0	0
2:00 AM	8	0	4	1	1	0	0	0	1	1	0	0	0	0
3:00 AM	15	0	9	3	1	0	0	0	0	0	0	0	2	0
4:00 AM	17	0	11	2	0	0	1	0	1	2	0	0	0	0
5:00 AM	50	0	34	6	3	1	1	0	2	3	0	0	0	0
6:00 AM	87	0	57	10	3	12	1	0	2	2	0	0	0	0
7:00 AM	149	2	106	20	11	7	0	1	2	0	0	0	0	0
8:00 AM	131	1	88	21	2	12	1	1	4	1	0	0	0	0
9:00 AM	119	0	77	24	3	10	0	0	5	0	0	0	0	0
10:00 AM	124	0	76	25	5	11	0	0	6	1	0	0	0	0
11:00 AM	99	0	62	18	4	10	0	0	3	2	0	0	0	0
12:00 PM	120	1	82	23	3	7	0	0	0	4	0	0	0	0
1:00 PM	146	3	99	26	6	8	1	0	2	1	0	0	0	0
2:00 PM	216	3	152	29	12	14	1	0	2	3	0	0	0	0
3:00 PM	191	3	139	34	2	11	0	0	1	1	0	0	0	0
4:00 PM	199	1	146	27	3	18	1	0	1	2	0	0	0	0
5:00 PM	216	3	163	34	1	12	0	0	1	2	0	0	0	0
6:00 PM	130	2	90	26	0	3	1	0	3	5	0	0	0	0
7:00 PM	96	3	67	21	0	2	1	0	0	2	0	0	0	0
8:00 PM	77	3	59	5	2	4	1	0	1	2	0	0	0	0
9:00 PM	26	0	21	4	1	0	0	0	0	0	0	0	0	0
10:00 PM	19	0	16	3	0	0	0	0	0	0	0	0	0	0
11:00 PM	14	0	7	2	0	2	0	0	1	1	0	0	1	0
Total	2277	26	1580	367	68	145	10	2	39	36	0	1	3	0
%		1.1	69.4	16.1	3.0	6.4	0.4	0.1	1.7	1.6	0.0	0.0	0.1	0.0

Town : Northborough
 Street : Lyman Street
 Location : Lyman Street south of Bartlett Street

Site: 2021053
 5/19/2021
 Wednesday

Daily Classification

SB

Interval Start	Total	Motor Bikes	Cars & Trailers	2 Axle Long	Buses	2 Axle 6 Tire	3 Axle Single	4 Axle Single	<5 Axle Double	5 Axle Double	>6 Axle Double	<6 Axle Multi	6 Axle Multi	>6 Axle Multi
12:00 AM	15	0	12	3	0	0	0	0	0	0	0	0	0	0
1:00 AM	15	0	7	1	4	1	0	0	1	1	0	0	0	0
2:00 AM	7	0	6	1	0	0	0	0	0	0	0	0	0	0
3:00 AM	17	0	13	3	0	0	0	0	0	1	0	0	0	0
4:00 AM	22	0	14	2	1	0	1	0	2	2	0	0	0	0
5:00 AM	59	0	34	9	6	4	0	0	2	4	0	0	0	0
6:00 AM	85	0	59	8	5	9	2	0	2	0	0	0	0	0
7:00 AM	148	3	103	20	6	9	0	0	5	2	0	0	0	0
8:00 AM	129	3	87	27	4	6	0	0	1	1	0	0	0	0
9:00 AM	123	0	77	27	2	8	0	0	5	4	0	0	0	0
10:00 AM	106	0	60	26	1	10	1	0	3	5	0	0	0	0
11:00 AM	116	0	77	21	4	7	3	0	2	2	0	0	0	0
12:00 PM	128	2	86	23	2	10	0	0	4	1	0	0	0	0
1:00 PM	159	6	110	23	2	15	3	0	0	0	0	0	0	0
2:00 PM	190	1	127	32	13	12	1	0	4	0	0	0	0	0
3:00 PM	195	8	147	17	5	12	0	0	2	4	0	0	0	0
4:00 PM	208	3	150	30	4	16	1	0	2	2	0	0	0	0
5:00 PM	198	3	157	24	1	8	1	0	1	3	0	0	0	0
6:00 PM	111	4	82	17	1	1	0	0	3	3	0	0	0	0
7:00 PM	118	0	93	19	0	3	0	0	2	1	0	0	0	0
8:00 PM	54	1	40	6	0	2	1	0	0	4	0	0	0	0
9:00 PM	37	0	29	5	1	0	1	0	0	1	0	0	0	0
10:00 PM	19	0	12	2	0	0	1	0	2	2	0	0	0	0
11:00 PM	17	0	10	3	2	0	0	0	0	1	0	0	1	0
Total	2276	34	1592	349	64	133	16	0	43	44	0	0	1	0
%		1.5	69.9	15.3	2.8	5.8	0.7	0.0	1.9	1.9	0.0	0.0	0.0	0.0

Town : Northborough
 Street : Lyman Street
 Location : Lyman Street south of Bartlett Street

Site: 2021053
 5/20/2021
 Thursday

Daily Classification

SB

Interval Start	Total	Motor Bikes	Cars & Trailers	2 Axle Long	Buses	2 Axle 6 Tire	3 Axle Single	4 Axle Single	<5 Axle Double	5 Axle Double	>6 Axle Double	<6 Axle Multi	6 Axle Multi	>6 Axle Multi
12:00 AM	15	0	11	1	0	1	0	0	0	2	0	0	0	0
1:00 AM	14	0	10	1	2	1	0	0	0	0	0	0	0	0
2:00 AM	9	0	2	1	2	1	0	0	2	1	0	0	0	0
3:00 AM	13	0	9	2	0	0	0	0	0	2	0	0	0	0
4:00 AM	18	0	13	2	0	0	1	0	1	1	0	0	0	0
5:00 AM	56	2	41	5	2	2	1	0	1	2	0	0	0	0
6:00 AM	82	0	54	9	5	12	1	0	1	0	0	0	0	0
7:00 AM	150	3	100	26	10	6	0	0	2	2	0	1	0	0
8:00 AM	129	3	78	25	3	11	2	0	3	4	0	0	0	0
9:00 AM	109	1	79	16	2	5	0	0	2	4	0	0	0	0
10:00 AM	110	0	73	18	3	7	1	0	3	5	0	0	0	0
11:00 AM	113	1	75	26	1	7	0	0	2	1	0	0	0	0
12:00 PM	129	2	90	26	5	3	0	0	3	0	0	0	0	0
1:00 PM	163	1	125	21	4	5	0	0	4	3	0	0	0	0
2:00 PM	190	3	129	33	14	8	1	0	0	2	0	0	0	0
3:00 PM	176	3	121	30	5	11	2	0	1	3	0	0	0	0
4:00 PM	201	5	141	31	2	16	0	0	1	5	0	0	0	0
5:00 PM	193	4	144	24	5	14	1	0	0	1	0	0	0	0
6:00 PM	148	2	111	22	2	7	0	0	2	2	0	0	0	0
7:00 PM	102	0	73	16	3	6	0	0	2	2	0	0	0	0
8:00 PM	46	0	32	8	1	3	0	0	1	1	0	0	0	0
9:00 PM	30	0	24	2	1	2	0	0	0	1	0	0	0	0
10:00 PM	28	0	20	3	2	0	0	0	1	2	0	0	0	0
11:00 PM	16	0	13	1	0	0	0	0	0	1	0	0	1	0
Total	2240	30	1568	349	74	128	10	0	32	47	0	1	1	0
%		1.3	70.0	15.6	3.3	5.7	0.4	0.0	1.4	2.1	0.0	0.0	0.0	0.0

Town : Northborough
 Street : Lyman Street
 Location : Lyman Street south of Bartlett Street

Site: 2021053
 5/21/2021
 Friday

Daily Classification

SB

Interval Start	Total	Motor Bikes	Cars & Trailers	2 Axle Long	Buses	2 Axle 6 Tire	3 Axle Single	4 Axle Single	<5 Axle Double	5 Axle Double	>6 Axle Double	<6 Axle Multi	6 Axle Multi	>6 Axle Multi
12:00 AM	10	0	6	2	0	0	0	0	0	2	0	0	0	0
1:00 AM	13	0	11	0	1	1	0	0	0	0	0	0	0	0
2:00 AM	8	0	4	2	1	0	1	0	0	0	0	0	0	0
3:00 AM	15	0	8	3	1	0	0	0	2	1	0	0	0	0
4:00 AM	16	0	8	1	1	1	1	0	1	3	0	0	0	0
5:00 AM	64	0	44	7	4	6	1	0	1	1	0	0	0	0
6:00 AM	78	0	52	10	3	9	2	0	2	0	0	0	0	0
7:00 AM	137	0	95	21	7	6	2	0	4	2	0	0	0	0
8:00 AM	125	2	87	23	0	8	0	0	4	1	0	0	0	0
9:00 AM	129	2	89	18	4	10	0	0	5	1	0	0	0	0
10:00 AM	109	1	70	20	3	5	1	0	5	4	0	0	0	0
11:00 AM	127	1	84	24	0	12	2	0	2	2	0	0	0	0
12:00 PM	138	2	100	20	4	10	0	0	0	2	0	0	0	0
1:00 PM	143	3	96	23	5	10	2	0	2	2	0	0	0	0
2:00 PM	219	4	153	35	12	10	0	0	2	3	0	0	0	0
3:00 PM	179	1	135	24	7	8	0	0	1	3	0	0	0	0
4:00 PM	180	3	131	27	5	9	0	0	2	3	0	0	0	0
5:00 PM	169	1	134	22	1	8	0	0	1	2	0	0	0	0
6:00 PM	150	0	123	12	2	10	0	0	1	2	0	0	0	0
7:00 PM	128	2	94	22	3	3	0	0	1	3	0	0	0	0
8:00 PM	68	0	61	4	0	2	1	0	0	0	0	0	0	0
9:00 PM	31	0	18	10	0	2	0	0	0	1	0	0	0	0
10:00 PM	24	0	20	3	0	1	0	0	0	0	0	0	0	0
11:00 PM	28	1	20	3	1	1	0	0	0	1	0	0	1	0
Total	2288	23	1643	336	65	132	13	0	36	39	0	0	1	0
%		1.0	71.8	14.7	2.8	5.8	0.6	0.0	1.6	1.7	0.0	0.0	0.0	0.0

Town : Northborough
 Street : Lyman Street
 Location : Lyman Street south of Bartlett Street

Site: 2021053
 5/22/2021
 Saturday

Daily Classification

SB

Interval Start	Total	Motor Bikes	Cars & Trailers	2 Axle Long	Buses	2 Axle 6 Tire	3 Axle Single	4 Axle Single	<5 Axle Double	5 Axle Double	>6 Axle Double	<6 Axle Multi	6 Axle Multi	>6 Axle Multi
12:00 AM	19	0	15	3	0	0	0	0	0	1	0	0	0	0
1:00 AM	10	0	8	1	1	0	0	0	0	0	0	0	0	0
2:00 AM	5	0	2	1	1	0	0	0	0	0	0	0	1	0
3:00 AM	4	0	4	0	0	0	0	0	0	0	0	0	0	0
4:00 AM	11	0	7	1	0	0	1	0	2	0	0	0	0	0
5:00 AM	13	0	11	2	0	0	0	0	0	0	0	0	0	0
6:00 AM	34	0	23	6	0	4	0	0	0	1	0	0	0	0
7:00 AM	46	0	37	5	1	2	1	0	0	0	0	0	0	0
8:00 AM	68	0	58	7	0	1	1	0	1	0	0	0	0	0
9:00 AM	85	0	65	13	1	5	0	0	0	1	0	0	0	0
10:00 AM	92	1	68	15	0	7	0	0	1	0	0	0	0	0
11:00 AM	118	2	86	19	2	8	0	0	0	1	0	0	0	0
12:00 PM	100	1	86	4	0	8	0	0	0	1	0	0	0	0
1:00 PM	116	2	97	13	1	3	0	0	0	0	0	0	0	0
2:00 PM	100	0	80	11	4	3	0	0	1	1	0	0	0	0
3:00 PM	96	1	79	13	1	1	0	0	0	1	0	0	0	0
4:00 PM	70	1	55	9	1	3	0	0	1	0	0	0	0	0
5:00 PM	73	2	58	10	1	2	0	0	0	0	0	0	0	0
6:00 PM	64	0	51	10	0	2	0	0	0	1	0	0	0	0
7:00 PM	47	2	36	8	0	1	0	0	0	0	0	0	0	0
8:00 PM	33	0	26	5	0	1	0	0	0	1	0	0	0	0
9:00 PM	25	0	21	3	0	1	0	0	0	0	0	0	0	0
10:00 PM	19	0	15	3	1	0	0	0	0	0	0	0	0	0
11:00 PM	22	0	18	3	0	1	0	0	0	0	0	0	0	0
Total	1270	12	1006	165	15	53	3	0	6	9	0	0	1	0
%		0.9	79.2	13.0	1.2	4.2	0.2	0.0	0.5	0.7	0.0	0.0	0.1	0.0

Town : Northborough
 Street : Lyman Street
 Location : Lyman Street south of Bartlett Street

Site: 2021053
 5/23/2021
 Sunday

Daily Classification

SB

Interval Start	Total	Motor Bikes	Cars & Trailers	2 Axle Long	Buses	2 Axle 6 Tire	3 Axle Single	4 Axle Single	<5 Axle Double	5 Axle Double	>6 Axle Double	<6 Axle Multi	6 Axle Multi	>6 Axle Multi
12:00 AM	12	0	11	0	0	0	0	0	0	1	0	0	0	0
1:00 AM	4	0	3	0	1	0	0	0	0	0	0	0	0	0
2:00 AM	4	0	3	1	0	0	0	0	0	0	0	0	0	0
3:00 AM	3	0	2	0	0	1	0	0	0	0	0	0	0	0
4:00 AM	7	0	6	1	0	0	0	0	0	0	0	0	0	0
5:00 AM	6	0	4	1	0	0	0	0	0	1	0	0	0	0
6:00 AM	12	0	10	1	0	0	0	0	1	0	0	0	0	0
7:00 AM	32	0	26	4	0	2	0	0	0	0	0	0	0	0
8:00 AM	37	0	27	4	1	4	0	0	1	0	0	0	0	0
9:00 AM	54	0	40	7	0	6	0	0	0	1	0	0	0	0
10:00 AM	73	2	56	11	0	4	0	0	0	0	0	0	0	0
11:00 AM	91	2	69	16	0	1	0	0	2	1	0	0	0	0
12:00 PM	77	1	59	16	0	1	0	0	0	0	0	0	0	0
1:00 PM	100	1	79	15	0	5	0	0	0	0	0	0	0	0
2:00 PM	90	1	70	13	0	6	0	0	0	0	0	0	0	0
3:00 PM	86	2	65	14	0	5	0	0	0	0	0	0	0	0
4:00 PM	45	0	36	5	0	2	0	0	1	0	0	0	1	0
5:00 PM	65	0	48	12	1	4	0	0	0	0	0	0	0	0
6:00 PM	45	0	37	5	0	1	1	0	0	1	0	0	0	0
7:00 PM	48	2	34	10	2	0	0	0	0	0	0	0	0	0
8:00 PM	40	0	28	6	3	3	0	0	0	0	0	0	0	0
9:00 PM	9	0	9	0	0	0	0	0	0	0	0	0	0	0
10:00 PM	13	0	8	3	1	1	0	0	0	0	0	0	0	0
11:00 PM	10	0	8	1	0	1	0	0	0	0	0	0	0	0
Total	963	11	738	146	9	47	1	0	5	5	0	0	1	0
%		1.1	76.6	15.2	0.9	4.9	0.1	0.0	0.5	0.5	0.0	0.0	0.1	0.0

Town : Northborough
 Street : Lyman Street
 Location : Lyman Street south of Bartlett Street

Site: 2021053
 5/24/2021
 Monday

Daily Classification

SB

Interval Start	Total	Motor Bikes	Cars & Trailers	2 Axle Long	Buses	2 Axle 6 Tire	3 Axle Single	4 Axle Single	<5 Axle Double	5 Axle Double	>6 Axle Double	<6 Axle Multi	6 Axle Multi	>6 Axle Multi
12:00 AM	12	0	10	1	0	0	0	0	0	1	0	0	0	0
1:00 AM	13	0	8	1	2	1	0	0	1	0	0	0	0	0
2:00 AM	8	0	4	0	3	0	0	0	0	1	0	0	0	0
3:00 AM	10	0	8	2	0	0	0	0	0	0	0	0	0	0
4:00 AM	17	0	10	1	0	2	0	0	1	3	0	0	0	0
5:00 AM	50	0	34	6	5	3	1	0	1	0	0	0	0	0
6:00 AM	86	3	52	14	5	8	2	0	2	0	0	0	0	0
7:00 AM	138	1	99	22	5	7	1	0	2	1	0	0	0	0
8:00 AM	147	2	100	28	4	8	2	0	2	1	0	0	0	0
9:00 AM	102	0	67	16	3	9	1	0	4	2	0	0	0	0
10:00 AM	127	1	79	22	10	7	3	0	4	1	0	0	0	0
11:00 AM	135	1	96	18	7	11	0	0	2	0	0	0	0	0
12:00 PM	136	1	84	34	4	11	0	0	0	2	0	0	0	0
1:00 PM	161	2	105	30	3	14	1	0	3	3	0	0	0	0
2:00 PM	160	1	114	27	3	8	1	0	2	4	0	0	0	0
3:00 PM	172	4	117	25	4	16	2	0	0	4	0	0	0	0
4:00 PM	179	0	131	23	4	15	0	0	2	4	0	0	0	0
5:00 PM	213	6	160	28	6	9	1	0	0	3	0	0	0	0
6:00 PM	121	1	92	12	2	8	1	0	2	3	0	0	0	0
7:00 PM	117	1	91	13	2	3	2	0	3	2	0	0	0	0
8:00 PM	45	0	33	5	1	2	0	0	0	4	0	0	0	0
9:00 PM	27	0	23	2	0	0	0	0	0	2	0	0	0	0
10:00 PM	24	1	17	1	0	1	1	0	2	1	0	0	0	0
11:00 PM	14	0	10	2	1	0	0	0	1	0	0	0	0	0
Total	2214	25	1544	333	74	143	19	0	34	42	0	0	0	0
%		1.1	69.7	15.0	3.3	6.5	0.9	0.0	1.5	1.9	0.0	0.0	0.0	0.0

Town : Northborough
 Street : Lyman Street
 Location : Lyman Street south of Bartlett Street

Site: 2021053
 5/25/2021
 Tuesday

Daily Classification

SB

Interval Start	Total	Motor Bikes	Cars & Trailers	2 Axle Long	Buses	2 Axle 6 Tire	3 Axle Single	4 Axle Single	<5 Axle Double	5 Axle Double	>6 Axle Double	<6 Axle Multi	6 Axle Multi	>6 Axle Multi
12:00 AM	8	0	5	1	0	0	0	0	0	2	0	0	0	0
1:00 AM	18	0	12	1	1	1	0	0	1	2	0	0	0	0
2:00 AM	13	0	6	0	2	1	0	0	1	2	0	1	0	0
3:00 AM	7	0	3	2	0	0	0	0	2	0	0	0	0	0
4:00 AM	27	1	17	3	1	0	1	0	2	2	0	0	0	0
5:00 AM	53	0	31	8	3	4	0	0	2	5	0	0	0	0
6:00 AM	91	0	67	11	6	5	2	0	0	0	0	0	0	0
7:00 AM	136	2	91	21	7	12	1	0	1	1	0	0	0	0
8:00 AM	128	2	88	22	1	10	1	0	2	2	0	0	0	0
9:00 AM	115	1	70	20	4	11	1	0	6	2	0	0	0	0
10:00 AM	96	0	66	13	5	5	0	0	5	2	0	0	0	0
11:00 AM	118	2	81	18	4	7	0	0	4	2	0	0	0	0
12:00 PM	129	3	83	22	5	6	1	0	5	4	0	0	0	0
1:00 PM	137	6	95	15	4	13	1	0	1	2	0	0	0	0
2:00 PM	192	2	129	32	9	15	1	0	1	3	0	0	0	0
3:00 PM	172	3	128	24	1	13	0	0	1	2	0	0	0	0
4:00 PM	207	4	159	26	2	11	0	0	2	3	0	0	0	0
5:00 PM	201	7	154	24	5	8	1	0	1	1	0	0	0	0
6:00 PM	149	1	115	23	2	7	0	0	1	0	0	0	0	0
7:00 PM	93	1	73	10	2	1	1	0	2	3	0	0	0	0
8:00 PM	56	3	44	6	1	1	0	0	0	1	0	0	0	0
9:00 PM	34	0	27	3	0	0	0	0	1	3	0	0	0	0
10:00 PM	24	0	15	5	0	0	0	0	1	3	0	0	0	0
11:00 PM	13	0	8	2	0	1	0	0	1	0	0	0	1	0
Total	2217	38	1567	312	65	132	11	0	43	47	0	1	1	0
%		1.7	70.7	14.1	2.9	6.0	0.5	0.0	1.9	2.1	0.0	0.0	0.0	0.0

Town : Northborough
 Street : Lyman Street
 Location : Lyman Street south of Bartlett Street

Site: 2021053
 5/26/2021
 Wednesday

Daily Classification

SB

Interval Start	Total	Motor Bikes	Cars & Trailers	2 Axle Long	Buses	2 Axle 6 Tire	3 Axle Single	4 Axle Single	<5 Axle Double	5 Axle Double	>6 Axle Double	<6 Axle Multi	6 Axle Multi	>6 Axle Multi
12:00 AM	20	0	20	0	0	0	0	0	0	0	0	0	0	0
1:00 AM	13	0	8	1	2	1	0	0	0	1	0	0	0	0
2:00 AM	7	0	5	0	0	0	0	0	0	2	0	0	0	0
3:00 AM	9	0	5	2	0	0	0	0	1	1	0	0	0	0
4:00 AM	24	0	17	4	0	1	1	0	0	1	0	0	0	0
5:00 AM	53	0	31	6	4	7	0	0	4	1	0	0	0	0
6:00 AM	84	0	56	12	5	9	1	0	1	0	0	0	0	0
7:00 AM	140	2	93	22	7	12	1	0	1	2	0	0	0	0
8:00 AM	142	3	97	25	0	8	0	0	5	4	0	0	0	0
9:00 AM	110	1	73	22	3	6	2	0	0	3	0	0	0	0
10:00 AM	103	0	69	20	6	5	1	0	1	1	0	0	0	0
11:00 AM	129	0	88	28	1	7	0	0	3	2	0	0	0	0
12:00 PM	128	2	91	23	3	6	0	0	2	1	0	0	0	0
1:00 PM	140	1	105	17	2	7	3	0	0	5	0	0	0	0
2:00 PM	209	1	144	29	12	17	1	0	4	1	0	0	0	0
3:00 PM	190	1	139	25	6	15	1	0	1	2	0	0	0	0
4:00 PM	212	2	151	35	4	15	0	0	2	3	0	0	0	0
5:00 PM	180	2	133	25	1	14	1	0	1	3	0	0	0	0
6:00 PM	133	0	103	16	1	8	0	0	2	3	0	0	0	0
7:00 PM	106	0	86	12	1	3	1	0	1	2	0	0	0	0
8:00 PM	35	1	25	5	1	1	1	0	0	1	0	0	0	0
9:00 PM	19	1	11	2	3	1	0	0	0	1	0	0	0	0
10:00 PM	14	0	10	0	2	1	0	0	1	0	0	0	0	0
11:00 PM	8	0	2	1	2	0	0	0	1	0	1	0	1	0
Total	2208	17	1562	332	66	144	14	0	31	40	1	0	1	0
%		0.8	70.7	15.0	3.0	6.5	0.6	0.0	1.4	1.8	0.0	0.0	0.0	0.0

Town : Northborough
 Street : Lyman Street
 Location : Lyman Street south of Bartlett Street

Site: 2021053
 5/27/2021
 Thursday

Daily Classification

SB

Interval Start	Total	Motor Bikes	Cars & Trailers	2 Axle Long	Buses	2 Axle 6 Tire	3 Axle Single	4 Axle Single	<5 Axle Double	5 Axle Double	>6 Axle Double	<6 Axle Multi	6 Axle Multi	>6 Axle Multi
12:00 AM	1	0	0	0	1	0	0	0	0	0	0	0	0	0
1:00 AM	6	0	3	0	1	1	0	0	0	1	0	0	0	0
2:00 AM	8	0	3	0	1	2	0	0	1	0	0	1	0	0
3:00 AM	13	0	9	3	0	0	0	0	1	0	0	0	0	0
4:00 AM	28	0	14	5	2	1	3	0	2	1	0	0	0	0
5:00 AM	44	0	29	7	2	2	0	0	1	3	0	0	0	0
6:00 AM	96	2	64	10	5	12	1	0	0	2	0	0	0	0
7:00 AM	164	1	121	24	4	9	0	0	3	2	0	0	0	0
8:00 AM	158	1	108	37	1	4	1	0	4	2	0	0	0	0
9:00 AM	120	2	75	23	4	10	1	0	3	2	0	0	0	0
10:00 AM	124	0	76	26	4	13	0	0	2	3	0	0	0	0
11:00 AM	121	0	76	28	1	8	0	0	4	4	0	0	0	0
12:00 PM	122	0	90	19	4	5	0	0	1	3	0	0	0	0
1:00 PM	143	3	98	25	3	8	1	0	1	4	0	0	0	0
2:00 PM	213	2	164	26	12	6	0	0	3	0	0	0	0	0
3:00 PM	164	3	119	23	3	13	1	0	1	1	0	0	0	0
4:00 PM	226	3	172	32	1	15	0	0	1	2	0	0	0	0
5:00 PM	194	0	158	19	4	11	0	0	1	1	0	0	0	0
6:00 PM	125	3	94	19	0	4	1	0	1	3	0	0	0	0
7:00 PM	101	1	78	10	2	6	0	0	1	3	0	0	0	0
8:00 PM	57	0	45	6	0	1	0	0	1	4	0	0	0	0
9:00 PM	52	0	44	5	0	2	1	0	0	0	0	0	0	0
10:00 PM	53	2	40	7	0	0	0	0	1	3	0	0	0	0
11:00 PM	24	0	20	2	1	0	0	0	0	0	0	0	1	0
Total	2357	23	1700	356	56	133	10	0	33	44	0	1	1	0
%		1.0	72.1	15.1	2.4	5.6	0.4	0.0	1.4	1.9	0.0	0.0	0.0	0.0

Town : Northborough
 Street : Lyman Street
 Location : Lyman Street south of Bartlett Street

Site: 2021053
 5/28/2021
 Friday

Daily Classification

SB															
Interval Start	Total	Motor Bikes	Cars & Trailers	2 Axle Long	Buses	2 Axle 6 Tire	3 Axle Single	4 Axle Single	<5 Axle Double	5 Axle Double	>6 Axle Double	<6 Axle Multi	6 Axle Multi	>6 Axle Multi	
12:00 AM	15	0	11	1	2	0	0	0	0	1	0	0	0	0	
1:00 AM	12	0	8	0	1	1	0	0	1	1	0	0	0	0	
2:00 AM	12	0	4	2	2	0	0	0	2	2	0	0	0	0	
3:00 AM	11	0	7	3	0	0	0	0	0	1	0	0	0	0	
4:00 AM	23	0	15	3	0	2	0	0	2	1	0	0	0	0	
5:00 AM	51	0	34	8	3	2	2	0	2	0	0	0	0	0	
6:00 AM	83	0	55	11	5	10	2	0	0	0	0	0	0	0	
7:00 AM	155	2	99	27	4	15	0	0	3	5	0	0	0	0	
8:00 AM	126	0	88	24	1	8	1	0	1	3	0	0	0	0	
9:00 AM	112	2	73	26	1	5	1	0	1	3	0	0	0	0	
10:00 AM	98	1	59	16	2	13	1	0	4	2	0	0	0	0	
11:00 AM	113	0	79	16	4	10	0	0	4	0	0	0	0	0	
12:00 PM	140	4	101	22	2	7	1	0	2	1	0	0	0	0	
1:00 PM	157	1	108	28	5	11	1	0	1	2	0	0	0	0	
2:00 PM	217	3	149	34	11	16	0	0	2	2	0	0	0	0	
3:00 PM	190	1	143	27	2	11	1	0	3	2	0	0	0	0	
4:00 PM	177	0	135	19	5	16	0	0	1	1	0	0	0	0	
5:00 PM	152	1	123	17	2	7	0	0	1	1	0	0	0	0	
6:00 PM	114	1	88	18	1	2	1	0	1	2	0	0	0	0	
7:00 PM	39	0	26	9	1	3	0	0	0	0	0	0	0	0	
8:00 PM	4	2	0	0	1	1	0	0	0	0	0	0	0	0	
9:00 PM	0	0	0	0	0	0	0	0	0	0	0	0	0	0	
10:00 PM	1	0	0	0	1	0	0	0	0	0	0	0	0	0	
11:00 PM	0	0	0	0	0	0	0	0	0	0	0	0	0	0	
Total	2002	18	1405	311	56	140	11	0	31	30	0	0	0	0	
%		0.9	70.2	15.5	2.8	7.0	0.5	0.0	1.5	1.5	0.0	0.0	0.0	0.0	

Town : Northborough
 Street : Lyman Street
 Location : Lyman Street south of Bartlett Street

Site: 2021053
 5/29/2021
 Saturday

Daily Classification

SB

Interval Start	Total	Motor Bikes	Cars & Trailers	2 Axle Long	Buses	2 Axle 6 Tire	3 Axle Single	4 Axle Single	<5 Axle Double	5 Axle Double	>6 Axle Double	<6 Axle Multi	6 Axle Multi	>6 Axle Multi
12:00 AM	0	0	0	0	0	0	0	0	0	0	0	0	0	0
1:00 AM	0	0	0	0	0	0	0	0	0	0	0	0	0	0
2:00 AM	1	0	0	0	0	1	0	0	0	0	0	0	0	0
3:00 AM	0	0	0	0	0	0	0	0	0	0	0	0	0	0
4:00 AM	1	0	0	0	0	0	1	0	0	0	0	0	0	0
5:00 AM	0	0	0	0	0	0	0	0	0	0	0	0	0	0
6:00 AM	0	0	0	0	0	0	0	0	0	0	0	0	0	0
7:00 AM	0	0	0	0	0	0	0	0	0	0	0	0	0	0
8:00 AM	2	0	1	0	0	1	0	0	0	0	0	0	0	0
9:00 AM	2	0	1	1	0	0	0	0	0	0	0	0	0	0
10:00 AM	7	0	0	5	1	1	0	0	0	0	0	0	0	0
11:00 AM	5	0	1	2	1	1	0	0	0	0	0	0	0	0
12:00 PM	0	0	0	0	0	0	0	0	0	0	0	0	0	0
1:00 PM	1	0	0	1	0	0	0	0	0	0	0	0	0	0
2:00 PM	0	0	0	0	0	0	0	0	0	0	0	0	0	0
3:00 PM	1	0	0	0	0	1	0	0	0	0	0	0	0	0
4:00 PM	54	1	36	11	0	6	0	0	0	0	0	0	0	0
5:00 PM	65	0	43	15	3	4	0	0	0	0	0	0	0	0
6:00 PM	67	0	54	7	1	5	0	0	0	0	0	0	0	0
7:00 PM	51	0	42	6	1	2	0	0	0	0	0	0	0	0
8:00 PM	30	0	25	4	0	1	0	0	0	0	0	0	0	0
9:00 PM	14	0	10	2	0	0	0	0	0	1	1	0	0	0
10:00 PM	14	0	13	0	0	0	0	0	1	0	0	0	0	0
11:00 PM	9	0	8	1	0	0	0	0	0	0	0	0	0	0
Total	324	1	234	55	7	23	1	0	1	1	1	0	0	0
%		0.3	72.2	17.0	2.2	7.1	0.3	0.0	0.3	0.3	0.3	0.0	0.0	0.0

Town : Northborough
 Street : Lyman Street
 Location : Lyman Street south of Bartlett Street

Site: 2021053
 5/30/2021
 Sunday

Daily Classification

SB

Interval Start	Total	Motor Bikes	Cars & Trailers	2 Axle Long	Buses	2 Axle 6 Tire	3 Axle Single	4 Axle Single	<5 Axle Double	5 Axle Double	>6 Axle Double	<6 Axle Multi	6 Axle Multi	>6 Axle Multi
12:00 AM	13	2	9	0	0	0	0	1	0	1	0	0	0	0
1:00 AM	6	0	4	0	1	0	0	0	0	1	0	0	0	0
2:00 AM	2	0	2	0	0	0	0	0	0	0	0	0	0	0
3:00 AM	7	0	7	0	0	0	0	0	0	0	0	0	0	0
4:00 AM	5	0	3	0	0	1	0	0	0	1	0	0	0	0
5:00 AM	3	0	2	1	0	0	0	0	0	0	0	0	0	0
6:00 AM	14	0	11	2	0	1	0	0	0	0	0	0	0	0
7:00 AM	24	0	21	3	0	0	0	0	0	0	0	0	0	0
8:00 AM	29	0	23	6	0	0	0	0	0	0	0	0	0	0
9:00 AM	34	0	25	6	0	2	0	0	0	1	0	0	0	0
10:00 AM	43	0	33	5	0	4	0	0	0	0	0	1	0	0
11:00 AM	62	0	46	11	0	3	0	0	0	2	0	0	0	0
12:00 PM	23	0	18	2	0	2	0	0	0	1	0	0	0	0
1:00 PM	27	0	19	5	0	2	0	0	0	0	0	0	1	0
2:00 PM	7	0	3	3	0	1	0	0	0	0	0	0	0	0
3:00 PM	9	0	6	0	0	3	0	0	0	0	0	0	0	0
4:00 PM	0	0	0	0	0	0	0	0	0	0	0	0	0	0
5:00 PM	0	0	0	0	0	0	0	0	0	0	0	0	0	0
6:00 PM	0	0	0	0	0	0	0	0	0	0	0	0	0	0
7:00 PM	0	0	0	0	0	0	0	0	0	0	0	0	0	0
8:00 PM	0	0	0	0	0	0	0	0	0	0	0	0	0	0
9:00 PM	0	0	0	0	0	0	0	0	0	0	0	0	0	0
10:00 PM	0	0	0	0	0	0	0	0	0	0	0	0	0	0
11:00 PM	0	0	0	0	0	0	0	0	0	0	0	0	0	0
Total	308	2	232	44	1	19	0	1	0	7	0	1	1	0
%		0.6	75.3	14.3	0.3	6.2	0.0	0.3	0.0	2.3	0.0	0.3	0.3	0.0

Town : Northborough
 Street : Lyman Street
 Location : Lyman Street south of Bartlett Street

Site: 2021053
 5/31/2021
 Monday

Daily Classification

SB

Interval Start	Total	Motor Bikes	Cars & Trailers	2 Axle Long	Buses	2 Axle 6 Tire	3 Axle Single	4 Axle Single	<5 Axle Double	5 Axle Double	>6 Axle Double	<6 Axle Multi	6 Axle Multi	>6 Axle Multi
12:00 AM	2	0	0	0	1	1	0	0	0	0	0	0	0	0
1:00 AM	0	0	0	0	0	0	0	0	0	0	0	0	0	0
2:00 AM	2	0	0	0	1	1	0	0	0	0	0	0	0	0
3:00 AM	1	0	0	0	0	0	1	0	0	0	0	0	0	0
4:00 AM	0	0	0	0	0	0	0	0	0	0	0	0	0	0
5:00 AM	1	0	0	0	1	0	0	0	0	0	0	0	0	0
6:00 AM	1	0	0	1	0	0	0	0	0	0	0	0	0	0
7:00 AM	0	0	0	0	0	0	0	0	0	0	0	0	0	0
8:00 AM	0	0	0	0	0	0	0	0	0	0	0	0	0	0
9:00 AM	0	0	0	0	0	0	0	0	0	0	0	0	0	0
10:00 AM	11	0	3	5	1	2	0	0	0	0	0	0	0	0
11:00 AM	78	0	65	8	0	4	1	0	0	0	0	0	0	0
12:00 PM	69	0	59	6	0	4	0	0	0	0	0	0	0	0
1:00 PM	84	0	74	8	1	1	0	0	0	0	0	0	0	0
2:00 PM	82	0	69	9	2	2	0	0	0	0	0	0	0	0
3:00 PM	73	1	58	10	1	3	0	0	0	0	0	0	0	0
4:00 PM	69	1	53	9	2	4	0	0	0	0	0	0	0	0
5:00 PM	43	0	31	8	0	4	0	0	0	0	0	0	0	0
6:00 PM	54	0	47	5	0	2	0	0	0	0	0	0	0	0
7:00 PM	67	0	53	8	0	3	0	0	0	3	0	0	0	0
8:00 PM	37	0	34	2	0	0	1	0	0	0	0	0	0	0
9:00 PM	12	0	9	0	1	1	0	0	0	1	0	0	0	0
10:00 PM	14	0	14	0	0	0	0	0	0	0	0	0	0	0
11:00 PM	13	0	11	1	0	0	0	0	1	0	0	0	0	0
Total	713	2	580	80	11	32	3	0	1	4	0	0	0	0
%		0.3	81.3	11.2	1.5	4.5	0.4	0.0	0.1	0.6	0.0	0.0	0.0	0.0

Town : Northborough
 Street : Lyman Street
 Location : Lyman Street south of Bartlett Street

Site: 2021053
 6/1/2021
 Tuesday

Daily Classification

SB

Interval Start	Total	Motor Bikes	Cars & Trailers	2 Axle Long	Buses	2 Axle 6 Tire	3 Axle Single	4 Axle Single	<5 Axle Double	5 Axle Double	>6 Axle Double	<6 Axle Multi	6 Axle Multi	>6 Axle Multi
12:00 AM	15	0	11	2	0	0	0	0	1	0	0	0	1	0
1:00 AM	8	0	7	1	0	0	0	0	0	0	0	0	0	0
2:00 AM	4	0	1	0	3	0	0	0	0	0	0	0	0	0
3:00 AM	14	0	9	4	0	0	0	0	0	1	0	0	0	0
4:00 AM	22	0	14	2	1	1	1	0	3	0	0	0	0	0
5:00 AM	48	0	31	9	3	2	1	0	1	1	0	0	0	0
6:00 AM	101	1	61	20	6	11	0	0	0	2	0	0	0	0
7:00 AM	177	4	120	28	4	11	2	0	7	1	0	0	0	0
8:00 AM	126	3	80	24	3	10	0	0	2	4	0	0	0	0
Total	515	8	334	90	20	35	4	0	14	9	0	0	1	0
%		1.6	64.9	17.5	3.9	6.8	0.8	0.0	2.7	1.7	0.0	0.0	0.2	0.0

Town : Northborough
 Street : Lyman Street
 Location : Lyman Street south of Bartlett Street

Site: 2021053

Speed Statistics Per Day

Combined Channels									
mph	Mon 5/17/2021	Tue 5/18/2021	Wed 5/19/2021	Thu 5/20/2021	Fri 5/21/2021	Sat 5/22/2021	Sun 5/23/2021	Mon 5/24/2021	Tue 5/25/2021
Count	3295	4740	4787	4742	4890	2802	2137	4800	4871
Minimum	10.4	10.0	10.1	10.3	10.1	10.9	10.3	10.0	10.2
Maximum	81.7	88.2	83.8	89.2	69.6	75.3	69.6	82.5	86.7
Average	37.1	36.8	37.4	37.2	37.2	37.9	38.0	37.0	37.4
Median	37.7	37.6	37.8	37.7	37.6	38.3	38.5	37.7	37.8
<u>Pace Range</u>	33.4 - 43.4	32.2 - 42.2	33.2 - 43.2	33.1 - 43.1	33.1 - 43.1	34.0 - 44.0	33.9 - 43.9	32.8 - 42.8	33.2 - 43.2
Count	2305	3236	3423	3315	3318	1947	1525	3298	3335
	70%	68%	72%	70%	68%	69%	71%	69%	68%
<u>Percentiles</u>									
10 %	30.0	29.7	30.7	30.3	30.1	31.2	31.5	30.1	30.3
15 %	32.0	31.6	32.6	32.3	32.0	33.1	33.3	32.2	32.2
50 %	37.7	37.6	37.8	37.7	37.6	38.3	38.5	37.7	37.8
85 %	42.5	42.3	42.6	42.6	42.6	43.3	43.2	42.7	42.8
90 %	43.6	43.6	43.6	43.8	43.9	44.4	44.4	43.9	44.2
<u>Speeds Exceeded</u>									
25	3141 95%	4478 94%	4598 96%	4528 95%	4663 95%	2709 97%	2052 96%	4537 95%	4656 96%
35	2339 71%	3229 68%	3489 73%	3364 71%	3417 70%	2082 74%	1648 77%	3333 69%	3489 72%
45	213 6%	300 6%	292 6%	309 7%	353 7%	226 8%	169 8%	328 7%	373 8%
55	9 0.3%	15 0%	12 0%	29 1%	21 0%	8 0.3%	5 0.2%	24 1%	23 0%
65	4 0.1%	5 0.1%	5 0.1%	9 0.2%	4 0.1%	1 0.0%	1 0.0%	5 0.1%	7 0.1%
75	2 0.1%	1 0.0%	1 0.0%	7 0.1%	0 0%	1 0.0%	0 0%	1 0.0%	3 0.1%

Town : Northborough
 Street : Lyman Street
 Location : Lyman Street south of Bartlett Street

Site: 2021053

Speed Statistics Per Day

Combined Channels							
mph	Wed 5/26/2021	Thu 5/27/2021	Fri 5/28/2021	Sat 5/29/2021	Sun 5/30/2021	Mon 5/31/2021	Tue 6/1/2021
Count	4768	5001	4939	1501	1292	1861	1235
Minimum	10.0	10.5	10.2	11.8	11.5	10.4	10.9
Maximum	86.6	67.8	87.4	80.7	78.9	87.6	89.2
Average	37.2	37.0	37.1	38.4	38.2	38.7	37.5
Median	37.7	37.6	37.3	38.9	38.5	38.8	37.5
<u>Pace Range</u>	33.1 - 43.1	32.8 - 42.8	31.8 - 41.8	34.4 - 44.4	33.3 - 43.3	33.7 - 43.7	33.3 - 43.3
Count	3253	3431	3195	1058	879	1225	725
	68%	69%	65%	70%	68%	66%	59%
<u>Percentiles</u>							
10 %	30.2	30.1	30.0	31.6	31.6	31.9	29.2
15 %	32.0	31.9	31.6	33.4	33.1	33.4	31.3
50 %	37.7	37.6	37.3	38.9	38.4	38.8	37.5
85 %	42.7	42.5	43.1	43.6	43.7	44.6	44.1
90 %	43.9	43.7	44.6	44.7	45.1	46.3	46.0
<u>Speeds Exceeded</u>							
25	4543	4765	4718	1452	1240	1797	1176
	95%	95%	96%	97%	96%	97%	95%
35	3346	3468	3286	1165	981	1412	823
	70%	69%	67%	78%	76%	76%	67%
45	311	323	438	133	134	249	150
	7%	6%	9%	9%	10%	13%	12%
55	17	12	25	9	11	24	13
	0%	0%	1%	0.6%	1%	1%	1%
65	2	1	3	3	2	5	3
	0.0%	0.0%	0.1%	0.2%	0.2%	0.3%	0.2%
75	2	0	2	2	1	4	3
	0.0%	0%	0.0%	0.1%	0.1%	0.2%	0.2%

Town : Northborough
 Street : Lyman Street
 Location : Lyman Street south of Bartlett Street

Site: 2021053

Weekly Volume

Interval Start	Mon 5/17/2021		Tue 5/18/2021		Wed 5/19/2021		Thu 5/20/2021		Fri 5/21/2021		Sat 5/22/2021		Sun 5/23/2021		Mon - Fri Average		Weekly Average	
	NB	SB	NB	SB	NB	SB	NB	SB	NB	SB	NB	SB	NB	SB	NB	SB	NB	SB
12:00 AM	-	-	17	14	16	15	22	15	29	10	13	19	15	12	21.0	13.5	18.7	14.2
1:00 AM	-	-	17	14	11	15	11	14	6	13	13	10	2	4	11.3	14.0	10.0	11.7
2:00 AM	-	-	7	8	7	7	5	9	2	8	13	5	4	4	5.3	8.0	6.3	6.8
3:00 AM	-	-	13	15	8	17	6	13	11	15	5	4	2	3	9.5	15.0	7.5	11.2
4:00 AM	-	-	15	17	17	22	15	18	16	16	13	11	2	7	15.8	18.3	13.0	15.2
5:00 AM	-	-	32	50	45	59	37	56	30	64	10	13	6	6	36.0	57.3	26.7	41.3
6:00 AM	-	-	121	87	118	85	114	82	109	78	16	34	9	12	115.5	83.0	81.2	63.0
7:00 AM	-	-	200	149	215	148	202	150	218	137	52	46	24	32	208.8	146.0	151.8	110.3
8:00 AM	-	-	162	131	185	129	159	129	146	125	95	68	47	37	163.0	128.5	132.3	103.2
9:00 AM	28	27	95	119	131	123	125	109	146	129	77	85	57	54	124.3	120.0	105.2	103.2
10:00 AM	103	122	117	124	104	106	106	110	130	109	91	92	74	73	112.0	114.2	103.6	105.1
11:00 AM	130	94	124	99	125	116	145	113	146	127	122	118	81	91	134.0	109.8	124.7	108.3
12:00 PM	139	127	143	120	133	128	141	129	159	138	114	100	104	77	143.0	128.4	133.3	117.0
1:00 PM	168	131	191	146	170	159	158	163	140	143	108	116	104	100	165.4	148.4	148.4	136.9
2:00 PM	202	197	193	216	194	190	214	190	194	219	149	100	95	90	199.4	202.4	177.3	171.7
3:00 PM	196	179	177	191	217	195	202	176	206	179	125	96	112	86	199.6	184.0	176.4	157.4
4:00 PM	160	186	184	199	187	208	188	201	228	180	123	70	104	45	189.4	194.8	167.7	155.6
5:00 PM	199	184	180	216	191	198	183	193	215	169	101	73	87	65	193.6	192.0	165.1	156.9
6:00 PM	139	121	156	130	135	111	146	148	149	150	69	64	90	45	145.0	132.0	126.3	109.9
7:00 PM	120	107	126	96	109	118	140	102	131	128	73	47	54	48	125.2	110.2	107.6	92.3
8:00 PM	71	59	97	77	102	54	80	46	86	68	68	33	55	40	87.2	60.8	79.9	53.9
9:00 PM	45	36	40	26	43	37	52	30	43	31	35	25	26	9	44.6	32.0	40.6	27.7
10:00 PM	26	17	24	19	31	19	35	28	32	24	25	19	11	13	29.6	21.4	26.3	19.9
11:00 PM	19	18	32	14	17	17	16	16	30	28	22	22	9	10	22.8	18.6	20.7	17.9
Totals	1745	1605	2463	2277	2511	2276	2502	2240	2602	2288	1532	1270	1174	963	2501.1	2252.5	2150.5	1910.3
Combined	3350		4740		4787		4742		4890		2802		2137		4753.6		4060.8	
Split (%)	52.1	47.9	52.0	48.0	52.5	47.5	52.8	47.2	53.2	46.8	54.7	45.3	54.9	45.1	52.6	47.4	53.0	47.0

Peak Hours

12:00 AM - 12:00 PM	11:00 AM	10:00 AM	6:45 AM	7:00 AM	6:45 AM	7:00 AM	6:45 AM	7:15 AM	7:00 AM	7:15 AM	11:00 AM	11:00 AM	9:45 AM	11:00 AM	6:45 AM	7:00 AM	6:45 AM	7:15 AM
Volume	130	122	221	149	234	148	209	154	218	143	122	118	83	91	219.8	146.0	155.8	112.0
Factor	0.90	0.95	0.78	0.81	0.77	0.82	0.78	0.84	0.63	0.85	0.71	0.80	0.72	0.88	0.75	0.87	0.78	0.89
12:00 PM - 12:00 AM	2:30 PM	4:30 PM	2:15 PM	2:00 PM	2:45 PM	3:45 PM	2:30 PM	4:30 PM	4:45 PM	2:00 PM	2:30 PM	1:00 PM	1:15 PM	1:30 PM	2:30 PM	2:00 PM	2:30 PM	2:00 PM
Volume	225	199	209	216	224	211	219	212	243	219	156	116	119	102	216.6	202.4	191.6	171.7
Factor	0.75	0.94	0.95	0.81	0.82	0.88	0.87	0.83	0.96	0.86	0.87	0.88	0.85	0.75	0.89	0.79	0.90	0.82

Town : Northborough
 Street : Lyman Street
 Location : Lyman Street south of Bartlett Street

Site: 2021053

Weekly Volume

Interval Start	Mon 5/24/2021		Tue 5/25/2021		Wed 5/26/2021		Thu 5/27/2021		Fri 5/28/2021		Sat 5/29/2021		Sun 5/30/2021		Mon - Fri Average		Weekly Average	
	NB	SB	NB	SB	NB	SB	NB	SB	NB	SB	NB	SB	NB	SB	NB	SB	NB	SB
12:00 AM	10	12	21	8	14	20	20	1	27	15	21	0	7	13	18.4	11.2	17.1	9.9
1:00 AM	5	13	9	18	11	13	12	6	16	12	16	0	6	6	10.6	12.4	10.7	9.7
2:00 AM	7	8	4	13	4	7	6	8	4	12	9	1	8	2	5.0	9.6	6.0	7.3
3:00 AM	8	10	13	7	9	9	7	13	5	11	4	0	6	7	8.4	10.0	7.4	8.1
4:00 AM	20	17	21	27	19	24	17	28	21	23	4	1	0	5	19.6	23.8	14.6	17.9
5:00 AM	26	50	47	53	36	53	29	44	38	51	13	0	10	3	35.2	50.2	28.4	36.3
6:00 AM	120	86	149	91	117	84	118	96	124	83	12	0	2	14	125.6	88.0	91.7	64.9
7:00 AM	217	138	216	136	210	140	216	164	203	155	46	0	23	24	212.4	146.6	161.6	108.1
8:00 AM	166	147	175	128	185	142	174	158	179	126	82	2	35	29	175.8	140.2	142.3	104.6
9:00 AM	117	102	131	115	137	110	143	120	155	112	59	2	47	34	136.6	111.8	112.7	85.0
10:00 AM	145	127	116	96	116	103	118	124	123	98	70	7	57	43	123.6	109.6	106.4	85.4
11:00 AM	117	135	122	118	133	129	127	121	160	113	104	5	77	62	131.8	123.2	120.0	97.6
12:00 PM	151	136	137	129	161	128	156	122	177	140	89	0	93	23	156.4	131.0	137.7	96.9
1:00 PM	160	161	176	137	146	140	168	143	259	157	82	1	86	27	181.8	147.6	153.9	109.4
2:00 PM	208	160	216	192	195	209	176	213	274	217	90	0	72	7	213.8	198.2	175.9	142.6
3:00 PM	203	172	229	172	193	190	195	164	272	190	80	1	90	9	218.4	177.6	180.3	128.3
4:00 PM	230	179	207	207	224	212	226	226	247	177	82	54	51	0	226.8	200.2	181.0	150.7
5:00 PM	196	213	204	201	182	180	185	194	225	152	86	65	68	0	198.4	188.0	163.7	143.6
6:00 PM	161	121	137	149	171	133	195	125	171	114	85	67	68	0	167.0	128.4	141.1	101.3
7:00 PM	146	117	125	93	151	106	168	101	107	39	55	51	73	0	139.4	91.2	117.9	72.4
8:00 PM	94	45	108	56	79	35	86	57	59	4	30	30	42	0	85.2	39.4	71.1	32.4
9:00 PM	30	27	39	34	24	19	44	52	38	0	23	14	23	0	35.0	26.4	31.6	20.9
10:00 PM	31	24	38	24	26	14	37	53	31	1	21	14	26	0	32.6	23.2	30.0	18.6
11:00 PM	18	14	14	13	17	8	21	24	22	0	14	9	14	0	18.4	11.8	17.1	9.7
Totals	2586	2214	2654	2217	2560	2208	2644	2357	2937	2002	1177	324	984	308	2676.2	2199.6	2220.3	1661.4
Combined	4800		4871		4768		5001		4939		1501		1292		4875.8		3881.7	
Split (%)	53.9	46.1	54.5	45.5	53.7	46.3	52.9	47.1	59.5	40.5	78.4	21.6	76.2	23.8	54.9	45.1	57.2	42.8

Peak Hours

12:00 AM - 12:00 PM	6:45 AM	7:45 AM	6:45 AM	6:45 AM	6:45 AM	7:30 AM	6:45 AM	7:45 AM	6:45 AM	7:00 AM	11:00 AM	10:30 AM	11:00 AM	11:00 AM	6:45 AM	7:15 AM	6:45 AM	7:15 AM
Volume	239	147	258	142	223	144	218	182	224	155	104	8	77	62	232.4	149.6	174.0	110.9
Factor	0.82	0.85	0.76	0.87	0.80	0.77	0.66	0.86	0.74	0.84	0.74	0.50	0.80	0.67	0.76	0.95	0.78	0.96
12:00 PM - 12:00 AM	3:45 PM	5:00 PM	2:15 PM	4:00 PM	4:15 PM	3:45 PM	4:00 PM	4:30 PM	1:45 PM	2:00 PM	1:45 PM	5:45 PM	12:00 PM	1:00 PM	4:15 PM	4:30 PM	4:15 PM	4:30 PM
Volume	231	213	240	207	230	219	226	244	284	217	92	77	93	27	233.8	201.8	187.4	152.3
Factor	0.80	0.89	0.94	0.85	0.87	0.87	0.87	0.90	0.88	0.85	0.77	0.77	0.75	0.61	0.91	0.90	0.89	0.93

Town : Northborough
 Street : Lyman Street
 Location : Lyman Street south of Bartlett Street

Site: 2021053

Weekly Volume

Interval Start	Mon 5/31/2021		Tue 6/1/2021		Wed 6/2/2021		Thu 6/3/2021		Fri 6/4/2021		Sat 6/5/2021		Sun 6/6/2021		Mon - Fri Average		Weekly Average	
	NB	SB	NB	SB	NB	SB	NB	SB	NB	SB	NB	SB	NB	SB	NB	SB	NB	SB
12:00 AM	10	2	13	15	-	-	-	-	-	-	-	-	-	-	11.5	8.5	11.5	8.5
1:00 AM	2	0	13	8	-	-	-	-	-	-	-	-	-	-	7.5	4.0	7.5	4.0
2:00 AM	12	2	6	4	-	-	-	-	-	-	-	-	-	-	9.0	3.0	9.0	3.0
3:00 AM	3	1	6	14	-	-	-	-	-	-	-	-	-	-	4.5	7.5	4.5	7.5
4:00 AM	5	0	24	22	-	-	-	-	-	-	-	-	-	-	14.5	11.0	14.5	11.0
5:00 AM	12	1	37	48	-	-	-	-	-	-	-	-	-	-	24.5	24.5	24.5	24.5
6:00 AM	8	1	147	101	-	-	-	-	-	-	-	-	-	-	77.5	51.0	77.5	51.0
7:00 AM	28	0	250	177	-	-	-	-	-	-	-	-	-	-	139.0	88.5	139.0	88.5
8:00 AM	38	0	224	126	-	-	-	-	-	-	-	-	-	-	131.0	63.0	131.0	63.0
9:00 AM	43	0	-	-	-	-	-	-	-	-	-	-	-	-	43.0	0.0	43.0	0.0
10:00 AM	53	11	-	-	-	-	-	-	-	-	-	-	-	-	53.0	11.0	53.0	11.0
11:00 AM	62	78	-	-	-	-	-	-	-	-	-	-	-	-	62.0	78.0	62.0	78.0
12:00 PM	97	69	-	-	-	-	-	-	-	-	-	-	-	-	97.0	69.0	97.0	69.0
1:00 PM	98	84	-	-	-	-	-	-	-	-	-	-	-	-	98.0	84.0	98.0	84.0
2:00 PM	120	82	-	-	-	-	-	-	-	-	-	-	-	-	120.0	82.0	120.0	82.0
3:00 PM	104	73	-	-	-	-	-	-	-	-	-	-	-	-	104.0	73.0	104.0	73.0
4:00 PM	83	69	-	-	-	-	-	-	-	-	-	-	-	-	83.0	69.0	83.0	69.0
5:00 PM	78	43	-	-	-	-	-	-	-	-	-	-	-	-	78.0	43.0	78.0	43.0
6:00 PM	81	54	-	-	-	-	-	-	-	-	-	-	-	-	81.0	54.0	81.0	54.0
7:00 PM	110	67	-	-	-	-	-	-	-	-	-	-	-	-	110.0	67.0	110.0	67.0
8:00 PM	45	37	-	-	-	-	-	-	-	-	-	-	-	-	45.0	37.0	45.0	37.0
9:00 PM	22	12	-	-	-	-	-	-	-	-	-	-	-	-	22.0	12.0	22.0	12.0
10:00 PM	11	14	-	-	-	-	-	-	-	-	-	-	-	-	11.0	14.0	11.0	14.0
11:00 PM	23	13	-	-	-	-	-	-	-	-	-	-	-	-	23.0	13.0	23.0	13.0
Totals	1148	713	720	515	0	0	0	0	0	0	0	0	0	0	1449.0	967.0	1449.0	967.0
Combined	1861		1235		0		0		0		0		0		2416.0		2416.0	
Split (%)	61.7	38.3	58.3	41.7	-	-	-	-	-	-	-	-	-	-	60.0	40.0	60.0	40.0

Peak Hours

12:00 AM - 12:00 PM	11:00 AM	11:00 AM	6:45 AM	7:00 AM	-	-	-	-	-	-	-	-	-	-	7:45 AM	6:45 AM	7:45 AM	6:45 AM
Volume	62	78	256	177	-	-	-	-	-	-	-	-	-	-	142.0	88.5	142.0	88.5
Factor	0.86	0.75	0.78	0.78	-	-	-	-	-	-	-	-	-	-	0.92	0.78	0.92	0.78
12:00 PM - 12:00 AM	2:15 PM	1:15 PM	-	-	-	-	-	-	-	-	-	-	-	-	2:15 PM	1:15 PM	2:15 PM	1:15 PM
Volume	133	86	-	-	-	-	-	-	-	-	-	-	-	-	133.0	86.0	133.0	86.0
Factor	0.88	0.74	-	-	-	-	-	-	-	-	-	-	-	-	0.88	0.74	0.88	0.74

Town : Northborough
 Street : Maple Street
 Location : 115 Maple Street (South of Rogers Avenue)

Site: 2021006
 5/17/2021
 Monday

Daily Classification

Combined Channels

Interval Start	Total	Motor Bikes	Cars & Trailers	2 Axle Long	Buses	2 Axle 6 Tire	3 Axle Single	4 Axle Single	<5 Axle Double	5 Axle Double	>6 Axle Double	<6 Axle Multi	6 Axle Multi	>6 Axle Multi
12:00 AM	-	-	-	-	-	-	-	-	-	-	-	-	-	-
1:00 AM	-	-	-	-	-	-	-	-	-	-	-	-	-	-
2:00 AM	-	-	-	-	-	-	-	-	-	-	-	-	-	-
3:00 AM	-	-	-	-	-	-	-	-	-	-	-	-	-	-
4:00 AM	-	-	-	-	-	-	-	-	-	-	-	-	-	-
5:00 AM	-	-	-	-	-	-	-	-	-	-	-	-	-	-
6:00 AM	-	-	-	-	-	-	-	-	-	-	-	-	-	-
7:00 AM	-	-	-	-	-	-	-	-	-	-	-	-	-	-
8:00 AM	-	-	-	-	-	-	-	-	-	-	-	-	-	-
9:00 AM	-	-	-	-	-	-	-	-	-	-	-	-	-	-
10:00 AM	-	-	-	-	-	-	-	-	-	-	-	-	-	-
11:00 AM	-	-	-	-	-	-	-	-	-	-	-	-	-	-
12:00 PM	-	-	-	-	-	-	-	-	-	-	-	-	-	-
1:00 PM	132	1	100	25	3	3	0	0	0	0	0	0	0	0
2:00 PM	188	0	151	25	5	7	0	0	0	0	0	0	0	0
3:00 PM	143	0	110	25	4	3	0	0	1	0	0	0	0	0
4:00 PM	136	0	102	28	0	6	0	0	0	0	0	0	0	0
5:00 PM	121	1	99	14	0	7	0	0	0	0	0	0	0	0
6:00 PM	90	0	73	13	0	4	0	0	0	0	0	0	0	0
7:00 PM	71	2	57	7	0	4	0	0	1	0	0	0	0	0
8:00 PM	43	0	38	3	0	2	0	0	0	0	0	0	0	0
9:00 PM	28	0	27	1	0	0	0	0	0	0	0	0	0	0
10:00 PM	11	1	9	1	0	0	0	0	0	0	0	0	0	0
11:00 PM	5	0	5	0	0	0	0	0	0	0	0	0	0	0
Total	968	5	771	142	12	36	0	0	2	0	0	0	0	0
%		0.5	79.6	14.7	1.2	3.7	0.0	0.0	0.2	0.0	0.0	0.0	0.0	0.0

Town : Northborough
 Street : Maple Street
 Location : 115 Maple Street (South of Rogers Avenue)

Site: 2021006
 5/18/2021
 Tuesday

Daily Classification

Combined Channels

Interval Start	Total	Motor Bikes	Cars & Trailers	2 Axle Long	Buses	2 Axle 6 Tire	3 Axle Single	4 Axle Single	<5 Axle Double	5 Axle Double	>6 Axle Double	<6 Axle Multi	6 Axle Multi	>6 Axle Multi
12:00 AM	7	0	7	0	0	0	0	0	0	0	0	0	0	0
1:00 AM	4	0	3	1	0	0	0	0	0	0	0	0	0	0
2:00 AM	4	0	4	0	0	0	0	0	0	0	0	0	0	0
3:00 AM	3	0	3	0	0	0	0	0	0	0	0	0	0	0
4:00 AM	11	0	9	2	0	0	0	0	0	0	0	0	0	0
5:00 AM	26	0	17	9	0	0	0	0	0	0	0	0	0	0
6:00 AM	76	0	55	12	5	4	0	0	0	0	0	0	0	0
7:00 AM	196	0	164	24	3	4	0	0	1	0	0	0	0	0
8:00 AM	118	1	91	19	3	2	0	0	2	0	0	0	0	0
9:00 AM	63	1	44	12	1	4	0	0	1	0	0	0	0	0
10:00 AM	60	0	44	11	1	4	0	0	0	0	0	0	0	0
11:00 AM	68	1	47	15	0	5	0	0	0	0	0	0	0	0
12:00 PM	53	2	41	9	0	1	0	0	0	0	0	0	0	0
1:00 PM	105	0	85	12	4	3	0	0	1	0	0	0	0	0
2:00 PM	179	0	147	21	5	5	0	0	1	0	0	0	0	0
3:00 PM	160	1	121	23	6	8	0	0	1	0	0	0	0	0
4:00 PM	134	1	104	27	0	2	0	0	0	0	0	0	0	0
5:00 PM	169	2	132	32	0	3	0	0	0	0	0	0	0	0
6:00 PM	83	0	72	10	0	1	0	0	0	0	0	0	0	0
7:00 PM	78	4	53	18	0	3	0	0	0	0	0	0	0	0
8:00 PM	43	0	36	6	0	1	0	0	0	0	0	0	0	0
9:00 PM	20	0	17	1	0	2	0	0	0	0	0	0	0	0
10:00 PM	17	0	14	3	0	0	0	0	0	0	0	0	0	0
11:00 PM	11	1	10	0	0	0	0	0	0	0	0	0	0	0
Total	1688	14	1320	267	28	52	0	0	7	0	0	0	0	0
%		0.8	78.2	15.8	1.7	3.1	0.0	0.0	0.4	0.0	0.0	0.0	0.0	0.0

Town : Northborough
 Street : Maple Street
 Location : 115 Maple Street (South of Rogers Avenue)

Site: 2021006
 5/19/2021
 Wednesday

Daily Classification

Combined Channels

Interval Start	Total	Motor Bikes	Cars & Trailers	2 Axle Long	Buses	2 Axle 6 Tire	3 Axle Single	4 Axle Single	<5 Axle Double	5 Axle Double	>6 Axle Double	<6 Axle Multi	6 Axle Multi	>6 Axle Multi
12:00 AM	6	0	4	2	0	0	0	0	0	0	0	0	0	0
1:00 AM	4	0	4	0	0	0	0	0	0	0	0	0	0	0
2:00 AM	5	0	3	0	0	2	0	0	0	0	0	0	0	0
3:00 AM	3	0	3	0	0	0	0	0	0	0	0	0	0	0
4:00 AM	8	0	6	2	0	0	0	0	0	0	0	0	0	0
5:00 AM	24	0	16	8	0	0	0	0	0	0	0	0	0	0
6:00 AM	84	1	58	17	4	4	0	0	0	0	0	0	0	0
7:00 AM	210	2	165	34	4	5	0	0	0	0	0	0	0	0
8:00 AM	121	0	98	18	2	3	0	0	0	0	0	0	0	0
9:00 AM	55	0	40	14	0	1	0	0	0	0	0	0	0	0
10:00 AM	66	1	53	9	0	2	0	0	1	0	0	0	0	0
11:00 AM	62	0	47	10	0	5	0	0	0	0	0	0	0	0
12:00 PM	69	1	58	7	0	2	0	0	1	0	0	0	0	0
1:00 PM	96	0	80	13	1	2	0	0	0	0	0	0	0	0
2:00 PM	153	0	119	26	3	5	0	0	0	0	0	0	0	0
3:00 PM	168	0	131	29	4	4	0	0	0	0	0	0	0	0
4:00 PM	128	1	103	19	0	5	0	0	0	0	0	0	0	0
5:00 PM	136	1	107	24	0	3	0	0	1	0	0	0	0	0
6:00 PM	66	0	46	18	0	2	0	0	0	0	0	0	0	0
7:00 PM	96	0	83	10	0	3	0	0	0	0	0	0	0	0
8:00 PM	53	0	46	3	0	4	0	0	0	0	0	0	0	0
9:00 PM	20	0	18	2	0	0	0	0	0	0	0	0	0	0
10:00 PM	15	1	13	1	0	0	0	0	0	0	0	0	0	0
11:00 PM	13	0	13	0	0	0	0	0	0	0	0	0	0	0
Total	1661	8	1314	266	18	52	0	0	3	0	0	0	0	0
%		0.5	79.1	16.0	1.1	3.1	0.0	0.0	0.2	0.0	0.0	0.0	0.0	0.0

Town : Northborough
 Street : Maple Street
 Location : 115 Maple Street (South of Rogers Avenue)

Site: 2021006
 5/20/2021
 Thursday

Daily Classification

Combined Channels

Interval Start	Total	Motor Bikes	Cars & Trailers	2 Axle Long	Buses	2 Axle 6 Tire	3 Axle Single	4 Axle Single	<5 Axle Double	5 Axle Double	>6 Axle Double	<6 Axle Multi	6 Axle Multi	>6 Axle Multi
12:00 AM	9	0	7	2	0	0	0	0	0	0	0	0	0	0
1:00 AM	3	0	3	0	0	0	0	0	0	0	0	0	0	0
2:00 AM	5	0	4	0	0	1	0	0	0	0	0	0	0	0
3:00 AM	4	0	4	0	0	0	0	0	0	0	0	0	0	0
4:00 AM	9	0	7	2	0	0	0	0	0	0	0	0	0	0
5:00 AM	24	0	16	8	0	0	0	0	0	0	0	0	0	0
6:00 AM	96	0	67	19	6	4	0	0	0	0	0	0	0	0
7:00 AM	202	2	175	16	3	5	0	0	1	0	0	0	0	0
8:00 AM	97	0	76	14	3	4	0	0	0	0	0	0	0	0
9:00 AM	63	0	51	12	0	0	0	0	0	0	0	0	0	0
10:00 AM	72	0	58	10	0	3	0	0	1	0	0	0	0	0
11:00 AM	65	1	50	14	0	0	0	0	0	0	0	0	0	0
12:00 PM	101	0	73	22	0	5	0	0	1	0	0	0	0	0
1:00 PM	110	1	79	19	2	6	0	0	3	0	0	0	0	0
2:00 PM	166	0	130	30	5	1	0	0	0	0	0	0	0	0
3:00 PM	152	0	118	21	5	8	0	0	0	0	0	0	0	0
4:00 PM	147	1	108	32	2	4	0	0	0	0	0	0	0	0
5:00 PM	133	1	110	16	0	3	0	0	3	0	0	0	0	0
6:00 PM	98	0	68	25	0	5	0	0	0	0	0	0	0	0
7:00 PM	81	0	63	10	1	7	0	0	0	0	0	0	0	0
8:00 PM	51	0	42	5	0	4	0	0	0	0	0	0	0	0
9:00 PM	19	0	18	1	0	0	0	0	0	0	0	0	0	0
10:00 PM	11	1	9	1	0	0	0	0	0	0	0	0	0	0
11:00 PM	9	0	7	2	0	0	0	0	0	0	0	0	0	0
Total	1727	7	1343	281	27	60	0	0	9	0	0	0	0	0
%		0.4	77.8	16.3	1.6	3.5	0.0	0.0	0.5	0.0	0.0	0.0	0.0	0.0

Town : Northborough
 Street : Maple Street
 Location : 115 Maple Street (South of Rogers Avenue)

Site: 2021006
 5/21/2021
 Friday

Daily Classification

Combined Channels

Interval Start	Total	Motor Bikes	Cars & Trailers	2 Axle Long	Buses	2 Axle 6 Tire	3 Axle Single	4 Axle Single	<5 Axle Double	5 Axle Double	>6 Axle Double	<6 Axle Multi	6 Axle Multi	>6 Axle Multi
12:00 AM	3	0	2	1	0	0	0	0	0	0	0	0	0	0
1:00 AM	4	0	4	0	0	0	0	0	0	0	0	0	0	0
2:00 AM	3	0	2	0	0	1	0	0	0	0	0	0	0	0
3:00 AM	2	0	2	0	0	0	0	0	0	0	0	0	0	0
4:00 AM	9	0	8	1	0	0	0	0	0	0	0	0	0	0
5:00 AM	22	0	12	10	0	0	0	0	0	0	0	0	0	0
6:00 AM	72	0	60	7	4	1	0	0	0	0	0	0	0	0
7:00 AM	191	0	146	27	4	13	0	0	1	0	0	0	0	0
8:00 AM	125	0	97	20	3	4	1	0	0	0	0	0	0	0
9:00 AM	70	0	52	14	0	4	0	0	0	0	0	0	0	0
10:00 AM	68	0	52	9	0	6	1	0	0	0	0	0	0	0
11:00 AM	79	0	57	16	0	6	0	0	0	0	0	0	0	0
12:00 PM	118	1	89	20	0	7	0	0	1	0	0	0	0	0
1:00 PM	127	1	93	27	2	4	0	0	0	0	0	0	0	0
2:00 PM	168	0	133	26	4	4	0	0	1	0	0	0	0	0
3:00 PM	148	1	120	22	3	2	0	0	0	0	0	0	0	0
4:00 PM	134	1	110	21	0	2	0	0	0	0	0	0	0	0
5:00 PM	122	0	94	20	0	8	0	0	0	0	0	0	0	0
6:00 PM	108	3	89	16	0	0	0	0	0	0	0	0	0	0
7:00 PM	80	2	61	15	1	1	0	0	0	0	0	0	0	0
8:00 PM	41	0	33	7	0	1	0	0	0	0	0	0	0	0
9:00 PM	27	0	18	7	0	2	0	0	0	0	0	0	0	0
10:00 PM	25	1	20	2	0	2	0	0	0	0	0	0	0	0
11:00 PM	9	0	8	1	0	0	0	0	0	0	0	0	0	0
Total	1755	10	1362	289	21	68	2	0	3	0	0	0	0	0
%		0.6	77.6	16.5	1.2	3.9	0.1	0.0	0.2	0.0	0.0	0.0	0.0	0.0

Town : Northborough
 Street : Maple Street
 Location : 115 Maple Street (South of Rogers Avenue)

Site: 2021006
 5/22/2021
 Saturday

Daily Classification

Combined Channels

Interval Start	Total	Motor Bikes	Cars & Trailers	2 Axle Long	Buses	2 Axle 6 Tire	3 Axle Single	4 Axle Single	<5 Axle Double	5 Axle Double	>6 Axle Double	<6 Axle Multi	6 Axle Multi	>6 Axle Multi
12:00 AM	10	0	7	3	0	0	0	0	0	0	0	0	0	0
1:00 AM	3	0	3	0	0	0	0	0	0	0	0	0	0	0
2:00 AM	3	0	3	0	0	0	0	0	0	0	0	0	0	0
3:00 AM	3	0	2	0	0	1	0	0	0	0	0	0	0	0
4:00 AM	3	0	3	0	0	0	0	0	0	0	0	0	0	0
5:00 AM	13	0	8	4	1	0	0	0	0	0	0	0	0	0
6:00 AM	16	0	12	4	0	0	0	0	0	0	0	0	0	0
7:00 AM	25	0	18	5	0	2	0	0	0	0	0	0	0	0
8:00 AM	76	0	58	14	1	3	0	0	0	0	0	0	0	0
9:00 AM	77	1	54	13	1	8	0	0	0	0	0	0	0	0
10:00 AM	83	0	68	14	0	0	0	0	0	1	0	0	0	0
11:00 AM	77	0	60	12	0	5	0	0	0	0	0	0	0	0
12:00 PM	67	1	49	11	1	5	0	0	0	0	0	0	0	0
1:00 PM	68	0	52	13	0	3	0	0	0	0	0	0	0	0
2:00 PM	69	0	54	13	0	2	0	0	0	0	0	0	0	0
3:00 PM	65	0	48	15	0	2	0	0	0	0	0	0	0	0
4:00 PM	60	0	52	3	0	5	0	0	0	0	0	0	0	0
5:00 PM	68	0	61	6	0	1	0	0	0	0	0	0	0	0
6:00 PM	55	1	42	7	1	4	0	0	0	0	0	0	0	0
7:00 PM	49	2	38	8	0	1	0	0	0	0	0	0	0	0
8:00 PM	36	1	31	2	0	2	0	0	0	0	0	0	0	0
9:00 PM	26	1	25	0	0	0	0	0	0	0	0	0	0	0
10:00 PM	21	0	18	1	0	2	0	0	0	0	0	0	0	0
11:00 PM	12	0	11	0	0	1	0	0	0	0	0	0	0	0
Total	985	7	777	148	5	47	0	0	0	1	0	0	0	0
%		0.7	78.9	15.0	0.5	4.8	0.0	0.0	0.0	0.1	0.0	0.0	0.0	0.0

Town : Northborough
 Street : Maple Street
 Location : 115 Maple Street (South of Rogers Avenue)

Site: 2021006
 5/23/2021
 Sunday

Daily Classification

Combined Channels

Interval Start	Total	Motor Bikes	Cars & Trailers	2 Axle Long	Buses	2 Axle 6 Tire	3 Axle Single	4 Axle Single	<5 Axle Double	5 Axle Double	>6 Axle Double	<6 Axle Multi	6 Axle Multi	>6 Axle Multi
12:00 AM	9	0	6	3	0	0	0	0	0	0	0	0	0	0
1:00 AM	3	0	3	0	0	0	0	0	0	0	0	0	0	0
2:00 AM	1	0	1	0	0	0	0	0	0	0	0	0	0	0
3:00 AM	1	0	1	0	0	0	0	0	0	0	0	0	0	0
4:00 AM	1	0	1	0	0	0	0	0	0	0	0	0	0	0
5:00 AM	7	0	4	3	0	0	0	0	0	0	0	0	0	0
6:00 AM	8	0	7	1	0	0	0	0	0	0	0	0	0	0
7:00 AM	19	0	14	5	0	0	0	0	0	0	0	0	0	0
8:00 AM	35	0	29	4	0	2	0	0	0	0	0	0	0	0
9:00 AM	43	0	33	8	0	2	0	0	0	0	0	0	0	0
10:00 AM	59	1	42	11	0	5	0	0	0	0	0	0	0	0
11:00 AM	70	2	57	10	0	1	0	0	0	0	0	0	0	0
12:00 PM	77	0	57	19	0	1	0	0	0	0	0	0	0	0
1:00 PM	65	0	56	8	0	1	0	0	0	0	0	0	0	0
2:00 PM	71	0	59	10	0	2	0	0	0	0	0	0	0	0
3:00 PM	61	0	46	14	0	1	0	0	0	0	0	0	0	0
4:00 PM	58	0	49	7	0	2	0	0	0	0	0	0	0	0
5:00 PM	48	0	40	4	0	4	0	0	0	0	0	0	0	0
6:00 PM	39	0	36	3	0	0	0	0	0	0	0	0	0	0
7:00 PM	44	0	38	6	0	0	0	0	0	0	0	0	0	0
8:00 PM	38	0	36	1	1	0	0	0	0	0	0	0	0	0
9:00 PM	22	0	12	9	0	1	0	0	0	0	0	0	0	0
10:00 PM	11	0	9	2	0	0	0	0	0	0	0	0	0	0
11:00 PM	7	0	7	0	0	0	0	0	0	0	0	0	0	0
Total	797	3	643	128	1	22	0	0	0	0	0	0	0	0
%		0.4	80.7	16.1	0.1	2.8	0.0	0.0	0.0	0.0	0.0	0.0	0.0	0.0

Town : Northborough
 Street : Maple Street
 Location : 115 Maple Street (South of Rogers Avenue)

Site: 2021006
 5/24/2021
 Monday

Daily Classification

Combined Channels

Interval Start	Total	Motor Bikes	Cars & Trailers	2 Axle Long	Buses	2 Axle 6 Tire	3 Axle Single	4 Axle Single	<5 Axle Double	5 Axle Double	>6 Axle Double	<6 Axle Multi	6 Axle Multi	>6 Axle Multi
12:00 AM	4	0	4	0	0	0	0	0	0	0	0	0	0	0
1:00 AM	4	0	3	1	0	0	0	0	0	0	0	0	0	0
2:00 AM	0	0	0	0	0	0	0	0	0	0	0	0	0	0
3:00 AM	3	0	3	0	0	0	0	0	0	0	0	0	0	0
4:00 AM	6	0	4	2	0	0	0	0	0	0	0	0	0	0
5:00 AM	21	0	12	9	0	0	0	0	0	0	0	0	0	0
6:00 AM	79	0	59	12	4	4	0	0	0	0	0	0	0	0
7:00 AM	178	0	147	17	5	9	0	0	0	0	0	0	0	0
8:00 AM	113	0	86	23	2	2	0	0	0	0	0	0	0	0
9:00 AM	63	0	45	13	1	2	2	0	0	0	0	0	0	0
10:00 AM	131	0	97	22	5	5	2	0	0	0	0	0	0	0
11:00 AM	105	0	83	16	1	5	0	0	0	0	0	0	0	0
12:00 PM	125	1	92	25	4	3	0	0	0	0	0	0	0	0
1:00 PM	101	0	79	20	0	1	1	0	0	0	0	0	0	0
2:00 PM	142	0	111	24	2	5	0	0	0	0	0	0	0	0
3:00 PM	152	0	112	27	3	10	0	0	0	0	0	0	0	0
4:00 PM	132	1	104	17	1	9	0	0	0	0	0	0	0	0
5:00 PM	144	1	120	20	0	3	0	0	0	0	0	0	0	0
6:00 PM	99	0	80	15	0	4	0	0	0	0	0	0	0	0
7:00 PM	63	0	50	10	0	3	0	0	0	0	0	0	0	0
8:00 PM	34	0	30	4	0	0	0	0	0	0	0	0	0	0
9:00 PM	23	0	23	0	0	0	0	0	0	0	0	0	0	0
10:00 PM	8	0	7	1	0	0	0	0	0	0	0	0	0	0
11:00 PM	12	1	11	0	0	0	0	0	0	0	0	0	0	0
Total	1742	4	1362	278	28	65	5	0	0	0	0	0	0	0
%		0.2	78.2	16.0	1.6	3.7	0.3	0.0	0.0	0.0	0.0	0.0	0.0	0.0

Town : Northborough
 Street : Maple Street
 Location : 115 Maple Street (South of Rogers Avenue)

Site: 2021006
 5/25/2021
 Tuesday

Daily Classification

Combined Channels

Interval Start	Total	Motor Bikes	Cars & Trailers	2 Axle Long	Buses	2 Axle 6 Tire	3 Axle Single	4 Axle Single	<5 Axle Double	5 Axle Double	>6 Axle Double	<6 Axle Multi	6 Axle Multi	>6 Axle Multi
12:00 AM	6	0	4	2	0	0	0	0	0	0	0	0	0	0
1:00 AM	3	0	3	0	0	0	0	0	0	0	0	0	0	0
2:00 AM	2	0	1	0	0	1	0	0	0	0	0	0	0	0
3:00 AM	3	0	3	0	0	0	0	0	0	0	0	0	0	0
4:00 AM	13	0	9	4	0	0	0	0	0	0	0	0	0	0
5:00 AM	25	0	22	3	0	0	0	0	0	0	0	0	0	0
6:00 AM	76	0	56	12	4	4	0	0	0	0	0	0	0	0
7:00 AM	187	0	156	19	4	6	0	0	2	0	0	0	0	0
8:00 AM	110	0	80	27	2	1	0	0	0	0	0	0	0	0
9:00 AM	80	0	63	10	0	6	0	0	1	0	0	0	0	0
10:00 AM	58	0	38	16	0	4	0	0	0	0	0	0	0	0
11:00 AM	65	0	44	14	0	7	0	0	0	0	0	0	0	0
12:00 PM	67	1	54	9	1	2	0	0	0	0	0	0	0	0
1:00 PM	121	2	87	22	4	5	0	0	1	0	0	0	0	0
2:00 PM	174	0	131	31	4	8	0	0	0	0	0	0	0	0
3:00 PM	178	1	133	35	5	4	0	0	0	0	0	0	0	0
4:00 PM	156	0	123	31	1	1	0	0	0	0	0	0	0	0
5:00 PM	133	2	98	27	0	6	0	0	0	0	0	0	0	0
6:00 PM	131	0	101	28	0	2	0	0	0	0	0	0	0	0
7:00 PM	92	0	77	12	0	3	0	0	0	0	0	0	0	0
8:00 PM	33	0	26	5	0	2	0	0	0	0	0	0	0	0
9:00 PM	30	0	24	6	0	0	0	0	0	0	0	0	0	0
10:00 PM	15	1	9	4	0	1	0	0	0	0	0	0	0	0
11:00 PM	7	0	6	1	0	0	0	0	0	0	0	0	0	0
Total	1765	7	1348	318	25	63	0	0	4	0	0	0	0	0
%		0.4	76.4	18.0	1.4	3.6	0.0	0.0	0.2	0.0	0.0	0.0	0.0	0.0

Town : Northborough
 Street : Maple Street
 Location : 115 Maple Street (South of Rogers Avenue)

Site: 2021006
 5/26/2021
 Wednesday

Daily Classification

Combined Channels

Interval Start	Total	Motor Bikes	Cars & Trailers	2 Axle Long	Buses	2 Axle 6 Tire	3 Axle Single	4 Axle Single	<5 Axle Double	5 Axle Double	>6 Axle Double	<6 Axle Multi	6 Axle Multi	>6 Axle Multi
12:00 AM	13	0	12	1	0	0	0	0	0	0	0	0	0	0
1:00 AM	3	0	3	0	0	0	0	0	0	0	0	0	0	0
2:00 AM	3	0	2	0	0	1	0	0	0	0	0	0	0	0
3:00 AM	3	0	3	0	0	0	0	0	0	0	0	0	0	0
4:00 AM	12	0	8	4	0	0	0	0	0	0	0	0	0	0
5:00 AM	22	0	18	4	0	0	0	0	0	0	0	0	0	0
6:00 AM	76	0	48	18	6	4	0	0	0	0	0	0	0	0
7:00 AM	204	0	164	29	5	5	0	0	1	0	0	0	0	0
8:00 AM	121	0	96	21	2	1	0	0	1	0	0	0	0	0
9:00 AM	69	0	53	10	0	5	0	0	1	0	0	0	0	0
10:00 AM	78	2	60	12	0	4	0	0	0	0	0	0	0	0
11:00 AM	67	2	45	18	0	2	0	0	0	0	0	0	0	0
12:00 PM	75	1	57	14	0	3	0	0	0	0	0	0	0	0
1:00 PM	99	0	70	21	2	6	0	0	0	0	0	0	0	0
2:00 PM	173	0	132	27	5	9	0	0	0	0	0	0	0	0
3:00 PM	148	2	118	20	4	4	0	0	0	0	0	0	0	0
4:00 PM	147	1	118	21	0	7	0	0	0	0	0	0	0	0
5:00 PM	108	2	85	14	0	7	0	0	0	0	0	0	0	0
6:00 PM	95	0	76	17	0	2	0	0	0	0	0	0	0	0
7:00 PM	88	0	72	16	0	0	0	0	0	0	0	0	0	0
8:00 PM	42	0	35	6	0	1	0	0	0	0	0	0	0	0
9:00 PM	22	0	20	2	0	0	0	0	0	0	0	0	0	0
10:00 PM	10	0	8	2	0	0	0	0	0	0	0	0	0	0
11:00 PM	7	0	7	0	0	0	0	0	0	0	0	0	0	0
Total	1685	10	1310	277	24	61	0	0	3	0	0	0	0	0
%		0.6	77.7	16.4	1.4	3.6	0.0	0.0	0.2	0.0	0.0	0.0	0.0	0.0

Town : Northborough
 Street : Maple Street
 Location : 115 Maple Street (South of Rogers Avenue)

Site: 2021006
 5/27/2021
 Thursday

Daily Classification

Combined Channels

Interval Start	Total	Motor Bikes	Cars & Trailers	2 Axle Long	Buses	2 Axle 6 Tire	3 Axle Single	4 Axle Single	<5 Axle Double	5 Axle Double	>6 Axle Double	<6 Axle Multi	6 Axle Multi	>6 Axle Multi
12:00 AM	9	0	5	2	0	1	0	0	0	1	0	0	0	0
1:00 AM	2	0	1	0	0	0	0	0	0	1	0	0	0	0
2:00 AM	4	0	4	0	0	0	0	0	0	0	0	0	0	0
3:00 AM	5	0	4	0	0	1	0	0	0	0	0	0	0	0
4:00 AM	12	0	10	2	0	0	0	0	0	0	0	0	0	0
5:00 AM	21	0	13	8	0	0	0	0	0	0	0	0	0	0
6:00 AM	91	0	63	21	5	2	0	0	0	0	0	0	0	0
7:00 AM	183	0	151	22	4	6	0	0	0	0	0	0	0	0
8:00 AM	121	0	101	15	2	3	0	0	0	0	0	0	0	0
9:00 AM	66	0	51	15	0	0	0	0	0	0	0	0	0	0
10:00 AM	74	0	54	13	1	5	0	0	1	0	0	0	0	0
11:00 AM	67	1	47	13	0	6	0	0	0	0	0	0	0	0
12:00 PM	89	0	69	19	0	0	0	0	1	0	0	0	0	0
1:00 PM	115	0	83	26	3	3	0	0	0	0	0	0	0	0
2:00 PM	165	2	128	21	6	8	0	0	0	0	0	0	0	0
3:00 PM	135	1	98	27	3	6	0	0	0	0	0	0	0	0
4:00 PM	159	1	122	29	0	7	0	0	0	0	0	0	0	0
5:00 PM	153	1	116	29	0	5	0	0	2	0	0	0	0	0
6:00 PM	103	0	73	23	0	6	0	0	1	0	0	0	0	0
7:00 PM	111	0	90	17	0	4	0	0	0	0	0	0	0	0
8:00 PM	64	0	55	8	0	1	0	0	0	0	0	0	0	0
9:00 PM	28	0	25	3	0	0	0	0	0	0	0	0	0	0
10:00 PM	37	0	30	7	0	0	0	0	0	0	0	0	0	0
11:00 PM	13	0	12	1	0	0	0	0	0	0	0	0	0	0
Total	1827	6	1405	321	24	64	0	0	5	2	0	0	0	0
%		0.3	76.9	17.6	1.3	3.5	0.0	0.0	0.3	0.1	0.0	0.0	0.0	0.0

Town : Northborough
 Street : Maple Street
 Location : 115 Maple Street (South of Rogers Avenue)

Site: 2021006
 5/28/2021
 Friday

Daily Classification

Combined Channels

Interval Start	Total	Motor Bikes	Cars & Trailers	2 Axle Long	Buses	2 Axle 6 Tire	3 Axle Single	4 Axle Single	<5 Axle Double	5 Axle Double	>6 Axle Double	<6 Axle Multi	6 Axle Multi	>6 Axle Multi
12:00 AM	10	0	8	1	0	1	0	0	0	0	0	0	0	0
1:00 AM	8	0	7	0	0	1	0	0	0	0	0	0	0	0
2:00 AM	2	0	2	0	0	0	0	0	0	0	0	0	0	0
3:00 AM	2	0	1	1	0	0	0	0	0	0	0	0	0	0
4:00 AM	8	0	6	2	0	0	0	0	0	0	0	0	0	0
5:00 AM	19	0	16	3	0	0	0	0	0	0	0	0	0	0
6:00 AM	70	0	52	10	5	3	0	0	0	0	0	0	0	0
7:00 AM	190	0	158	25	4	3	0	0	0	0	0	0	0	0
8:00 AM	129	0	99	24	2	4	0	0	0	0	0	0	0	0
9:00 AM	70	1	49	12	1	7	0	0	0	0	0	0	0	0
10:00 AM	48	0	36	11	0	1	0	0	0	0	0	0	0	0
11:00 AM	67	0	45	20	0	2	0	0	0	0	0	0	0	0
12:00 PM	81	1	60	13	0	5	0	0	2	0	0	0	0	0
1:00 PM	114	0	88	21	2	3	0	0	0	0	0	0	0	0
2:00 PM	164	2	126	21	6	9	0	0	0	0	0	0	0	0
3:00 PM	179	0	139	31	3	6	0	0	0	0	0	0	0	0
4:00 PM	95	0	68	24	0	3	0	0	0	0	0	0	0	0
5:00 PM	117	0	97	17	0	3	0	0	0	0	0	0	0	0
6:00 PM	86	0	71	15	0	0	0	0	0	0	0	0	0	0
7:00 PM	54	0	41	12	0	1	0	0	0	0	0	0	0	0
8:00 PM	32	0	28	4	0	0	0	0	0	0	0	0	0	0
9:00 PM	28	0	24	2	1	1	0	0	0	0	0	0	0	0
10:00 PM	15	0	14	1	0	0	0	0	0	0	0	0	0	0
11:00 PM	10	0	8	2	0	0	0	0	0	0	0	0	0	0
Total	1598	4	1243	272	24	53	0	0	2	0	0	0	0	0
%		0.3	77.8	17.0	1.5	3.3	0.0	0.0	0.1	0.0	0.0	0.0	0.0	0.0

Town : Northborough
 Street : Maple Street
 Location : 115 Maple Street (South of Rogers Avenue)

Site: 2021006
 5/29/2021
 Saturday

Daily Classification

Combined Channels

Interval Start	Total	Motor Bikes	Cars & Trailers	2 Axle Long	Buses	2 Axle 6 Tire	3 Axle Single	4 Axle Single	<5 Axle Double	5 Axle Double	>6 Axle Double	<6 Axle Multi	6 Axle Multi	>6 Axle Multi
12:00 AM	9	0	7	1	0	1	0	0	0	0	0	0	0	0
1:00 AM	2	0	2	0	0	0	0	0	0	0	0	0	0	0
2:00 AM	3	0	3	0	0	0	0	0	0	0	0	0	0	0
3:00 AM	4	0	3	0	0	1	0	0	0	0	0	0	0	0
4:00 AM	3	0	3	0	0	0	0	0	0	0	0	0	0	0
5:00 AM	2	0	1	1	0	0	0	0	0	0	0	0	0	0
6:00 AM	14	0	12	2	0	0	0	0	0	0	0	0	0	0
7:00 AM	22	0	18	4	0	0	0	0	0	0	0	0	0	0
8:00 AM	35	0	27	7	0	1	0	0	0	0	0	0	0	0
9:00 AM	64	0	47	15	0	2	0	0	0	0	0	0	0	0
10:00 AM	30	0	17	13	0	0	0	0	0	0	0	0	0	0
11:00 AM	55	0	43	10	0	2	0	0	0	0	0	0	0	0
12:00 PM	57	0	49	5	0	3	0	0	0	0	0	0	0	0
1:00 PM	48	0	38	8	0	2	0	0	0	0	0	0	0	0
2:00 PM	47	0	40	6	0	1	0	0	0	0	0	0	0	0
3:00 PM	63	0	49	14	0	0	0	0	0	0	0	0	0	0
4:00 PM	59	0	42	15	0	2	0	0	0	0	0	0	0	0
5:00 PM	45	0	33	11	0	1	0	0	0	0	0	0	0	0
6:00 PM	56	0	47	7	0	2	0	0	0	0	0	0	0	0
7:00 PM	32	0	27	5	0	0	0	0	0	0	0	0	0	0
8:00 PM	26	0	20	5	0	1	0	0	0	0	0	0	0	0
9:00 PM	19	0	14	3	0	2	0	0	0	0	0	0	0	0
10:00 PM	15	0	13	1	0	1	0	0	0	0	0	0	0	0
11:00 PM	11	0	11	0	0	0	0	0	0	0	0	0	0	0
Total	721	0	566	133	0	22	0	0	0	0	0	0	0	0
%		0.0	78.5	18.4	0.0	3.1	0.0	0.0	0.0	0.0	0.0	0.0	0.0	0.0

Town : Northborough
 Street : Maple Street
 Location : 115 Maple Street (South of Rogers Avenue)

Site: 2021006
 5/30/2021
 Sunday

Daily Classification

Combined Channels

Interval Start	Total	Motor Bikes	Cars & Trailers	2 Axle Long	Buses	2 Axle 6 Tire	3 Axle Single	4 Axle Single	<5 Axle Double	5 Axle Double	>6 Axle Double	<6 Axle Multi	6 Axle Multi	>6 Axle Multi
12:00 AM	3	0	3	0	0	0	0	0	0	0	0	0	0	0
1:00 AM	6	0	4	2	0	0	0	0	0	0	0	0	0	0
2:00 AM	2	0	2	0	0	0	0	0	0	0	0	0	0	0
3:00 AM	4	0	2	2	0	0	0	0	0	0	0	0	0	0
4:00 AM	0	0	0	0	0	0	0	0	0	0	0	0	0	0
5:00 AM	2	0	2	0	0	0	0	0	0	0	0	0	0	0
6:00 AM	10	0	7	2	0	1	0	0	0	0	0	0	0	0
7:00 AM	8	0	7	1	0	0	0	0	0	0	0	0	0	0
8:00 AM	9	0	4	5	0	0	0	0	0	0	0	0	0	0
9:00 AM	44	0	35	9	0	0	0	0	0	0	0	0	0	0
10:00 AM	44	0	37	3	0	4	0	0	0	0	0	0	0	0
11:00 AM	56	0	49	6	0	1	0	0	0	0	0	0	0	0
12:00 PM	51	0	45	6	0	0	0	0	0	0	0	0	0	0
1:00 PM	34	0	24	10	0	0	0	0	0	0	0	0	0	0
2:00 PM	41	0	32	8	0	1	0	0	0	0	0	0	0	0
3:00 PM	46	0	40	6	0	0	0	0	0	0	0	0	0	0
4:00 PM	36	0	33	2	0	1	0	0	0	0	0	0	0	0
5:00 PM	32	0	25	7	0	0	0	0	0	0	0	0	0	0
6:00 PM	35	0	28	7	0	0	0	0	0	0	0	0	0	0
7:00 PM	27	0	24	3	0	0	0	0	0	0	0	0	0	0
8:00 PM	22	0	22	0	0	0	0	0	0	0	0	0	0	0
9:00 PM	15	0	12	2	0	1	0	0	0	0	0	0	0	0
10:00 PM	14	0	14	0	0	0	0	0	0	0	0	0	0	0
11:00 PM	10	0	10	0	0	0	0	0	0	0	0	0	0	0
Total	551	0	461	81	0	9	0	0	0	0	0	0	0	0
%		0.0	83.7	14.7	0.0	1.6	0.0	0.0	0.0	0.0	0.0	0.0	0.0	0.0

Town : Northborough
 Street : Maple Street
 Location : 115 Maple Street (South of Rogers Avenue)

Site: 2021006
 5/31/2021
 Monday

Daily Classification

Combined Channels

Interval Start	Total	Motor Bikes	Cars & Trailers	2 Axle Long	Buses	2 Axle 6 Tire	3 Axle Single	4 Axle Single	<5 Axle Double	5 Axle Double	>6 Axle Double	<6 Axle Multi	6 Axle Multi	>6 Axle Multi
12:00 AM	2	0	2	0	0	0	0	0	0	0	0	0	0	0
1:00 AM	7	0	6	1	0	0	0	0	0	0	0	0	0	0
2:00 AM	5	0	3	1	0	1	0	0	0	0	0	0	0	0
3:00 AM	1	0	1	0	0	0	0	0	0	0	0	0	0	0
4:00 AM	3	0	3	0	0	0	0	0	0	0	0	0	0	0
5:00 AM	4	0	4	0	0	0	0	0	0	0	0	0	0	0
6:00 AM	8	0	7	1	0	0	0	0	0	0	0	0	0	0
7:00 AM	8	0	8	0	0	0	0	0	0	0	0	0	0	0
8:00 AM	16	0	11	4	0	1	0	0	0	0	0	0	0	0
9:00 AM	29	0	22	5	0	2	0	0	0	0	0	0	0	0
10:00 AM	54	0	42	10	0	2	0	0	0	0	0	0	0	0
11:00 AM	52	0	41	7	0	4	0	0	0	0	0	0	0	0
12:00 PM	62	0	42	18	0	2	0	0	0	0	0	0	0	0
1:00 PM	44	0	36	8	0	0	0	0	0	0	0	0	0	0
2:00 PM	66	0	54	11	0	1	0	0	0	0	0	0	0	0
3:00 PM	67	0	55	11	0	1	0	0	0	0	0	0	0	0
4:00 PM	56	0	38	16	0	2	0	0	0	0	0	0	0	0
5:00 PM	57	0	45	7	0	5	0	0	0	0	0	0	0	0
6:00 PM	37	1	30	5	0	1	0	0	0	0	0	0	0	0
7:00 PM	40	0	30	9	0	1	0	0	0	0	0	0	0	0
8:00 PM	38	0	34	2	0	2	0	0	0	0	0	0	0	0
9:00 PM	18	0	18	0	0	0	0	0	0	0	0	0	0	0
10:00 PM	13	0	12	1	0	0	0	0	0	0	0	0	0	0
11:00 PM	14	0	12	1	0	1	0	0	0	0	0	0	0	0
Total	701	1	556	118	0	26	0	0	0	0	0	0	0	0
%		0.1	79.3	16.8	0.0	3.7	0.0	0.0	0.0	0.0	0.0	0.0	0.0	0.0

Town : Northborough
 Street : Maple Street
 Location : 115 Maple Street (South of Rogers Avenue)

Site: 2021006
 6/1/2021
 Tuesday

Daily Classification

Combined Channels

Interval Start	Total	Motor Bikes	Cars & Trailers	2 Axle Long	Buses	2 Axle 6 Tire	3 Axle Single	4 Axle Single	<5 Axle Double	5 Axle Double	>6 Axle Double	<6 Axle Multi	6 Axle Multi	>6 Axle Multi
12:00 AM	4	0	4	0	0	0	0	0	0	0	0	0	0	0
1:00 AM	5	0	5	0	0	0	0	0	0	0	0	0	0	0
2:00 AM	0	0	0	0	0	0	0	0	0	0	0	0	0	0
3:00 AM	2	0	1	1	0	0	0	0	0	0	0	0	0	0
4:00 AM	15	0	12	3	0	0	0	0	0	0	0	0	0	0
5:00 AM	27	0	17	7	0	3	0	0	0	0	0	0	0	0
6:00 AM	63	0	46	11	5	1	0	0	0	0	0	0	0	0
7:00 AM	187	0	140	34	5	8	0	0	0	0	0	0	0	0
8:00 AM	127	0	97	20	3	7	0	0	0	0	0	0	0	0
Total	430	0	322	76	13	19	0	0	0	0	0	0	0	0
%		0.0	74.9	17.7	3.0	4.4	0.0	0.0	0.0	0.0	0.0	0.0	0.0	0.0

Town : Northborough
 Street : Maple Street
 Location : 115 Maple Street (South of Rogers Avenue)

Site: 2021006
 5/17/2021
 Monday

Daily Classification

NB

Interval Start	Total	Motor Bikes	Cars & Trailers	2 Axle Long	Buses	2 Axle 6 Tire	3 Axle Single	4 Axle Single	<5 Axle Double	5 Axle Double	>6 Axle Double	<6 Axle Multi	6 Axle Multi	>6 Axle Multi
12:00 AM	-	-	-	-	-	-	-	-	-	-	-	-	-	-
1:00 AM	-	-	-	-	-	-	-	-	-	-	-	-	-	-
2:00 AM	-	-	-	-	-	-	-	-	-	-	-	-	-	-
3:00 AM	-	-	-	-	-	-	-	-	-	-	-	-	-	-
4:00 AM	-	-	-	-	-	-	-	-	-	-	-	-	-	-
5:00 AM	-	-	-	-	-	-	-	-	-	-	-	-	-	-
6:00 AM	-	-	-	-	-	-	-	-	-	-	-	-	-	-
7:00 AM	-	-	-	-	-	-	-	-	-	-	-	-	-	-
8:00 AM	-	-	-	-	-	-	-	-	-	-	-	-	-	-
9:00 AM	-	-	-	-	-	-	-	-	-	-	-	-	-	-
10:00 AM	-	-	-	-	-	-	-	-	-	-	-	-	-	-
11:00 AM	-	-	-	-	-	-	-	-	-	-	-	-	-	-
12:00 PM	-	-	-	-	-	-	-	-	-	-	-	-	-	-
1:00 PM	59	0	47	11	0	1	0	0	0	0	0	0	0	0
2:00 PM	115	0	94	13	4	4	0	0	0	0	0	0	0	0
3:00 PM	75	0	60	10	3	2	0	0	0	0	0	0	0	0
4:00 PM	72	0	55	15	0	2	0	0	0	0	0	0	0	0
5:00 PM	63	1	54	6	0	2	0	0	0	0	0	0	0	0
6:00 PM	50	0	40	7	0	3	0	0	0	0	0	0	0	0
7:00 PM	35	2	28	5	0	0	0	0	0	0	0	0	0	0
8:00 PM	22	0	20	1	0	1	0	0	0	0	0	0	0	0
9:00 PM	6	0	6	0	0	0	0	0	0	0	0	0	0	0
10:00 PM	7	1	5	1	0	0	0	0	0	0	0	0	0	0
11:00 PM	2	0	2	0	0	0	0	0	0	0	0	0	0	0
Total	506	4	411	69	7	15	0	0	0	0	0	0	0	0
%		0.8	81.2	13.6	1.4	3.0	0.0	0.0	0.0	0.0	0.0	0.0	0.0	0.0

Town : Northborough
 Street : Maple Street
 Location : 115 Maple Street (South of Rogers Avenue)

Site: 2021006
 5/18/2021
 Tuesday

Daily Classification

NB

Interval Start	Total	Motor Bikes	Cars & Trailers	2 Axle Long	Buses	2 Axle 6 Tire	3 Axle Single	4 Axle Single	<5 Axle Double	5 Axle Double	>6 Axle Double	<6 Axle Multi	6 Axle Multi	>6 Axle Multi
12:00 AM	4	0	4	0	0	0	0	0	0	0	0	0	0	0
1:00 AM	4	0	3	1	0	0	0	0	0	0	0	0	0	0
2:00 AM	3	0	3	0	0	0	0	0	0	0	0	0	0	0
3:00 AM	2	0	2	0	0	0	0	0	0	0	0	0	0	0
4:00 AM	5	0	4	1	0	0	0	0	0	0	0	0	0	0
5:00 AM	5	0	3	2	0	0	0	0	0	0	0	0	0	0
6:00 AM	16	0	14	0	2	0	0	0	0	0	0	0	0	0
7:00 AM	63	0	51	10	2	0	0	0	0	0	0	0	0	0
8:00 AM	46	0	37	6	2	0	0	0	1	0	0	0	0	0
9:00 AM	21	0	15	6	0	0	0	0	0	0	0	0	0	0
10:00 AM	31	0	24	6	0	1	0	0	0	0	0	0	0	0
11:00 AM	22	0	15	5	0	2	0	0	0	0	0	0	0	0
12:00 PM	21	1	16	4	0	0	0	0	0	0	0	0	0	0
1:00 PM	43	0	35	6	0	2	0	0	0	0	0	0	0	0
2:00 PM	101	0	85	10	4	1	0	0	1	0	0	0	0	0
3:00 PM	78	1	57	13	4	3	0	0	0	0	0	0	0	0
4:00 PM	53	1	41	10	0	1	0	0	0	0	0	0	0	0
5:00 PM	93	1	76	14	0	2	0	0	0	0	0	0	0	0
6:00 PM	52	0	45	7	0	0	0	0	0	0	0	0	0	0
7:00 PM	39	3	27	8	0	1	0	0	0	0	0	0	0	0
8:00 PM	22	0	19	3	0	0	0	0	0	0	0	0	0	0
9:00 PM	12	0	11	0	0	1	0	0	0	0	0	0	0	0
10:00 PM	9	0	7	2	0	0	0	0	0	0	0	0	0	0
11:00 PM	6	1	5	0	0	0	0	0	0	0	0	0	0	0
Total	751	8	599	114	14	14	0	0	2	0	0	0	0	0
%		1.1	79.8	15.2	1.9	1.9	0.0	0.0	0.3	0.0	0.0	0.0	0.0	0.0

Town : Northborough
 Street : Maple Street
 Location : 115 Maple Street (South of Rogers Avenue)

Site: 2021006
 5/19/2021
 Wednesday

Daily Classification

NB

Interval Start	Total	Motor Bikes	Cars & Trailers	2 Axle Long	Buses	2 Axle 6 Tire	3 Axle Single	4 Axle Single	<5 Axle Double	5 Axle Double	>6 Axle Double	<6 Axle Multi	6 Axle Multi	>6 Axle Multi
12:00 AM	3	0	3	0	0	0	0	0	0	0	0	0	0	0
1:00 AM	4	0	4	0	0	0	0	0	0	0	0	0	0	0
2:00 AM	2	0	2	0	0	0	0	0	0	0	0	0	0	0
3:00 AM	2	0	2	0	0	0	0	0	0	0	0	0	0	0
4:00 AM	4	0	3	1	0	0	0	0	0	0	0	0	0	0
5:00 AM	4	0	3	1	0	0	0	0	0	0	0	0	0	0
6:00 AM	26	0	21	3	2	0	0	0	0	0	0	0	0	0
7:00 AM	72	1	53	15	2	1	0	0	0	0	0	0	0	0
8:00 AM	44	0	38	5	1	0	0	0	0	0	0	0	0	0
9:00 AM	22	0	17	5	0	0	0	0	0	0	0	0	0	0
10:00 AM	33	0	25	5	0	2	0	0	1	0	0	0	0	0
11:00 AM	27	0	20	5	0	2	0	0	0	0	0	0	0	0
12:00 PM	23	0	21	1	0	0	0	0	1	0	0	0	0	0
1:00 PM	39	0	34	5	0	0	0	0	0	0	0	0	0	0
2:00 PM	85	0	69	11	3	2	0	0	0	0	0	0	0	0
3:00 PM	86	0	69	12	3	2	0	0	0	0	0	0	0	0
4:00 PM	61	0	52	9	0	0	0	0	0	0	0	0	0	0
5:00 PM	72	0	55	15	0	2	0	0	0	0	0	0	0	0
6:00 PM	31	0	21	9	0	1	0	0	0	0	0	0	0	0
7:00 PM	52	0	49	3	0	0	0	0	0	0	0	0	0	0
8:00 PM	26	0	22	2	0	2	0	0	0	0	0	0	0	0
9:00 PM	11	0	9	2	0	0	0	0	0	0	0	0	0	0
10:00 PM	9	1	7	1	0	0	0	0	0	0	0	0	0	0
11:00 PM	8	0	8	0	0	0	0	0	0	0	0	0	0	0
Total	746	2	607	110	11	14	0	0	2	0	0	0	0	0
%		0.3	81.4	14.7	1.5	1.9	0.0	0.0	0.3	0.0	0.0	0.0	0.0	0.0

Town : Northborough
 Street : Maple Street
 Location : 115 Maple Street (South of Rogers Avenue)

Site: 2021006
 5/20/2021
 Thursday

Daily Classification

NB

Interval Start	Total	Motor Bikes	Cars & Trailers	2 Axle Long	Buses	2 Axle 6 Tire	3 Axle Single	4 Axle Single	<5 Axle Double	5 Axle Double	>6 Axle Double	<6 Axle Multi	6 Axle Multi	>6 Axle Multi
12:00 AM	3	0	3	0	0	0	0	0	0	0	0	0	0	0
1:00 AM	2	0	2	0	0	0	0	0	0	0	0	0	0	0
2:00 AM	2	0	2	0	0	0	0	0	0	0	0	0	0	0
3:00 AM	3	0	3	0	0	0	0	0	0	0	0	0	0	0
4:00 AM	4	0	3	1	0	0	0	0	0	0	0	0	0	0
5:00 AM	3	0	1	2	0	0	0	0	0	0	0	0	0	0
6:00 AM	25	0	19	3	2	1	0	0	0	0	0	0	0	0
7:00 AM	65	0	55	6	2	1	0	0	1	0	0	0	0	0
8:00 AM	40	0	35	3	2	0	0	0	0	0	0	0	0	0
9:00 AM	26	0	21	5	0	0	0	0	0	0	0	0	0	0
10:00 AM	34	0	29	2	0	2	0	0	1	0	0	0	0	0
11:00 AM	37	0	28	9	0	0	0	0	0	0	0	0	0	0
12:00 PM	37	0	28	9	0	0	0	0	0	0	0	0	0	0
1:00 PM	53	1	39	9	0	2	0	0	2	0	0	0	0	0
2:00 PM	94	0	71	18	5	0	0	0	0	0	0	0	0	0
3:00 PM	82	0	61	14	3	4	0	0	0	0	0	0	0	0
4:00 PM	73	0	54	17	1	1	0	0	0	0	0	0	0	0
5:00 PM	65	1	55	6	0	2	0	0	1	0	0	0	0	0
6:00 PM	37	0	30	6	0	1	0	0	0	0	0	0	0	0
7:00 PM	47	0	38	7	0	2	0	0	0	0	0	0	0	0
8:00 PM	22	0	18	2	0	2	0	0	0	0	0	0	0	0
9:00 PM	12	0	11	1	0	0	0	0	0	0	0	0	0	0
10:00 PM	4	1	3	0	0	0	0	0	0	0	0	0	0	0
11:00 PM	3	0	3	0	0	0	0	0	0	0	0	0	0	0
Total	773	3	612	120	15	18	0	0	5	0	0	0	0	0
%		0.4	79.2	15.5	1.9	2.3	0.0	0.0	0.6	0.0	0.0	0.0	0.0	0.0

Town : Northborough
 Street : Maple Street
 Location : 115 Maple Street (South of Rogers Avenue)

Site: 2021006
 5/21/2021
 Friday

Daily Classification

NB

Interval Start	Total	Motor Bikes	Cars & Trailers	2 Axle Long	Buses	2 Axle 6 Tire	3 Axle Single	4 Axle Single	<5 Axle Double	5 Axle Double	>6 Axle Double	<6 Axle Multi	6 Axle Multi	>6 Axle Multi
12:00 AM	0	0	0	0	0	0	0	0	0	0	0	0	0	0
1:00 AM	4	0	4	0	0	0	0	0	0	0	0	0	0	0
2:00 AM	1	0	1	0	0	0	0	0	0	0	0	0	0	0
3:00 AM	1	0	1	0	0	0	0	0	0	0	0	0	0	0
4:00 AM	4	0	3	1	0	0	0	0	0	0	0	0	0	0
5:00 AM	4	0	1	3	0	0	0	0	0	0	0	0	0	0
6:00 AM	15	0	12	1	2	0	0	0	0	0	0	0	0	0
7:00 AM	65	0	45	14	2	4	0	0	0	0	0	0	0	0
8:00 AM	48	0	40	6	1	1	0	0	0	0	0	0	0	0
9:00 AM	34	0	24	9	0	1	0	0	0	0	0	0	0	0
10:00 AM	18	0	14	1	0	2	1	0	0	0	0	0	0	0
11:00 AM	41	0	30	8	0	3	0	0	0	0	0	0	0	0
12:00 PM	52	0	41	9	0	1	0	0	1	0	0	0	0	0
1:00 PM	47	0	35	11	0	1	0	0	0	0	0	0	0	0
2:00 PM	98	0	80	12	4	1	0	0	1	0	0	0	0	0
3:00 PM	86	1	74	8	2	1	0	0	0	0	0	0	0	0
4:00 PM	69	0	58	11	0	0	0	0	0	0	0	0	0	0
5:00 PM	54	0	44	7	0	3	0	0	0	0	0	0	0	0
6:00 PM	65	1	53	11	0	0	0	0	0	0	0	0	0	0
7:00 PM	47	0	39	7	1	0	0	0	0	0	0	0	0	0
8:00 PM	20	0	18	2	0	0	0	0	0	0	0	0	0	0
9:00 PM	14	0	12	1	0	1	0	0	0	0	0	0	0	0
10:00 PM	11	1	10	0	0	0	0	0	0	0	0	0	0	0
11:00 PM	3	0	2	1	0	0	0	0	0	0	0	0	0	0
Total	801	3	641	123	12	19	1	0	2	0	0	0	0	0
%		0.4	80.0	15.4	1.5	2.4	0.1	0.0	0.2	0.0	0.0	0.0	0.0	0.0

Town : Northborough
 Street : Maple Street
 Location : 115 Maple Street (South of Rogers Avenue)

Site: 2021006
 5/22/2021
 Saturday

Daily Classification

NB

Interval Start	Total	Motor Bikes	Cars & Trailers	2 Axle Long	Buses	2 Axle 6 Tire	3 Axle Single	4 Axle Single	<5 Axle Double	5 Axle Double	>6 Axle Double	<6 Axle Multi	6 Axle Multi	>6 Axle Multi
12:00 AM	8	0	6	2	0	0	0	0	0	0	0	0	0	0
1:00 AM	3	0	3	0	0	0	0	0	0	0	0	0	0	0
2:00 AM	2	0	2	0	0	0	0	0	0	0	0	0	0	0
3:00 AM	2	0	2	0	0	0	0	0	0	0	0	0	0	0
4:00 AM	2	0	2	0	0	0	0	0	0	0	0	0	0	0
5:00 AM	4	0	2	2	0	0	0	0	0	0	0	0	0	0
6:00 AM	7	0	6	1	0	0	0	0	0	0	0	0	0	0
7:00 AM	10	0	8	1	0	1	0	0	0	0	0	0	0	0
8:00 AM	30	0	21	8	0	1	0	0	0	0	0	0	0	0
9:00 AM	35	1	25	6	1	2	0	0	0	0	0	0	0	0
10:00 AM	35	0	29	5	0	0	0	0	0	1	0	0	0	0
11:00 AM	35	0	26	7	0	2	0	0	0	0	0	0	0	0
12:00 PM	26	0	17	5	1	3	0	0	0	0	0	0	0	0
1:00 PM	29	0	21	7	0	1	0	0	0	0	0	0	0	0
2:00 PM	32	0	26	6	0	0	0	0	0	0	0	0	0	0
3:00 PM	29	0	20	9	0	0	0	0	0	0	0	0	0	0
4:00 PM	30	0	28	0	0	2	0	0	0	0	0	0	0	0
5:00 PM	29	0	26	2	0	1	0	0	0	0	0	0	0	0
6:00 PM	29	1	20	5	1	2	0	0	0	0	0	0	0	0
7:00 PM	27	0	20	6	0	1	0	0	0	0	0	0	0	0
8:00 PM	17	0	15	2	0	0	0	0	0	0	0	0	0	0
9:00 PM	15	1	14	0	0	0	0	0	0	0	0	0	0	0
10:00 PM	14	0	12	1	0	1	0	0	0	0	0	0	0	0
11:00 PM	5	0	5	0	0	0	0	0	0	0	0	0	0	0
Total	455	3	356	75	3	17	0	0	0	1	0	0	0	0
%		0.7	78.2	16.5	0.7	3.7	0.0	0.0	0.0	0.2	0.0	0.0	0.0	0.0

Town : Northborough
 Street : Maple Street
 Location : 115 Maple Street (South of Rogers Avenue)

Site: 2021006
 5/23/2021
 Sunday

Daily Classification

NB

Interval Start	Total	Motor Bikes	Cars & Trailers	2 Axle Long	Buses	2 Axle 6 Tire	3 Axle Single	4 Axle Single	<5 Axle Double	5 Axle Double	>6 Axle Double	<6 Axle Multi	6 Axle Multi	>6 Axle Multi
12:00 AM	5	0	5	0	0	0	0	0	0	0	0	0	0	0
1:00 AM	2	0	2	0	0	0	0	0	0	0	0	0	0	0
2:00 AM	1	0	1	0	0	0	0	0	0	0	0	0	0	0
3:00 AM	1	0	1	0	0	0	0	0	0	0	0	0	0	0
4:00 AM	1	0	1	0	0	0	0	0	0	0	0	0	0	0
5:00 AM	4	0	2	2	0	0	0	0	0	0	0	0	0	0
6:00 AM	5	0	5	0	0	0	0	0	0	0	0	0	0	0
7:00 AM	9	0	7	2	0	0	0	0	0	0	0	0	0	0
8:00 AM	15	0	12	1	0	2	0	0	0	0	0	0	0	0
9:00 AM	16	0	13	3	0	0	0	0	0	0	0	0	0	0
10:00 AM	28	0	20	6	0	2	0	0	0	0	0	0	0	0
11:00 AM	35	2	29	4	0	0	0	0	0	0	0	0	0	0
12:00 PM	42	0	34	8	0	0	0	0	0	0	0	0	0	0
1:00 PM	23	0	20	3	0	0	0	0	0	0	0	0	0	0
2:00 PM	31	0	26	4	0	1	0	0	0	0	0	0	0	0
3:00 PM	28	0	21	7	0	0	0	0	0	0	0	0	0	0
4:00 PM	25	0	21	3	0	1	0	0	0	0	0	0	0	0
5:00 PM	23	0	21	1	0	1	0	0	0	0	0	0	0	0
6:00 PM	19	0	17	2	0	0	0	0	0	0	0	0	0	0
7:00 PM	20	0	17	3	0	0	0	0	0	0	0	0	0	0
8:00 PM	16	0	16	0	0	0	0	0	0	0	0	0	0	0
9:00 PM	14	0	9	5	0	0	0	0	0	0	0	0	0	0
10:00 PM	5	0	4	1	0	0	0	0	0	0	0	0	0	0
11:00 PM	4	0	4	0	0	0	0	0	0	0	0	0	0	0
Total	372	2	308	55	0	7	0	0	0	0	0	0	0	0
%		0.5	82.8	14.8	0.0	1.9	0.0	0.0	0.0	0.0	0.0	0.0	0.0	0.0

Town : Northborough
 Street : Maple Street
 Location : 115 Maple Street (South of Rogers Avenue)

Site: 2021006
 5/24/2021
 Monday

Daily Classification

NB

Interval Start	Total	Motor Bikes	Cars & Trailers	2 Axle Long	Buses	2 Axle 6 Tire	3 Axle Single	4 Axle Single	<5 Axle Double	5 Axle Double	>6 Axle Double	<6 Axle Multi	6 Axle Multi	>6 Axle Multi
12:00 AM	4	0	4	0	0	0	0	0	0	0	0	0	0	0
1:00 AM	3	0	3	0	0	0	0	0	0	0	0	0	0	0
2:00 AM	0	0	0	0	0	0	0	0	0	0	0	0	0	0
3:00 AM	2	0	2	0	0	0	0	0	0	0	0	0	0	0
4:00 AM	2	0	1	1	0	0	0	0	0	0	0	0	0	0
5:00 AM	2	0	0	2	0	0	0	0	0	0	0	0	0	0
6:00 AM	15	0	10	2	2	1	0	0	0	0	0	0	0	0
7:00 AM	59	0	48	7	3	1	0	0	0	0	0	0	0	0
8:00 AM	45	0	33	10	1	1	0	0	0	0	0	0	0	0
9:00 AM	21	0	15	5	0	0	1	0	0	0	0	0	0	0
10:00 AM	71	0	59	7	2	1	2	0	0	0	0	0	0	0
11:00 AM	62	0	53	8	1	0	0	0	0	0	0	0	0	0
12:00 PM	50	0	33	12	3	2	0	0	0	0	0	0	0	0
1:00 PM	52	0	42	9	0	0	1	0	0	0	0	0	0	0
2:00 PM	67	0	56	9	2	0	0	0	0	0	0	0	0	0
3:00 PM	75	0	58	12	2	3	0	0	0	0	0	0	0	0
4:00 PM	72	1	57	8	0	6	0	0	0	0	0	0	0	0
5:00 PM	86	1	75	9	0	1	0	0	0	0	0	0	0	0
6:00 PM	51	0	43	7	0	1	0	0	0	0	0	0	0	0
7:00 PM	30	0	25	5	0	0	0	0	0	0	0	0	0	0
8:00 PM	18	0	17	1	0	0	0	0	0	0	0	0	0	0
9:00 PM	9	0	9	0	0	0	0	0	0	0	0	0	0	0
10:00 PM	8	0	7	1	0	0	0	0	0	0	0	0	0	0
11:00 PM	6	1	5	0	0	0	0	0	0	0	0	0	0	0
Total	810	3	655	115	16	17	4	0	0	0	0	0	0	0
%		0.4	80.9	14.2	2.0	2.1	0.5	0.0	0.0	0.0	0.0	0.0	0.0	0.0

Town : Northborough
 Street : Maple Street
 Location : 115 Maple Street (South of Rogers Avenue)

Site: 2021006
 5/25/2021
 Tuesday

Daily Classification

NB

Interval Start	Total	Motor Bikes	Cars & Trailers	2 Axle Long	Buses	2 Axle 6 Tire	3 Axle Single	4 Axle Single	<5 Axle Double	5 Axle Double	>6 Axle Double	<6 Axle Multi	6 Axle Multi	>6 Axle Multi
12:00 AM	2	0	2	0	0	0	0	0	0	0	0	0	0	0
1:00 AM	3	0	3	0	0	0	0	0	0	0	0	0	0	0
2:00 AM	1	0	0	0	0	1	0	0	0	0	0	0	0	0
3:00 AM	3	0	3	0	0	0	0	0	0	0	0	0	0	0
4:00 AM	6	0	4	2	0	0	0	0	0	0	0	0	0	0
5:00 AM	5	0	3	2	0	0	0	0	0	0	0	0	0	0
6:00 AM	14	0	12	0	2	0	0	0	0	0	0	0	0	0
7:00 AM	63	0	49	11	2	1	0	0	0	0	0	0	0	0
8:00 AM	47	0	34	12	1	0	0	0	0	0	0	0	0	0
9:00 AM	26	0	22	4	0	0	0	0	0	0	0	0	0	0
10:00 AM	29	0	17	11	0	1	0	0	0	0	0	0	0	0
11:00 AM	29	0	24	4	0	1	0	0	0	0	0	0	0	0
12:00 PM	33	0	27	5	0	1	0	0	0	0	0	0	0	0
1:00 PM	48	1	35	10	0	2	0	0	0	0	0	0	0	0
2:00 PM	101	0	76	18	4	3	0	0	0	0	0	0	0	0
3:00 PM	91	0	67	18	4	2	0	0	0	0	0	0	0	0
4:00 PM	75	0	64	10	0	1	0	0	0	0	0	0	0	0
5:00 PM	74	2	53	17	0	2	0	0	0	0	0	0	0	0
6:00 PM	71	0	56	15	0	0	0	0	0	0	0	0	0	0
7:00 PM	44	0	39	5	0	0	0	0	0	0	0	0	0	0
8:00 PM	12	0	10	2	0	0	0	0	0	0	0	0	0	0
9:00 PM	13	0	10	3	0	0	0	0	0	0	0	0	0	0
10:00 PM	10	1	7	2	0	0	0	0	0	0	0	0	0	0
11:00 PM	3	0	2	1	0	0	0	0	0	0	0	0	0	0
Total	803	4	619	152	13	15	0	0	0	0	0	0	0	0
%		0.5	77.1	18.9	1.6	1.9	0.0	0.0	0.0	0.0	0.0	0.0	0.0	0.0

Town : Northborough
 Street : Maple Street
 Location : 115 Maple Street (South of Rogers Avenue)

Site: 2021006
 5/26/2021
 Wednesday

Daily Classification

NB

Interval Start	Total	Motor Bikes	Cars & Trailers	2 Axle Long	Buses	2 Axle 6 Tire	3 Axle Single	4 Axle Single	<5 Axle Double	5 Axle Double	>6 Axle Double	<6 Axle Multi	6 Axle Multi	>6 Axle Multi
12:00 AM	8	0	8	0	0	0	0	0	0	0	0	0	0	0
1:00 AM	2	0	2	0	0	0	0	0	0	0	0	0	0	0
2:00 AM	1	0	1	0	0	0	0	0	0	0	0	0	0	0
3:00 AM	2	0	2	0	0	0	0	0	0	0	0	0	0	0
4:00 AM	6	0	4	2	0	0	0	0	0	0	0	0	0	0
5:00 AM	6	0	4	2	0	0	0	0	0	0	0	0	0	0
6:00 AM	20	0	12	4	2	2	0	0	0	0	0	0	0	0
7:00 AM	73	0	52	18	3	0	0	0	0	0	0	0	0	0
8:00 AM	47	0	38	8	1	0	0	0	0	0	0	0	0	0
9:00 AM	25	0	17	4	0	3	0	0	1	0	0	0	0	0
10:00 AM	37	1	30	3	0	3	0	0	0	0	0	0	0	0
11:00 AM	33	0	24	8	0	1	0	0	0	0	0	0	0	0
12:00 PM	29	1	21	5	0	2	0	0	0	0	0	0	0	0
1:00 PM	38	0	31	5	0	2	0	0	0	0	0	0	0	0
2:00 PM	106	0	83	14	5	4	0	0	0	0	0	0	0	0
3:00 PM	74	0	61	8	3	2	0	0	0	0	0	0	0	0
4:00 PM	72	1	62	9	0	0	0	0	0	0	0	0	0	0
5:00 PM	58	0	47	7	0	4	0	0	0	0	0	0	0	0
6:00 PM	54	0	45	9	0	0	0	0	0	0	0	0	0	0
7:00 PM	31	0	28	3	0	0	0	0	0	0	0	0	0	0
8:00 PM	17	0	14	3	0	0	0	0	0	0	0	0	0	0
9:00 PM	12	0	10	2	0	0	0	0	0	0	0	0	0	0
10:00 PM	5	0	4	1	0	0	0	0	0	0	0	0	0	0
11:00 PM	3	0	3	0	0	0	0	0	0	0	0	0	0	0
Total	759	3	603	115	14	23	0	0	1	0	0	0	0	0
%		0.4	79.4	15.2	1.8	3.0	0.0	0.0	0.1	0.0	0.0	0.0	0.0	0.0

Town : Northborough
 Street : Maple Street
 Location : 115 Maple Street (South of Rogers Avenue)

Site: 2021006
 5/27/2021
 Thursday

Daily Classification

NB

Interval Start	Total	Motor Bikes	Cars & Trailers	2 Axle Long	Buses	2 Axle 6 Tire	3 Axle Single	4 Axle Single	<5 Axle Double	5 Axle Double	>6 Axle Double	<6 Axle Multi	6 Axle Multi	>6 Axle Multi
12:00 AM	5	0	3	1	0	0	0	0	0	1	0	0	0	0
1:00 AM	1	0	1	0	0	0	0	0	0	0	0	0	0	0
2:00 AM	3	0	3	0	0	0	0	0	0	0	0	0	0	0
3:00 AM	3	0	3	0	0	0	0	0	0	0	0	0	0	0
4:00 AM	6	0	5	1	0	0	0	0	0	0	0	0	0	0
5:00 AM	3	0	1	2	0	0	0	0	0	0	0	0	0	0
6:00 AM	23	0	17	4	2	0	0	0	0	0	0	0	0	0
7:00 AM	64	0	51	11	2	0	0	0	0	0	0	0	0	0
8:00 AM	39	0	34	3	2	0	0	0	0	0	0	0	0	0
9:00 AM	20	0	13	7	0	0	0	0	0	0	0	0	0	0
10:00 AM	39	0	25	9	1	3	0	0	1	0	0	0	0	0
11:00 AM	35	1	28	5	0	1	0	0	0	0	0	0	0	0
12:00 PM	38	0	30	7	0	0	0	0	1	0	0	0	0	0
1:00 PM	48	0	38	10	0	0	0	0	0	0	0	0	0	0
2:00 PM	106	1	79	16	5	5	0	0	0	0	0	0	0	0
3:00 PM	73	0	58	11	2	2	0	0	0	0	0	0	0	0
4:00 PM	83	0	67	13	0	3	0	0	0	0	0	0	0	0
5:00 PM	77	0	59	17	0	1	0	0	0	0	0	0	0	0
6:00 PM	46	0	36	8	0	2	0	0	0	0	0	0	0	0
7:00 PM	56	0	48	6	0	2	0	0	0	0	0	0	0	0
8:00 PM	30	0	26	4	0	0	0	0	0	0	0	0	0	0
9:00 PM	16	0	15	1	0	0	0	0	0	0	0	0	0	0
10:00 PM	24	0	20	4	0	0	0	0	0	0	0	0	0	0
11:00 PM	5	0	4	1	0	0	0	0	0	0	0	0	0	0
Total	843	2	664	141	14	19	0	0	2	1	0	0	0	0
%		0.2	78.8	16.7	1.7	2.3	0.0	0.0	0.2	0.1	0.0	0.0	0.0	0.0

Town : Northborough
 Street : Maple Street
 Location : 115 Maple Street (South of Rogers Avenue)

Site: 2021006
 5/28/2021
 Friday

Daily Classification

NB

Interval Start	Total	Motor Bikes	Cars & Trailers	2 Axle Long	Buses	2 Axle 6 Tire	3 Axle Single	4 Axle Single	<5 Axle Double	5 Axle Double	>6 Axle Double	<6 Axle Multi	6 Axle Multi	>6 Axle Multi
12:00 AM	5	0	5	0	0	0	0	0	0	0	0	0	0	0
1:00 AM	6	0	5	0	0	1	0	0	0	0	0	0	0	0
2:00 AM	1	0	1	0	0	0	0	0	0	0	0	0	0	0
3:00 AM	2	0	1	1	0	0	0	0	0	0	0	0	0	0
4:00 AM	2	0	2	0	0	0	0	0	0	0	0	0	0	0
5:00 AM	5	0	4	1	0	0	0	0	0	0	0	0	0	0
6:00 AM	16	0	12	1	2	1	0	0	0	0	0	0	0	0
7:00 AM	66	0	52	12	2	0	0	0	0	0	0	0	0	0
8:00 AM	50	0	39	9	2	0	0	0	0	0	0	0	0	0
9:00 AM	29	0	23	4	1	1	0	0	0	0	0	0	0	0
10:00 AM	18	0	14	4	0	0	0	0	0	0	0	0	0	0
11:00 AM	28	0	21	7	0	0	0	0	0	0	0	0	0	0
12:00 PM	29	0	21	5	0	2	0	0	1	0	0	0	0	0
1:00 PM	49	0	38	10	0	1	0	0	0	0	0	0	0	0
2:00 PM	99	1	76	13	6	3	0	0	0	0	0	0	0	0
3:00 PM	92	0	77	12	2	1	0	0	0	0	0	0	0	0
4:00 PM	48	0	36	11	0	1	0	0	0	0	0	0	0	0
5:00 PM	65	0	56	8	0	1	0	0	0	0	0	0	0	0
6:00 PM	48	0	41	7	0	0	0	0	0	0	0	0	0	0
7:00 PM	21	0	17	3	0	1	0	0	0	0	0	0	0	0
8:00 PM	12	0	10	2	0	0	0	0	0	0	0	0	0	0
9:00 PM	11	0	10	0	0	1	0	0	0	0	0	0	0	0
10:00 PM	9	0	8	1	0	0	0	0	0	0	0	0	0	0
11:00 PM	2	0	1	1	0	0	0	0	0	0	0	0	0	0
Total	713	1	570	112	15	14	0	0	1	0	0	0	0	0
%		0.1	79.9	15.7	2.1	2.0	0.0	0.0	0.1	0.0	0.0	0.0	0.0	0.0

Town : Northborough
 Street : Maple Street
 Location : 115 Maple Street (South of Rogers Avenue)

Site: 2021006
 5/29/2021
 Saturday

Daily Classification

NB

Interval Start	Total	Motor Bikes	Cars & Trailers	2 Axle Long	Buses	2 Axle 6 Tire	3 Axle Single	4 Axle Single	<5 Axle Double	5 Axle Double	>6 Axle Double	<6 Axle Multi	6 Axle Multi	>6 Axle Multi
12:00 AM	2	0	2	0	0	0	0	0	0	0	0	0	0	0
1:00 AM	2	0	2	0	0	0	0	0	0	0	0	0	0	0
2:00 AM	3	0	3	0	0	0	0	0	0	0	0	0	0	0
3:00 AM	3	0	3	0	0	0	0	0	0	0	0	0	0	0
4:00 AM	3	0	3	0	0	0	0	0	0	0	0	0	0	0
5:00 AM	1	0	0	1	0	0	0	0	0	0	0	0	0	0
6:00 AM	8	0	7	1	0	0	0	0	0	0	0	0	0	0
7:00 AM	11	0	9	2	0	0	0	0	0	0	0	0	0	0
8:00 AM	11	0	9	2	0	0	0	0	0	0	0	0	0	0
9:00 AM	28	0	19	8	0	1	0	0	0	0	0	0	0	0
10:00 AM	12	0	6	6	0	0	0	0	0	0	0	0	0	0
11:00 AM	31	0	26	4	0	1	0	0	0	0	0	0	0	0
12:00 PM	22	0	19	2	0	1	0	0	0	0	0	0	0	0
1:00 PM	17	0	14	3	0	0	0	0	0	0	0	0	0	0
2:00 PM	17	0	16	1	0	0	0	0	0	0	0	0	0	0
3:00 PM	32	0	25	7	0	0	0	0	0	0	0	0	0	0
4:00 PM	28	0	22	5	0	1	0	0	0	0	0	0	0	0
5:00 PM	16	0	12	4	0	0	0	0	0	0	0	0	0	0
6:00 PM	29	0	25	4	0	0	0	0	0	0	0	0	0	0
7:00 PM	16	0	14	2	0	0	0	0	0	0	0	0	0	0
8:00 PM	13	0	10	3	0	0	0	0	0	0	0	0	0	0
9:00 PM	12	0	10	1	0	1	0	0	0	0	0	0	0	0
10:00 PM	6	0	6	0	0	0	0	0	0	0	0	0	0	0
11:00 PM	7	0	7	0	0	0	0	0	0	0	0	0	0	0
Total	330	0	269	56	0	5	0	0	0	0	0	0	0	0
%		0.0	81.5	17.0	0.0	1.5	0.0	0.0	0.0	0.0	0.0	0.0	0.0	0.0

Town : Northborough
 Street : Maple Street
 Location : 115 Maple Street (South of Rogers Avenue)

Site: 2021006
 5/30/2021
 Sunday

Daily Classification

NB

Interval Start	Total	Motor Bikes	Cars & Trailers	2 Axle Long	Buses	2 Axle 6 Tire	3 Axle Single	4 Axle Single	<5 Axle Double	5 Axle Double	>6 Axle Double	<6 Axle Multi	6 Axle Multi	>6 Axle Multi
12:00 AM	2	0	2	0	0	0	0	0	0	0	0	0	0	0
1:00 AM	4	0	2	2	0	0	0	0	0	0	0	0	0	0
2:00 AM	2	0	2	0	0	0	0	0	0	0	0	0	0	0
3:00 AM	3	0	2	1	0	0	0	0	0	0	0	0	0	0
4:00 AM	0	0	0	0	0	0	0	0	0	0	0	0	0	0
5:00 AM	1	0	1	0	0	0	0	0	0	0	0	0	0	0
6:00 AM	5	0	3	2	0	0	0	0	0	0	0	0	0	0
7:00 AM	5	0	5	0	0	0	0	0	0	0	0	0	0	0
8:00 AM	6	0	3	3	0	0	0	0	0	0	0	0	0	0
9:00 AM	22	0	15	7	0	0	0	0	0	0	0	0	0	0
10:00 AM	18	0	15	2	0	1	0	0	0	0	0	0	0	0
11:00 AM	23	0	21	1	0	1	0	0	0	0	0	0	0	0
12:00 PM	26	0	23	3	0	0	0	0	0	0	0	0	0	0
1:00 PM	15	0	11	4	0	0	0	0	0	0	0	0	0	0
2:00 PM	14	0	13	1	0	0	0	0	0	0	0	0	0	0
3:00 PM	22	0	19	3	0	0	0	0	0	0	0	0	0	0
4:00 PM	11	0	9	2	0	0	0	0	0	0	0	0	0	0
5:00 PM	14	0	11	3	0	0	0	0	0	0	0	0	0	0
6:00 PM	19	0	16	3	0	0	0	0	0	0	0	0	0	0
7:00 PM	8	0	7	1	0	0	0	0	0	0	0	0	0	0
8:00 PM	13	0	13	0	0	0	0	0	0	0	0	0	0	0
9:00 PM	8	0	8	0	0	0	0	0	0	0	0	0	0	0
10:00 PM	5	0	5	0	0	0	0	0	0	0	0	0	0	0
11:00 PM	6	0	6	0	0	0	0	0	0	0	0	0	0	0
Total	252	0	212	38	0	2	0	0	0	0	0	0	0	0
%		0.0	84.1	15.1	0.0	0.8	0.0	0.0	0.0	0.0	0.0	0.0	0.0	0.0

Town : Northborough
 Street : Maple Street
 Location : 115 Maple Street (South of Rogers Avenue)

Site: 2021006
 5/31/2021
 Monday

Daily Classification

NB

Interval Start	Total	Motor Bikes	Cars & Trailers	2 Axle Long	Buses	2 Axle 6 Tire	3 Axle Single	4 Axle Single	<5 Axle Double	5 Axle Double	>6 Axle Double	<6 Axle Multi	6 Axle Multi	>6 Axle Multi
12:00 AM	0	0	0	0	0	0	0	0	0	0	0	0	0	0
1:00 AM	4	0	3	1	0	0	0	0	0	0	0	0	0	0
2:00 AM	2	0	1	0	0	1	0	0	0	0	0	0	0	0
3:00 AM	1	0	1	0	0	0	0	0	0	0	0	0	0	0
4:00 AM	2	0	2	0	0	0	0	0	0	0	0	0	0	0
5:00 AM	2	0	2	0	0	0	0	0	0	0	0	0	0	0
6:00 AM	6	0	5	1	0	0	0	0	0	0	0	0	0	0
7:00 AM	6	0	6	0	0	0	0	0	0	0	0	0	0	0
8:00 AM	8	0	5	3	0	0	0	0	0	0	0	0	0	0
9:00 AM	11	0	8	2	0	1	0	0	0	0	0	0	0	0
10:00 AM	26	0	19	7	0	0	0	0	0	0	0	0	0	0
11:00 AM	25	0	21	3	0	1	0	0	0	0	0	0	0	0
12:00 PM	25	0	18	7	0	0	0	0	0	0	0	0	0	0
1:00 PM	17	0	14	3	0	0	0	0	0	0	0	0	0	0
2:00 PM	37	0	31	6	0	0	0	0	0	0	0	0	0	0
3:00 PM	36	0	27	8	0	1	0	0	0	0	0	0	0	0
4:00 PM	23	0	16	7	0	0	0	0	0	0	0	0	0	0
5:00 PM	25	0	19	4	0	2	0	0	0	0	0	0	0	0
6:00 PM	16	0	13	3	0	0	0	0	0	0	0	0	0	0
7:00 PM	18	0	14	4	0	0	0	0	0	0	0	0	0	0
8:00 PM	12	0	11	0	0	1	0	0	0	0	0	0	0	0
9:00 PM	10	0	10	0	0	0	0	0	0	0	0	0	0	0
10:00 PM	7	0	6	1	0	0	0	0	0	0	0	0	0	0
11:00 PM	7	0	6	1	0	0	0	0	0	0	0	0	0	0
Total	326	0	258	61	0	7	0	0	0	0	0	0	0	0
%		0.0	79.1	18.7	0.0	2.1	0.0	0.0	0.0	0.0	0.0	0.0	0.0	0.0

Town : Northborough
 Street : Maple Street
 Location : 115 Maple Street (South of Rogers Avenue)

Site: 2021006
 6/1/2021
 Tuesday

Daily Classification

NB

Interval Start	Total	Motor Bikes	Cars & Trailers	2 Axle Long	Buses	2 Axle 6 Tire	3 Axle Single	4 Axle Single	<5 Axle Double	5 Axle Double	>6 Axle Double	<6 Axle Multi	6 Axle Multi	>6 Axle Multi
12:00 AM	3	0	3	0	0	0	0	0	0	0	0	0	0	0
1:00 AM	4	0	4	0	0	0	0	0	0	0	0	0	0	0
2:00 AM	0	0	0	0	0	0	0	0	0	0	0	0	0	0
3:00 AM	2	0	1	1	0	0	0	0	0	0	0	0	0	0
4:00 AM	5	0	4	1	0	0	0	0	0	0	0	0	0	0
5:00 AM	5	0	3	1	0	1	0	0	0	0	0	0	0	0
6:00 AM	15	0	11	2	2	0	0	0	0	0	0	0	0	0
7:00 AM	75	0	56	16	2	1	0	0	0	0	0	0	0	0
8:00 AM	45	0	37	5	2	1	0	0	0	0	0	0	0	0
Total	154	0	119	26	6	3	0	0	0	0	0	0	0	0
%		0.0	77.3	16.9	3.9	1.9	0.0	0.0	0.0	0.0	0.0	0.0	0.0	0.0

Town : Northborough
 Street : Maple Street
 Location : 115 Maple Street (South of Rogers Avenue)

Site: 2021006
 5/17/2021
 Monday

Daily Classification

SB

Interval Start	Total	Motor Bikes	Cars & Trailers	2 Axle Long	Buses	2 Axle 6 Tire	3 Axle Single	4 Axle Single	<5 Axle Double	5 Axle Double	>6 Axle Double	<6 Axle Multi	6 Axle Multi	>6 Axle Multi
12:00 AM	-	-	-	-	-	-	-	-	-	-	-	-	-	-
1:00 AM	-	-	-	-	-	-	-	-	-	-	-	-	-	-
2:00 AM	-	-	-	-	-	-	-	-	-	-	-	-	-	-
3:00 AM	-	-	-	-	-	-	-	-	-	-	-	-	-	-
4:00 AM	-	-	-	-	-	-	-	-	-	-	-	-	-	-
5:00 AM	-	-	-	-	-	-	-	-	-	-	-	-	-	-
6:00 AM	-	-	-	-	-	-	-	-	-	-	-	-	-	-
7:00 AM	-	-	-	-	-	-	-	-	-	-	-	-	-	-
8:00 AM	-	-	-	-	-	-	-	-	-	-	-	-	-	-
9:00 AM	-	-	-	-	-	-	-	-	-	-	-	-	-	-
10:00 AM	-	-	-	-	-	-	-	-	-	-	-	-	-	-
11:00 AM	-	-	-	-	-	-	-	-	-	-	-	-	-	-
12:00 PM	-	-	-	-	-	-	-	-	-	-	-	-	-	-
1:00 PM	73	1	53	14	3	2	0	0	0	0	0	0	0	0
2:00 PM	73	0	57	12	1	3	0	0	0	0	0	0	0	0
3:00 PM	68	0	50	15	1	1	0	0	1	0	0	0	0	0
4:00 PM	64	0	47	13	0	4	0	0	0	0	0	0	0	0
5:00 PM	58	0	45	8	0	5	0	0	0	0	0	0	0	0
6:00 PM	40	0	33	6	0	1	0	0	0	0	0	0	0	0
7:00 PM	36	0	29	2	0	4	0	0	1	0	0	0	0	0
8:00 PM	21	0	18	2	0	1	0	0	0	0	0	0	0	0
9:00 PM	22	0	21	1	0	0	0	0	0	0	0	0	0	0
10:00 PM	4	0	4	0	0	0	0	0	0	0	0	0	0	0
11:00 PM	3	0	3	0	0	0	0	0	0	0	0	0	0	0
Total	462	1	360	73	5	21	0	0	2	0	0	0	0	0
%		0.2	77.9	15.8	1.1	4.5	0.0	0.0	0.4	0.0	0.0	0.0	0.0	0.0

Town : Northborough
 Street : Maple Street
 Location : 115 Maple Street (South of Rogers Avenue)

Site: 2021006
 5/18/2021
 Tuesday

Daily Classification

SB

Interval Start	Total	Motor Bikes	Cars & Trailers	2 Axle Long	Buses	2 Axle 6 Tire	3 Axle Single	4 Axle Single	<5 Axle Double	5 Axle Double	>6 Axle Double	<6 Axle Multi	6 Axle Multi	>6 Axle Multi
12:00 AM	3	0	3	0	0	0	0	0	0	0	0	0	0	0
1:00 AM	0	0	0	0	0	0	0	0	0	0	0	0	0	0
2:00 AM	1	0	1	0	0	0	0	0	0	0	0	0	0	0
3:00 AM	1	0	1	0	0	0	0	0	0	0	0	0	0	0
4:00 AM	6	0	5	1	0	0	0	0	0	0	0	0	0	0
5:00 AM	21	0	14	7	0	0	0	0	0	0	0	0	0	0
6:00 AM	60	0	41	12	3	4	0	0	0	0	0	0	0	0
7:00 AM	133	0	113	14	1	4	0	0	1	0	0	0	0	0
8:00 AM	72	1	54	13	1	2	0	0	1	0	0	0	0	0
9:00 AM	42	1	29	6	1	4	0	0	1	0	0	0	0	0
10:00 AM	29	0	20	5	1	3	0	0	0	0	0	0	0	0
11:00 AM	46	1	32	10	0	3	0	0	0	0	0	0	0	0
12:00 PM	32	1	25	5	0	1	0	0	0	0	0	0	0	0
1:00 PM	62	0	50	6	4	1	0	0	1	0	0	0	0	0
2:00 PM	78	0	62	11	1	4	0	0	0	0	0	0	0	0
3:00 PM	82	0	64	10	2	5	0	0	1	0	0	0	0	0
4:00 PM	81	0	63	17	0	1	0	0	0	0	0	0	0	0
5:00 PM	76	1	56	18	0	1	0	0	0	0	0	0	0	0
6:00 PM	31	0	27	3	0	1	0	0	0	0	0	0	0	0
7:00 PM	39	1	26	10	0	2	0	0	0	0	0	0	0	0
8:00 PM	21	0	17	3	0	1	0	0	0	0	0	0	0	0
9:00 PM	8	0	6	1	0	1	0	0	0	0	0	0	0	0
10:00 PM	8	0	7	1	0	0	0	0	0	0	0	0	0	0
11:00 PM	5	0	5	0	0	0	0	0	0	0	0	0	0	0
Total	937	6	721	153	14	38	0	0	5	0	0	0	0	0
%		0.6	76.9	16.3	1.5	4.1	0.0	0.0	0.5	0.0	0.0	0.0	0.0	0.0

Town : Northborough
 Street : Maple Street
 Location : 115 Maple Street (South of Rogers Avenue)

Site: 2021006
 5/19/2021
 Wednesday

Daily Classification

SB

Interval Start	Total	Motor Bikes	Cars & Trailers	2 Axle Long	Buses	2 Axle 6 Tire	3 Axle Single	4 Axle Single	<5 Axle Double	5 Axle Double	>6 Axle Double	<6 Axle Multi	6 Axle Multi	>6 Axle Multi
12:00 AM	3	0	1	2	0	0	0	0	0	0	0	0	0	0
1:00 AM	0	0	0	0	0	0	0	0	0	0	0	0	0	0
2:00 AM	3	0	1	0	0	2	0	0	0	0	0	0	0	0
3:00 AM	1	0	1	0	0	0	0	0	0	0	0	0	0	0
4:00 AM	4	0	3	1	0	0	0	0	0	0	0	0	0	0
5:00 AM	20	0	13	7	0	0	0	0	0	0	0	0	0	0
6:00 AM	58	1	37	14	2	4	0	0	0	0	0	0	0	0
7:00 AM	138	1	112	19	2	4	0	0	0	0	0	0	0	0
8:00 AM	77	0	60	13	1	3	0	0	0	0	0	0	0	0
9:00 AM	33	0	23	9	0	1	0	0	0	0	0	0	0	0
10:00 AM	33	1	28	4	0	0	0	0	0	0	0	0	0	0
11:00 AM	35	0	27	5	0	3	0	0	0	0	0	0	0	0
12:00 PM	46	1	37	6	0	2	0	0	0	0	0	0	0	0
1:00 PM	57	0	46	8	1	2	0	0	0	0	0	0	0	0
2:00 PM	68	0	50	15	0	3	0	0	0	0	0	0	0	0
3:00 PM	82	0	62	17	1	2	0	0	0	0	0	0	0	0
4:00 PM	67	1	51	10	0	5	0	0	0	0	0	0	0	0
5:00 PM	64	1	52	9	0	1	0	0	1	0	0	0	0	0
6:00 PM	35	0	25	9	0	1	0	0	0	0	0	0	0	0
7:00 PM	44	0	34	7	0	3	0	0	0	0	0	0	0	0
8:00 PM	27	0	24	1	0	2	0	0	0	0	0	0	0	0
9:00 PM	9	0	9	0	0	0	0	0	0	0	0	0	0	0
10:00 PM	6	0	6	0	0	0	0	0	0	0	0	0	0	0
11:00 PM	5	0	5	0	0	0	0	0	0	0	0	0	0	0
Total	915	6	707	156	7	38	0	0	1	0	0	0	0	0
%		0.7	77.3	17.0	0.8	4.2	0.0	0.0	0.1	0.0	0.0	0.0	0.0	0.0

Town : Northborough
 Street : Maple Street
 Location : 115 Maple Street (South of Rogers Avenue)

Site: 2021006
 5/20/2021
 Thursday

Daily Classification

SB

Interval Start	Total	Motor Bikes	Cars & Trailers	2 Axle Long	Buses	2 Axle 6 Tire	3 Axle Single	4 Axle Single	<5 Axle Double	5 Axle Double	>6 Axle Double	<6 Axle Multi	6 Axle Multi	>6 Axle Multi
12:00 AM	6	0	4	2	0	0	0	0	0	0	0	0	0	0
1:00 AM	1	0	1	0	0	0	0	0	0	0	0	0	0	0
2:00 AM	3	0	2	0	0	1	0	0	0	0	0	0	0	0
3:00 AM	1	0	1	0	0	0	0	0	0	0	0	0	0	0
4:00 AM	5	0	4	1	0	0	0	0	0	0	0	0	0	0
5:00 AM	21	0	15	6	0	0	0	0	0	0	0	0	0	0
6:00 AM	71	0	48	16	4	3	0	0	0	0	0	0	0	0
7:00 AM	137	2	120	10	1	4	0	0	0	0	0	0	0	0
8:00 AM	57	0	41	11	1	4	0	0	0	0	0	0	0	0
9:00 AM	37	0	30	7	0	0	0	0	0	0	0	0	0	0
10:00 AM	38	0	29	8	0	1	0	0	0	0	0	0	0	0
11:00 AM	28	1	22	5	0	0	0	0	0	0	0	0	0	0
12:00 PM	64	0	45	13	0	5	0	0	1	0	0	0	0	0
1:00 PM	57	0	40	10	2	4	0	0	1	0	0	0	0	0
2:00 PM	72	0	59	12	0	1	0	0	0	0	0	0	0	0
3:00 PM	70	0	57	7	2	4	0	0	0	0	0	0	0	0
4:00 PM	74	1	54	15	1	3	0	0	0	0	0	0	0	0
5:00 PM	68	0	55	10	0	1	0	0	2	0	0	0	0	0
6:00 PM	61	0	38	19	0	4	0	0	0	0	0	0	0	0
7:00 PM	34	0	25	3	1	5	0	0	0	0	0	0	0	0
8:00 PM	29	0	24	3	0	2	0	0	0	0	0	0	0	0
9:00 PM	7	0	7	0	0	0	0	0	0	0	0	0	0	0
10:00 PM	7	0	6	1	0	0	0	0	0	0	0	0	0	0
11:00 PM	6	0	4	2	0	0	0	0	0	0	0	0	0	0
Total	954	4	731	161	12	42	0	0	4	0	0	0	0	0
%		0.4	76.6	16.9	1.3	4.4	0.0	0.0	0.4	0.0	0.0	0.0	0.0	0.0

Town : Northborough
 Street : Maple Street
 Location : 115 Maple Street (South of Rogers Avenue)

Site: 2021006
 5/21/2021
 Friday

Daily Classification

SB

Interval Start	Total	Motor Bikes	Cars & Trailers	2 Axle Long	Buses	2 Axle 6 Tire	3 Axle Single	4 Axle Single	<5 Axle Double	5 Axle Double	>6 Axle Double	<6 Axle Multi	6 Axle Multi	>6 Axle Multi
12:00 AM	3	0	2	1	0	0	0	0	0	0	0	0	0	0
1:00 AM	0	0	0	0	0	0	0	0	0	0	0	0	0	0
2:00 AM	2	0	1	0	0	1	0	0	0	0	0	0	0	0
3:00 AM	1	0	1	0	0	0	0	0	0	0	0	0	0	0
4:00 AM	5	0	5	0	0	0	0	0	0	0	0	0	0	0
5:00 AM	18	0	11	7	0	0	0	0	0	0	0	0	0	0
6:00 AM	57	0	48	6	2	1	0	0	0	0	0	0	0	0
7:00 AM	126	0	101	13	2	9	0	0	1	0	0	0	0	0
8:00 AM	77	0	57	14	2	3	1	0	0	0	0	0	0	0
9:00 AM	36	0	28	5	0	3	0	0	0	0	0	0	0	0
10:00 AM	50	0	38	8	0	4	0	0	0	0	0	0	0	0
11:00 AM	38	0	27	8	0	3	0	0	0	0	0	0	0	0
12:00 PM	66	1	48	11	0	6	0	0	0	0	0	0	0	0
1:00 PM	80	1	58	16	2	3	0	0	0	0	0	0	0	0
2:00 PM	70	0	53	14	0	3	0	0	0	0	0	0	0	0
3:00 PM	62	0	46	14	1	1	0	0	0	0	0	0	0	0
4:00 PM	65	1	52	10	0	2	0	0	0	0	0	0	0	0
5:00 PM	68	0	50	13	0	5	0	0	0	0	0	0	0	0
6:00 PM	43	2	36	5	0	0	0	0	0	0	0	0	0	0
7:00 PM	33	2	22	8	0	1	0	0	0	0	0	0	0	0
8:00 PM	21	0	15	5	0	1	0	0	0	0	0	0	0	0
9:00 PM	13	0	6	6	0	1	0	0	0	0	0	0	0	0
10:00 PM	14	0	10	2	0	2	0	0	0	0	0	0	0	0
11:00 PM	6	0	6	0	0	0	0	0	0	0	0	0	0	0
Total	954	7	721	166	9	49	1	0	1	0	0	0	0	0
%		0.7	75.6	17.4	0.9	5.1	0.1	0.0	0.1	0.0	0.0	0.0	0.0	0.0

Town : Northborough
 Street : Maple Street
 Location : 115 Maple Street (South of Rogers Avenue)

Site: 2021006
 5/22/2021
 Saturday

Daily Classification

SB

Interval Start	Total	Motor Bikes	Cars & Trailers	2 Axle Long	Buses	2 Axle 6 Tire	3 Axle Single	4 Axle Single	<5 Axle Double	5 Axle Double	>6 Axle Double	<6 Axle Multi	6 Axle Multi	>6 Axle Multi
12:00 AM	2	0	1	1	0	0	0	0	0	0	0	0	0	0
1:00 AM	0	0	0	0	0	0	0	0	0	0	0	0	0	0
2:00 AM	1	0	1	0	0	0	0	0	0	0	0	0	0	0
3:00 AM	1	0	0	0	0	1	0	0	0	0	0	0	0	0
4:00 AM	1	0	1	0	0	0	0	0	0	0	0	0	0	0
5:00 AM	9	0	6	2	1	0	0	0	0	0	0	0	0	0
6:00 AM	9	0	6	3	0	0	0	0	0	0	0	0	0	0
7:00 AM	15	0	10	4	0	1	0	0	0	0	0	0	0	0
8:00 AM	46	0	37	6	1	2	0	0	0	0	0	0	0	0
9:00 AM	42	0	29	7	0	6	0	0	0	0	0	0	0	0
10:00 AM	48	0	39	9	0	0	0	0	0	0	0	0	0	0
11:00 AM	42	0	34	5	0	3	0	0	0	0	0	0	0	0
12:00 PM	41	1	32	6	0	2	0	0	0	0	0	0	0	0
1:00 PM	39	0	31	6	0	2	0	0	0	0	0	0	0	0
2:00 PM	37	0	28	7	0	2	0	0	0	0	0	0	0	0
3:00 PM	36	0	28	6	0	2	0	0	0	0	0	0	0	0
4:00 PM	30	0	24	3	0	3	0	0	0	0	0	0	0	0
5:00 PM	39	0	35	4	0	0	0	0	0	0	0	0	0	0
6:00 PM	26	0	22	2	0	2	0	0	0	0	0	0	0	0
7:00 PM	22	2	18	2	0	0	0	0	0	0	0	0	0	0
8:00 PM	19	1	16	0	0	2	0	0	0	0	0	0	0	0
9:00 PM	11	0	11	0	0	0	0	0	0	0	0	0	0	0
10:00 PM	7	0	6	0	0	1	0	0	0	0	0	0	0	0
11:00 PM	7	0	6	0	0	1	0	0	0	0	0	0	0	0
Total	530	4	421	73	2	30	0	0	0	0	0	0	0	0
%		0.8	79.4	13.8	0.4	5.7	0.0	0.0	0.0	0.0	0.0	0.0	0.0	0.0

Town : Northborough
 Street : Maple Street
 Location : 115 Maple Street (South of Rogers Avenue)

Site: 2021006
 5/23/2021
 Sunday

Daily Classification

SB

Interval Start	Total	Motor Bikes	Cars & Trailers	2 Axle Long	Buses	2 Axle 6 Tire	3 Axle Single	4 Axle Single	<5 Axle Double	5 Axle Double	>6 Axle Double	<6 Axle Multi	6 Axle Multi	>6 Axle Multi
12:00 AM	4	0	1	3	0	0	0	0	0	0	0	0	0	0
1:00 AM	1	0	1	0	0	0	0	0	0	0	0	0	0	0
2:00 AM	0	0	0	0	0	0	0	0	0	0	0	0	0	0
3:00 AM	0	0	0	0	0	0	0	0	0	0	0	0	0	0
4:00 AM	0	0	0	0	0	0	0	0	0	0	0	0	0	0
5:00 AM	3	0	2	1	0	0	0	0	0	0	0	0	0	0
6:00 AM	3	0	2	1	0	0	0	0	0	0	0	0	0	0
7:00 AM	10	0	7	3	0	0	0	0	0	0	0	0	0	0
8:00 AM	20	0	17	3	0	0	0	0	0	0	0	0	0	0
9:00 AM	27	0	20	5	0	2	0	0	0	0	0	0	0	0
10:00 AM	31	1	22	5	0	3	0	0	0	0	0	0	0	0
11:00 AM	35	0	28	6	0	1	0	0	0	0	0	0	0	0
12:00 PM	35	0	23	11	0	1	0	0	0	0	0	0	0	0
1:00 PM	42	0	36	5	0	1	0	0	0	0	0	0	0	0
2:00 PM	40	0	33	6	0	1	0	0	0	0	0	0	0	0
3:00 PM	33	0	25	7	0	1	0	0	0	0	0	0	0	0
4:00 PM	33	0	28	4	0	1	0	0	0	0	0	0	0	0
5:00 PM	25	0	19	3	0	3	0	0	0	0	0	0	0	0
6:00 PM	20	0	19	1	0	0	0	0	0	0	0	0	0	0
7:00 PM	24	0	21	3	0	0	0	0	0	0	0	0	0	0
8:00 PM	22	0	20	1	1	0	0	0	0	0	0	0	0	0
9:00 PM	8	0	3	4	0	1	0	0	0	0	0	0	0	0
10:00 PM	6	0	5	1	0	0	0	0	0	0	0	0	0	0
11:00 PM	3	0	3	0	0	0	0	0	0	0	0	0	0	0
Total	425	1	335	73	1	15	0	0	0	0	0	0	0	0
%		0.2	78.8	17.2	0.2	3.5	0.0	0.0	0.0	0.0	0.0	0.0	0.0	0.0

Town : Northborough
 Street : Maple Street
 Location : 115 Maple Street (South of Rogers Avenue)

Site: 2021006
 5/24/2021
 Monday

Daily Classification

SB

Interval Start	Total	Motor Bikes	Cars & Trailers	2 Axle Long	Buses	2 Axle 6 Tire	3 Axle Single	4 Axle Single	<5 Axle Double	5 Axle Double	>6 Axle Double	<6 Axle Multi	6 Axle Multi	>6 Axle Multi
12:00 AM	0	0	0	0	0	0	0	0	0	0	0	0	0	0
1:00 AM	1	0	0	1	0	0	0	0	0	0	0	0	0	0
2:00 AM	0	0	0	0	0	0	0	0	0	0	0	0	0	0
3:00 AM	1	0	1	0	0	0	0	0	0	0	0	0	0	0
4:00 AM	4	0	3	1	0	0	0	0	0	0	0	0	0	0
5:00 AM	19	0	12	7	0	0	0	0	0	0	0	0	0	0
6:00 AM	64	0	49	10	2	3	0	0	0	0	0	0	0	0
7:00 AM	119	0	99	10	2	8	0	0	0	0	0	0	0	0
8:00 AM	68	0	53	13	1	1	0	0	0	0	0	0	0	0
9:00 AM	42	0	30	8	1	2	1	0	0	0	0	0	0	0
10:00 AM	60	0	38	15	3	4	0	0	0	0	0	0	0	0
11:00 AM	43	0	30	8	0	5	0	0	0	0	0	0	0	0
12:00 PM	75	1	59	13	1	1	0	0	0	0	0	0	0	0
1:00 PM	49	0	37	11	0	1	0	0	0	0	0	0	0	0
2:00 PM	75	0	55	15	0	5	0	0	0	0	0	0	0	0
3:00 PM	77	0	54	15	1	7	0	0	0	0	0	0	0	0
4:00 PM	60	0	47	9	1	3	0	0	0	0	0	0	0	0
5:00 PM	58	0	45	11	0	2	0	0	0	0	0	0	0	0
6:00 PM	48	0	37	8	0	3	0	0	0	0	0	0	0	0
7:00 PM	33	0	25	5	0	3	0	0	0	0	0	0	0	0
8:00 PM	16	0	13	3	0	0	0	0	0	0	0	0	0	0
9:00 PM	14	0	14	0	0	0	0	0	0	0	0	0	0	0
10:00 PM	0	0	0	0	0	0	0	0	0	0	0	0	0	0
11:00 PM	6	0	6	0	0	0	0	0	0	0	0	0	0	0
Total	932	1	707	163	12	48	1	0	0	0	0	0	0	0
%		0.1	75.9	17.5	1.3	5.2	0.1	0.0	0.0	0.0	0.0	0.0	0.0	0.0

Town : Northborough
 Street : Maple Street
 Location : 115 Maple Street (South of Rogers Avenue)

Site: 2021006
 5/25/2021
 Tuesday

Daily Classification

SB

Interval Start	Total	Motor Bikes	Cars & Trailers	2 Axle Long	Buses	2 Axle 6 Tire	3 Axle Single	4 Axle Single	<5 Axle Double	5 Axle Double	>6 Axle Double	<6 Axle Multi	6 Axle Multi	>6 Axle Multi
12:00 AM	4	0	2	2	0	0	0	0	0	0	0	0	0	0
1:00 AM	0	0	0	0	0	0	0	0	0	0	0	0	0	0
2:00 AM	1	0	1	0	0	0	0	0	0	0	0	0	0	0
3:00 AM	0	0	0	0	0	0	0	0	0	0	0	0	0	0
4:00 AM	7	0	5	2	0	0	0	0	0	0	0	0	0	0
5:00 AM	20	0	19	1	0	0	0	0	0	0	0	0	0	0
6:00 AM	62	0	44	12	2	4	0	0	0	0	0	0	0	0
7:00 AM	124	0	107	8	2	5	0	0	2	0	0	0	0	0
8:00 AM	63	0	46	15	1	1	0	0	0	0	0	0	0	0
9:00 AM	54	0	41	6	0	6	0	0	1	0	0	0	0	0
10:00 AM	29	0	21	5	0	3	0	0	0	0	0	0	0	0
11:00 AM	36	0	20	10	0	6	0	0	0	0	0	0	0	0
12:00 PM	34	1	27	4	1	1	0	0	0	0	0	0	0	0
1:00 PM	73	1	52	12	4	3	0	0	1	0	0	0	0	0
2:00 PM	73	0	55	13	0	5	0	0	0	0	0	0	0	0
3:00 PM	87	1	66	17	1	2	0	0	0	0	0	0	0	0
4:00 PM	81	0	59	21	1	0	0	0	0	0	0	0	0	0
5:00 PM	59	0	45	10	0	4	0	0	0	0	0	0	0	0
6:00 PM	60	0	45	13	0	2	0	0	0	0	0	0	0	0
7:00 PM	48	0	38	7	0	3	0	0	0	0	0	0	0	0
8:00 PM	21	0	16	3	0	2	0	0	0	0	0	0	0	0
9:00 PM	17	0	14	3	0	0	0	0	0	0	0	0	0	0
10:00 PM	5	0	2	2	0	1	0	0	0	0	0	0	0	0
11:00 PM	4	0	4	0	0	0	0	0	0	0	0	0	0	0
Total	962	3	729	166	12	48	0	0	4	0	0	0	0	0
%		0.3	75.8	17.3	1.2	5.0	0.0	0.0	0.4	0.0	0.0	0.0	0.0	0.0

Town : Northborough
 Street : Maple Street
 Location : 115 Maple Street (South of Rogers Avenue)

Site: 2021006
 5/26/2021
 Wednesday

Daily Classification

SB

Interval Start	Total	Motor Bikes	Cars & Trailers	2 Axle Long	Buses	2 Axle 6 Tire	3 Axle Single	4 Axle Single	<5 Axle Double	5 Axle Double	>6 Axle Double	<6 Axle Multi	6 Axle Multi	>6 Axle Multi
12:00 AM	5	0	4	1	0	0	0	0	0	0	0	0	0	0
1:00 AM	1	0	1	0	0	0	0	0	0	0	0	0	0	0
2:00 AM	2	0	1	0	0	1	0	0	0	0	0	0	0	0
3:00 AM	1	0	1	0	0	0	0	0	0	0	0	0	0	0
4:00 AM	6	0	4	2	0	0	0	0	0	0	0	0	0	0
5:00 AM	16	0	14	2	0	0	0	0	0	0	0	0	0	0
6:00 AM	56	0	36	14	4	2	0	0	0	0	0	0	0	0
7:00 AM	131	0	112	11	2	5	0	0	1	0	0	0	0	0
8:00 AM	74	0	58	13	1	1	0	0	1	0	0	0	0	0
9:00 AM	44	0	36	6	0	2	0	0	0	0	0	0	0	0
10:00 AM	41	1	30	9	0	1	0	0	0	0	0	0	0	0
11:00 AM	34	2	21	10	0	1	0	0	0	0	0	0	0	0
12:00 PM	46	0	36	9	0	1	0	0	0	0	0	0	0	0
1:00 PM	61	0	39	16	2	4	0	0	0	0	0	0	0	0
2:00 PM	67	0	49	13	0	5	0	0	0	0	0	0	0	0
3:00 PM	74	2	57	12	1	2	0	0	0	0	0	0	0	0
4:00 PM	75	0	56	12	0	7	0	0	0	0	0	0	0	0
5:00 PM	50	2	38	7	0	3	0	0	0	0	0	0	0	0
6:00 PM	41	0	31	8	0	2	0	0	0	0	0	0	0	0
7:00 PM	57	0	44	13	0	0	0	0	0	0	0	0	0	0
8:00 PM	25	0	21	3	0	1	0	0	0	0	0	0	0	0
9:00 PM	10	0	10	0	0	0	0	0	0	0	0	0	0	0
10:00 PM	5	0	4	1	0	0	0	0	0	0	0	0	0	0
11:00 PM	4	0	4	0	0	0	0	0	0	0	0	0	0	0
Total	926	7	707	162	10	38	0	0	2	0	0	0	0	0
%		0.8	76.3	17.5	1.1	4.1	0.0	0.0	0.2	0.0	0.0	0.0	0.0	0.0

Town : Northborough
 Street : Maple Street
 Location : 115 Maple Street (South of Rogers Avenue)

Site: 2021006
 5/27/2021
 Thursday

Daily Classification

SB

Interval Start	Total	Motor Bikes	Cars & Trailers	2 Axle Long	Buses	2 Axle 6 Tire	3 Axle Single	4 Axle Single	<5 Axle Double	5 Axle Double	>6 Axle Double	<6 Axle Multi	6 Axle Multi	>6 Axle Multi
12:00 AM	4	0	2	1	0	1	0	0	0	0	0	0	0	0
1:00 AM	1	0	0	0	0	0	0	0	0	1	0	0	0	0
2:00 AM	1	0	1	0	0	0	0	0	0	0	0	0	0	0
3:00 AM	2	0	1	0	0	1	0	0	0	0	0	0	0	0
4:00 AM	6	0	5	1	0	0	0	0	0	0	0	0	0	0
5:00 AM	18	0	12	6	0	0	0	0	0	0	0	0	0	0
6:00 AM	68	0	46	17	3	2	0	0	0	0	0	0	0	0
7:00 AM	119	0	100	11	2	6	0	0	0	0	0	0	0	0
8:00 AM	82	0	67	12	0	3	0	0	0	0	0	0	0	0
9:00 AM	46	0	38	8	0	0	0	0	0	0	0	0	0	0
10:00 AM	35	0	29	4	0	2	0	0	0	0	0	0	0	0
11:00 AM	32	0	19	8	0	5	0	0	0	0	0	0	0	0
12:00 PM	51	0	39	12	0	0	0	0	0	0	0	0	0	0
1:00 PM	67	0	45	16	3	3	0	0	0	0	0	0	0	0
2:00 PM	59	1	49	5	1	3	0	0	0	0	0	0	0	0
3:00 PM	62	1	40	16	1	4	0	0	0	0	0	0	0	0
4:00 PM	76	1	55	16	0	4	0	0	0	0	0	0	0	0
5:00 PM	76	1	57	12	0	4	0	0	2	0	0	0	0	0
6:00 PM	57	0	37	15	0	4	0	0	1	0	0	0	0	0
7:00 PM	55	0	42	11	0	2	0	0	0	0	0	0	0	0
8:00 PM	34	0	29	4	0	1	0	0	0	0	0	0	0	0
9:00 PM	12	0	10	2	0	0	0	0	0	0	0	0	0	0
10:00 PM	13	0	10	3	0	0	0	0	0	0	0	0	0	0
11:00 PM	8	0	8	0	0	0	0	0	0	0	0	0	0	0
Total	984	4	741	180	10	45	0	0	3	1	0	0	0	0
%		0.4	75.3	18.3	1.0	4.6	0.0	0.0	0.3	0.1	0.0	0.0	0.0	0.0

Town : Northborough
 Street : Maple Street
 Location : 115 Maple Street (South of Rogers Avenue)

Site: 2021006
 5/28/2021
 Friday

Daily Classification

SB

Interval Start	Total	Motor Bikes	Cars & Trailers	2 Axle Long	Buses	2 Axle 6 Tire	3 Axle Single	4 Axle Single	<5 Axle Double	5 Axle Double	>6 Axle Double	<6 Axle Multi	6 Axle Multi	>6 Axle Multi
12:00 AM	5	0	3	1	0	1	0	0	0	0	0	0	0	0
1:00 AM	2	0	2	0	0	0	0	0	0	0	0	0	0	0
2:00 AM	1	0	1	0	0	0	0	0	0	0	0	0	0	0
3:00 AM	0	0	0	0	0	0	0	0	0	0	0	0	0	0
4:00 AM	6	0	4	2	0	0	0	0	0	0	0	0	0	0
5:00 AM	14	0	12	2	0	0	0	0	0	0	0	0	0	0
6:00 AM	54	0	40	9	3	2	0	0	0	0	0	0	0	0
7:00 AM	124	0	106	13	2	3	0	0	0	0	0	0	0	0
8:00 AM	79	0	60	15	0	4	0	0	0	0	0	0	0	0
9:00 AM	41	1	26	8	0	6	0	0	0	0	0	0	0	0
10:00 AM	30	0	22	7	0	1	0	0	0	0	0	0	0	0
11:00 AM	39	0	24	13	0	2	0	0	0	0	0	0	0	0
12:00 PM	52	1	39	8	0	3	0	0	1	0	0	0	0	0
1:00 PM	65	0	50	11	2	2	0	0	0	0	0	0	0	0
2:00 PM	65	1	50	8	0	6	0	0	0	0	0	0	0	0
3:00 PM	87	0	62	19	1	5	0	0	0	0	0	0	0	0
4:00 PM	47	0	32	13	0	2	0	0	0	0	0	0	0	0
5:00 PM	52	0	41	9	0	2	0	0	0	0	0	0	0	0
6:00 PM	38	0	30	8	0	0	0	0	0	0	0	0	0	0
7:00 PM	33	0	24	9	0	0	0	0	0	0	0	0	0	0
8:00 PM	20	0	18	2	0	0	0	0	0	0	0	0	0	0
9:00 PM	17	0	14	2	1	0	0	0	0	0	0	0	0	0
10:00 PM	6	0	6	0	0	0	0	0	0	0	0	0	0	0
11:00 PM	8	0	7	1	0	0	0	0	0	0	0	0	0	0
Total	885	3	673	160	9	39	0	0	1	0	0	0	0	0
%		0.3	76.0	18.1	1.0	4.4	0.0	0.0	0.1	0.0	0.0	0.0	0.0	0.0

Town : Northborough
 Street : Maple Street
 Location : 115 Maple Street (South of Rogers Avenue)

Site: 2021006
 5/29/2021
 Saturday

Daily Classification

SB

Interval Start	Total	Motor Bikes	Cars & Trailers	2 Axle Long	Buses	2 Axle 6 Tire	3 Axle Single	4 Axle Single	<5 Axle Double	5 Axle Double	>6 Axle Double	<6 Axle Multi	6 Axle Multi	>6 Axle Multi
12:00 AM	7	0	5	1	0	1	0	0	0	0	0	0	0	0
1:00 AM	0	0	0	0	0	0	0	0	0	0	0	0	0	0
2:00 AM	0	0	0	0	0	0	0	0	0	0	0	0	0	0
3:00 AM	1	0	0	0	0	1	0	0	0	0	0	0	0	0
4:00 AM	0	0	0	0	0	0	0	0	0	0	0	0	0	0
5:00 AM	1	0	1	0	0	0	0	0	0	0	0	0	0	0
6:00 AM	6	0	5	1	0	0	0	0	0	0	0	0	0	0
7:00 AM	11	0	9	2	0	0	0	0	0	0	0	0	0	0
8:00 AM	24	0	18	5	0	1	0	0	0	0	0	0	0	0
9:00 AM	36	0	28	7	0	1	0	0	0	0	0	0	0	0
10:00 AM	18	0	11	7	0	0	0	0	0	0	0	0	0	0
11:00 AM	24	0	17	6	0	1	0	0	0	0	0	0	0	0
12:00 PM	35	0	30	3	0	2	0	0	0	0	0	0	0	0
1:00 PM	31	0	24	5	0	2	0	0	0	0	0	0	0	0
2:00 PM	30	0	24	5	0	1	0	0	0	0	0	0	0	0
3:00 PM	31	0	24	7	0	0	0	0	0	0	0	0	0	0
4:00 PM	31	0	20	10	0	1	0	0	0	0	0	0	0	0
5:00 PM	29	0	21	7	0	1	0	0	0	0	0	0	0	0
6:00 PM	27	0	22	3	0	2	0	0	0	0	0	0	0	0
7:00 PM	16	0	13	3	0	0	0	0	0	0	0	0	0	0
8:00 PM	13	0	10	2	0	1	0	0	0	0	0	0	0	0
9:00 PM	7	0	4	2	0	1	0	0	0	0	0	0	0	0
10:00 PM	9	0	7	1	0	1	0	0	0	0	0	0	0	0
11:00 PM	4	0	4	0	0	0	0	0	0	0	0	0	0	0
Total	391	0	297	77	0	17	0	0	0	0	0	0	0	0
%		0.0	76.0	19.7	0.0	4.3	0.0	0.0	0.0	0.0	0.0	0.0	0.0	0.0

Town : Northborough
 Street : Maple Street
 Location : 115 Maple Street (South of Rogers Avenue)

Site: 2021006
 5/30/2021
 Sunday

Daily Classification

SB

Interval Start	Total	Motor Bikes	Cars & Trailers	2 Axle Long	Buses	2 Axle 6 Tire	3 Axle Single	4 Axle Single	<5 Axle Double	5 Axle Double	>6 Axle Double	<6 Axle Multi	6 Axle Multi	>6 Axle Multi
12:00 AM	1	0	1	0	0	0	0	0	0	0	0	0	0	0
1:00 AM	2	0	2	0	0	0	0	0	0	0	0	0	0	0
2:00 AM	0	0	0	0	0	0	0	0	0	0	0	0	0	0
3:00 AM	1	0	0	1	0	0	0	0	0	0	0	0	0	0
4:00 AM	0	0	0	0	0	0	0	0	0	0	0	0	0	0
5:00 AM	1	0	1	0	0	0	0	0	0	0	0	0	0	0
6:00 AM	5	0	4	0	0	1	0	0	0	0	0	0	0	0
7:00 AM	3	0	2	1	0	0	0	0	0	0	0	0	0	0
8:00 AM	3	0	1	2	0	0	0	0	0	0	0	0	0	0
9:00 AM	22	0	20	2	0	0	0	0	0	0	0	0	0	0
10:00 AM	26	0	22	1	0	3	0	0	0	0	0	0	0	0
11:00 AM	33	0	28	5	0	0	0	0	0	0	0	0	0	0
12:00 PM	25	0	22	3	0	0	0	0	0	0	0	0	0	0
1:00 PM	19	0	13	6	0	0	0	0	0	0	0	0	0	0
2:00 PM	27	0	19	7	0	1	0	0	0	0	0	0	0	0
3:00 PM	24	0	21	3	0	0	0	0	0	0	0	0	0	0
4:00 PM	25	0	24	0	0	1	0	0	0	0	0	0	0	0
5:00 PM	18	0	14	4	0	0	0	0	0	0	0	0	0	0
6:00 PM	16	0	12	4	0	0	0	0	0	0	0	0	0	0
7:00 PM	19	0	17	2	0	0	0	0	0	0	0	0	0	0
8:00 PM	9	0	9	0	0	0	0	0	0	0	0	0	0	0
9:00 PM	7	0	4	2	0	1	0	0	0	0	0	0	0	0
10:00 PM	9	0	9	0	0	0	0	0	0	0	0	0	0	0
11:00 PM	4	0	4	0	0	0	0	0	0	0	0	0	0	0
Total	299	0	249	43	0	7	0	0	0	0	0	0	0	0
%		0.0	83.3	14.4	0.0	2.3	0.0	0.0	0.0	0.0	0.0	0.0	0.0	0.0

Town : Northborough
 Street : Maple Street
 Location : 115 Maple Street (South of Rogers Avenue)

Site: 2021006
 5/31/2021
 Monday

Daily Classification

SB

Interval Start	Total	Motor Bikes	Cars & Trailers	2 Axle Long	Buses	2 Axle 6 Tire	3 Axle Single	4 Axle Single	<5 Axle Double	5 Axle Double	>6 Axle Double	<6 Axle Multi	6 Axle Multi	>6 Axle Multi
12:00 AM	2	0	2	0	0	0	0	0	0	0	0	0	0	0
1:00 AM	3	0	3	0	0	0	0	0	0	0	0	0	0	0
2:00 AM	3	0	2	1	0	0	0	0	0	0	0	0	0	0
3:00 AM	0	0	0	0	0	0	0	0	0	0	0	0	0	0
4:00 AM	1	0	1	0	0	0	0	0	0	0	0	0	0	0
5:00 AM	2	0	2	0	0	0	0	0	0	0	0	0	0	0
6:00 AM	2	0	2	0	0	0	0	0	0	0	0	0	0	0
7:00 AM	2	0	2	0	0	0	0	0	0	0	0	0	0	0
8:00 AM	8	0	6	1	0	1	0	0	0	0	0	0	0	0
9:00 AM	18	0	14	3	0	1	0	0	0	0	0	0	0	0
10:00 AM	28	0	23	3	0	2	0	0	0	0	0	0	0	0
11:00 AM	27	0	20	4	0	3	0	0	0	0	0	0	0	0
12:00 PM	37	0	24	11	0	2	0	0	0	0	0	0	0	0
1:00 PM	27	0	22	5	0	0	0	0	0	0	0	0	0	0
2:00 PM	29	0	23	5	0	1	0	0	0	0	0	0	0	0
3:00 PM	31	0	28	3	0	0	0	0	0	0	0	0	0	0
4:00 PM	33	0	22	9	0	2	0	0	0	0	0	0	0	0
5:00 PM	32	0	26	3	0	3	0	0	0	0	0	0	0	0
6:00 PM	21	1	17	2	0	1	0	0	0	0	0	0	0	0
7:00 PM	22	0	16	5	0	1	0	0	0	0	0	0	0	0
8:00 PM	26	0	23	2	0	1	0	0	0	0	0	0	0	0
9:00 PM	8	0	8	0	0	0	0	0	0	0	0	0	0	0
10:00 PM	6	0	6	0	0	0	0	0	0	0	0	0	0	0
11:00 PM	7	0	6	0	0	1	0	0	0	0	0	0	0	0
Total	375	1	298	57	0	19	0	0	0	0	0	0	0	0
%		0.3	79.5	15.2	0.0	5.1	0.0	0.0	0.0	0.0	0.0	0.0	0.0	0.0

Town : Northborough
 Street : Maple Street
 Location : 115 Maple Street (South of Rogers Avenue)

Site: 2021006
 6/1/2021
 Tuesday

Daily Classification

SB

Interval Start	Total	Motor Bikes	Cars & Trailers	2 Axle Long	Buses	2 Axle 6 Tire	3 Axle Single	4 Axle Single	<5 Axle Double	5 Axle Double	>6 Axle Double	<6 Axle Multi	6 Axle Multi	>6 Axle Multi
12:00 AM	1	0	1	0	0	0	0	0	0	0	0	0	0	0
1:00 AM	1	0	1	0	0	0	0	0	0	0	0	0	0	0
2:00 AM	0	0	0	0	0	0	0	0	0	0	0	0	0	0
3:00 AM	0	0	0	0	0	0	0	0	0	0	0	0	0	0
4:00 AM	10	0	8	2	0	0	0	0	0	0	0	0	0	0
5:00 AM	22	0	14	6	0	2	0	0	0	0	0	0	0	0
6:00 AM	48	0	35	9	3	1	0	0	0	0	0	0	0	0
7:00 AM	112	0	84	18	3	7	0	0	0	0	0	0	0	0
8:00 AM	82	0	60	15	1	6	0	0	0	0	0	0	0	0
Total	276	0	203	50	7	16	0	0	0	0	0	0	0	0
%		0.0	73.6	18.1	2.5	5.8	0.0	0.0	0.0	0.0	0.0	0.0	0.0	0.0

Town : Northborough
 Street : Maple Street
 Location : 115 Maple Street (South of Rogers Avenue)

Site: 2021006

Speed Statistics Per Day

Combined Channels									
mph	Mon 5/17/2021	Tue 5/18/2021	Wed 5/19/2021	Thu 5/20/2021	Fri 5/21/2021	Sat 5/22/2021	Sun 5/23/2021	Mon 5/24/2021	Tue 5/25/2021
Count	968	1688	1661	1727	1755	985	797	1742	1765
Minimum	10.2	10.7	10.0	10.1	10.7	10.7	10.2	10.3	10.0
Maximum	47.6	45.6	46.9	54.4	53.2	52.3	46.9	54.6	50.2
Average	29.2	29.8	30.0	30.0	29.9	29.5	29.1	30.0	30.1
Median	29.9	30.1	30.5	30.5	30.4	30.0	29.7	30.4	30.4
<u>Pace Range</u>	24.8 - 34.8	25.8 - 35.8	26.5 - 36.5	25.8 - 35.8	25.5 - 35.5	25.3 - 35.3	25.3 - 35.3	25.8 - 35.8	26.1 - 36.1
Count	710	1214	1207	1230	1240	687	571	1260	1299
	73%	72%	73%	71%	71%	70%	72%	72%	74%
<u>Percentiles</u>									
10 %	22.3	23.3	23.8	23.3	23.1	21.9	21.4	23.2	24.0
15 %	24.5	25.2	25.3	25.1	24.8	24.4	24.1	25.4	25.5
50 %	29.9	30.1	30.5	30.5	30.4	30.0	29.7	30.4	30.4
85 %	34.1	34.9	35.2	35.1	35.0	35.1	34.3	35.0	34.9
90 %	35.2	36.0	36.0	36.2	35.9	36.1	35.3	36.1	36.1
<u>Speeds Exceeded</u>									
25	805	1443	1428	1470	1472	824	652	1496	1528
	83%	85%	86%	85%	84%	84%	82%	86%	87%
35	101	246	261	266	256	150	89	257	258
	10%	15%	16%	15%	15%	15%	11%	15%	15%
45	2	2	2	4	6	3	1	6	5
	0.2%	0.1%	0.1%	0.2%	0.3%	0.3%	0.1%	0.3%	0.3%
55	0	0	0	0	0	0	0	0	0
	0%	0%	0%	0%	0%	0%	0%	0%	0%
65	0	0	0	0	0	0	0	0	0
	0%	0%	0%	0%	0%	0%	0%	0%	0%
75	0	0	0	0	0	0	0	0	0
	0%	0%	0%	0%	0%	0%	0%	0%	0%

Town : Northborough
 Street : Maple Street
 Location : 115 Maple Street (South of Rogers Avenue)

Site: 2021006

Speed Statistics Per Day

Combined Channels							
mph	Wed 5/26/2021	Thu 5/27/2021	Fri 5/28/2021	Sat 5/29/2021	Sun 5/30/2021	Mon 5/31/2021	Tue 6/1/2021
Count	1685	1827	1598	721	551	701	430
Minimum	11.0	10.7	10.1	10.4	11.4	11.2	10.6
Maximum	52.1	85.2	48.4	45.6	55.0	46.1	50.0
Average	30.2	29.8	29.6	28.8	29.4	28.7	30.2
Median	30.6	30.3	30.0	29.5	30.4	29.3	30.8
<u>Pace Range</u>	26.1 - 36.1	25.3 - 35.3	24.8 - 34.8	25.3 - 35.3	25.3 - 35.3	24.6 - 34.6	25.8 - 35.8
Count	1227	1319	1157	491	360	458	311
	73%	72%	72%	68%	65%	65%	72%
<u>Percentiles</u>							
10 %	24.2	23.5	23.0	19.6	20.5	21.0	23.0
15 %	25.7	25.0	24.9	23.2	22.8	22.9	25.5
50 %	30.6	30.3	30.0	29.5	30.4	29.3	30.7
85 %	35.5	34.7	34.6	34.5	35.0	34.3	35.2
90 %	36.4	35.9	35.9	35.7	36.2	35.4	36.4
<u>Speeds Exceeded</u>							
25	1478	1553	1349	575	435	535	372
	88%	85%	84%	80%	79%	76%	87%
35	288	243	208	97	81	85	70
	17%	13%	13%	13%	15%	12%	16%
45	3	5	4	1	1	1	1
	0.2%	0.3%	0.3%	0.1%	0.2%	0.1%	0.2%
55	0	1	0	0	0	0	0
	0%	0.1%	0%	0%	0%	0%	0%
65	0	1	0	0	0	0	0
	0%	0.1%	0%	0%	0%	0%	0%
75	0	1	0	0	0	0	0
	0%	0.1%	0%	0%	0%	0%	0%

Town : Northborough
 Street : Maple Street
 Location : 115 Maple Street (South of Rogers Avenue)

Site: 2021006

Weekly Volume

Interval Start	Mon 5/17/2021		Tue 5/18/2021		Wed 5/19/2021		Thu 5/20/2021		Fri 5/21/2021		Sat 5/22/2021		Sun 5/23/2021		Mon - Fri Average		Weekly Average	
	NB	SB	NB	SB	NB	SB	NB	SB	NB	SB	NB	SB	NB	SB	NB	SB	NB	SB
12:00 AM	-	-	4	3	3	3	3	6	0	3	8	2	5	4	2.5	3.8	3.8	3.5
1:00 AM	-	-	4	0	4	0	2	1	4	0	3	0	2	1	3.5	0.3	3.2	0.3
2:00 AM	-	-	3	1	2	3	2	3	1	2	2	1	1	0	2.0	2.3	1.8	1.7
3:00 AM	-	-	2	1	2	1	3	1	1	1	2	1	1	0	2.0	1.0	1.8	0.8
4:00 AM	-	-	5	6	4	4	4	5	4	5	2	1	1	0	4.3	5.0	3.3	3.5
5:00 AM	-	-	5	21	4	20	3	21	4	18	4	9	4	3	4.0	20.0	4.0	15.3
6:00 AM	-	-	16	60	26	58	25	71	15	57	7	9	5	3	20.5	61.5	15.7	43.0
7:00 AM	-	-	63	133	72	138	65	137	65	126	10	15	9	10	66.3	133.5	47.3	93.2
8:00 AM	-	-	46	72	44	77	40	57	48	77	30	46	15	20	44.5	70.8	37.2	58.2
9:00 AM	-	-	21	42	22	33	26	37	34	36	35	42	16	27	25.8	37.0	25.7	36.2
10:00 AM	-	-	31	29	33	33	34	38	18	50	35	48	28	31	29.0	37.5	29.8	38.2
11:00 AM	-	-	22	46	27	35	37	28	41	38	35	42	35	35	31.8	36.8	32.8	37.3
12:00 PM	31	52	21	32	23	46	37	64	52	66	26	41	42	35	33.3	52.0	33.5	47.3
1:00 PM	59	73	43	62	39	57	53	57	47	80	29	39	23	42	48.2	65.8	41.9	58.6
2:00 PM	115	73	101	78	85	68	94	72	98	70	32	37	31	40	98.6	72.2	79.4	62.6
3:00 PM	75	68	78	82	86	82	82	70	86	62	29	36	28	33	81.4	72.8	66.3	61.9
4:00 PM	72	64	53	81	61	67	73	74	69	65	30	30	25	33	65.6	70.2	54.7	59.1
5:00 PM	63	58	93	76	72	64	65	68	54	68	29	39	23	25	69.4	66.8	57.0	56.9
6:00 PM	50	40	52	31	31	35	37	61	65	43	29	26	19	20	47.0	42.0	40.4	36.6
7:00 PM	35	36	39	39	52	44	47	34	47	33	27	22	20	24	44.0	37.2	38.1	33.1
8:00 PM	22	21	22	21	26	27	22	29	20	21	17	19	16	22	22.4	23.8	20.7	22.9
9:00 PM	6	22	12	8	11	9	12	7	14	13	15	11	14	8	11.0	11.8	12.0	11.1
10:00 PM	7	4	9	8	9	6	4	7	11	14	14	7	5	6	8.0	7.8	8.4	7.4
11:00 PM	2	3	6	5	8	5	3	6	3	6	5	7	4	3	4.4	5.0	4.4	5.0
Totals	537	514	751	937	746	915	773	954	801	954	455	530	372	425	769.3	936.7	663.4	793.6
Combined	1051		1688		1661		1727		1755		985		797		1705.9		1457.1	
Split (%)	51.1	48.9	44.5	55.5	44.9	55.1	44.8	55.2	45.6	54.4	46.2	53.8	46.7	53.3	45.1	54.9	45.5	54.5
Peak Hours																		
12:00 AM - 12:00 PM	-	-	7:00 AM	6:45 AM	6:30 AM	6:45 AM	6:30 AM	6:45 AM	7:00 AM	6:45 AM	10:30 AM	9:45 AM	11:00 AM	10:45 AM	7:00 AM	6:45 AM	7:00 AM	6:45 AM
Volume	-	-	63	149	74	147	70	148	65	144	39	53	35	35	66.3	147.0	47.3	102.2
Factor	-	-	0.56	0.52	0.47	0.53	0.51	0.61	0.71	0.59	0.75	0.74	0.73	0.88	0.53	0.56	0.56	0.57
12:00 PM - 12:00 AM	1:45 PM	2:30 PM	2:00 PM	2:45 PM	2:30 PM	2:30 PM	2:30 PM	2:30 PM	1:45 PM	1:30 PM	2:30 PM	12:30 PM	12:00 PM	1:45 PM	1:45 PM	2:45 PM	2:00 PM	2:30 PM
Volume	118	85	101	86	97	85	95	87	102	89	38	45	42	45	99.2	82.0	79.4	68.6
Factor	0.70	0.76	0.68	0.83	0.84	0.89	0.72	0.75	0.67	0.74	0.68	0.66	0.58	0.94	0.67	0.82	0.69	0.84

Town : Northborough
 Street : Maple Street
 Location : 115 Maple Street (South of Rogers Avenue)

Site: 2021006

Weekly Volume

Interval Start	Mon 5/24/2021		Tue 5/25/2021		Wed 5/26/2021		Thu 5/27/2021		Fri 5/28/2021		Sat 5/29/2021		Sun 5/30/2021		Mon - Fri Average		Weekly Average	
	NB	SB	NB	SB	NB	SB	NB	SB	NB	SB	NB	SB	NB	SB	NB	SB	NB	SB
12:00 AM	4	0	2	4	8	5	5	4	5	5	2	7	2	1	4.8	3.6	4.0	3.7
1:00 AM	3	1	3	0	2	1	1	1	6	2	2	0	4	2	3.0	1.0	3.0	1.0
2:00 AM	0	0	1	1	1	2	3	1	1	1	3	0	2	0	1.2	1.0	1.6	0.7
3:00 AM	2	1	3	0	2	1	3	2	2	0	3	1	3	1	2.4	0.8	2.6	0.9
4:00 AM	2	4	6	7	6	6	6	6	2	6	3	0	0	0	4.4	5.8	3.6	4.1
5:00 AM	2	19	5	20	6	16	3	18	5	14	1	1	1	1	4.2	17.4	3.3	12.7
6:00 AM	15	64	14	62	20	56	23	68	16	54	8	6	5	5	17.6	60.8	14.4	45.0
7:00 AM	59	119	63	124	73	131	64	119	66	124	11	11	5	3	65.0	123.4	48.7	90.1
8:00 AM	45	68	47	63	47	74	39	82	50	79	11	24	6	3	45.6	73.2	35.0	56.1
9:00 AM	21	42	26	54	25	44	20	46	29	41	28	36	22	22	24.2	45.4	24.4	40.7
10:00 AM	71	60	29	29	37	41	39	35	18	30	12	18	18	26	38.8	39.0	32.0	34.1
11:00 AM	62	43	29	36	33	34	35	32	28	39	31	24	23	33	37.4	36.8	34.4	34.4
12:00 PM	50	75	33	34	29	46	38	51	29	52	22	35	26	25	35.8	51.6	32.4	45.4
1:00 PM	52	49	48	73	38	61	48	67	49	65	17	31	15	19	47.0	63.0	38.1	52.1
2:00 PM	67	75	101	73	106	67	106	59	99	65	17	30	14	27	95.8	67.8	72.9	56.6
3:00 PM	75	77	91	87	74	74	73	62	92	87	32	31	22	24	81.0	77.4	65.6	63.1
4:00 PM	72	60	75	81	72	75	83	76	48	47	28	31	11	25	70.0	67.8	55.6	56.4
5:00 PM	86	58	74	59	58	50	77	76	65	52	16	29	14	18	72.0	59.0	55.7	48.9
6:00 PM	51	48	71	60	54	41	46	57	48	38	29	27	19	16	54.0	48.8	45.4	41.0
7:00 PM	30	33	44	48	31	57	56	55	21	33	16	16	8	19	36.4	45.2	29.4	37.3
8:00 PM	18	16	12	21	17	25	30	34	12	20	13	13	13	9	17.8	23.2	16.4	19.7
9:00 PM	9	14	13	17	12	10	16	12	11	17	12	7	8	7	12.2	14.0	11.6	12.0
10:00 PM	8	0	10	5	5	5	24	13	9	6	6	9	5	9	11.2	5.8	9.6	6.7
11:00 PM	6	6	3	4	3	4	5	8	2	8	7	4	6	4	3.8	6.0	4.6	5.4
Totals	810	932	803	962	759	926	843	984	713	885	330	391	252	299	785.6	937.8	644.3	768.4
Combined	1742		1765		1685		1827		1598		721		551		1723.4		1412.7	
Split (%)	46.5	53.5	45.5	54.5	45.0	55.0	46.1	53.9	44.6	55.4	45.8	54.2	45.7	54.3	45.6	54.4	45.6	54.4

Peak Hours

12:00 AM - 12:00 PM	10:30 AM	6:45 AM	7:15 AM	6:30 AM	7:00 AM	6:45 AM	6:45 AM	6:45 AM	7:00 AM	6:45 AM	11:00 AM	9:00 AM	9:30 AM	10:45 AM	7:00 AM	6:45 AM	7:00 AM	6:45 AM
Volume	91	148	66	141	73	139	66	139	66	130	31	36	30	33	65.0	139.0	48.7	101.1
Factor	0.63	0.54	0.42	0.47	0.51	0.49	0.63	0.57	0.47	0.52	0.65	0.64	0.83	0.59	0.50	0.51	0.51	0.52
12:00 PM - 12:00 AM	4:45 PM	2:30 PM	2:00 PM	2:30 PM	2:00 PM	1:30 PM	4:30 PM	4:30 PM	2:00 PM	2:30 PM	3:00 PM	1:30 PM	12:00 PM	3:30 PM	2:00 PM	2:30 PM	2:00 PM	2:30 PM
Volume	91	85	101	87	106	80	109	84	99	87	32	37	26	31	95.8	82.8	72.9	67.0
Factor	0.91	0.82	0.59	0.73	0.66	0.83	0.78	0.70	0.55	0.81	0.80	0.93	0.72	0.78	0.66	0.93	0.69	0.90

Town : Northborough
 Street : Maple Street
 Location : 115 Maple Street (South of Rogers Avenue)

Site: 2021006

Weekly Volume

Interval Start	Mon 5/31/2021		Tue 6/1/2021		Wed 6/2/2021		Thu 6/3/2021		Fri 6/4/2021		Sat 6/5/2021		Sun 6/6/2021		Mon - Fri Average		Weekly Average	
	NB	SB	NB	SB	NB	SB	NB	SB	NB	SB	NB	SB	NB	SB	NB	SB	NB	SB
12:00 AM	0	2	3	1	-	-	-	-	-	-	-	-	-	-	1.5	1.5	1.5	1.5
1:00 AM	4	3	4	1	-	-	-	-	-	-	-	-	-	-	4.0	2.0	4.0	2.0
2:00 AM	2	3	0	0	-	-	-	-	-	-	-	-	-	-	1.0	1.5	1.0	1.5
3:00 AM	1	0	2	0	-	-	-	-	-	-	-	-	-	-	1.5	0.0	1.5	0.0
4:00 AM	2	1	5	10	-	-	-	-	-	-	-	-	-	-	3.5	5.5	3.5	5.5
5:00 AM	2	2	5	22	-	-	-	-	-	-	-	-	-	-	3.5	12.0	3.5	12.0
6:00 AM	6	2	15	48	-	-	-	-	-	-	-	-	-	-	10.5	25.0	10.5	25.0
7:00 AM	6	2	75	112	-	-	-	-	-	-	-	-	-	-	40.5	57.0	40.5	57.0
8:00 AM	8	8	45	82	-	-	-	-	-	-	-	-	-	-	26.5	45.0	26.5	45.0
9:00 AM	11	18	16	22	-	-	-	-	-	-	-	-	-	-	11.0	18.0	11.0	18.0
10:00 AM	26	28	-	-	-	-	-	-	-	-	-	-	-	-	26.0	28.0	26.0	28.0
11:00 AM	25	27	-	-	-	-	-	-	-	-	-	-	-	-	25.0	27.0	25.0	27.0
12:00 PM	25	37	-	-	-	-	-	-	-	-	-	-	-	-	25.0	37.0	25.0	37.0
1:00 PM	17	27	-	-	-	-	-	-	-	-	-	-	-	-	17.0	27.0	17.0	27.0
2:00 PM	37	29	-	-	-	-	-	-	-	-	-	-	-	-	37.0	29.0	37.0	29.0
3:00 PM	36	31	-	-	-	-	-	-	-	-	-	-	-	-	36.0	31.0	36.0	31.0
4:00 PM	23	33	-	-	-	-	-	-	-	-	-	-	-	-	23.0	33.0	23.0	33.0
5:00 PM	25	32	-	-	-	-	-	-	-	-	-	-	-	-	25.0	32.0	25.0	32.0
6:00 PM	16	21	-	-	-	-	-	-	-	-	-	-	-	-	16.0	21.0	16.0	21.0
7:00 PM	18	22	-	-	-	-	-	-	-	-	-	-	-	-	18.0	22.0	18.0	22.0
8:00 PM	12	26	-	-	-	-	-	-	-	-	-	-	-	-	12.0	26.0	12.0	26.0
9:00 PM	10	8	-	-	-	-	-	-	-	-	-	-	-	-	10.0	8.0	10.0	8.0
10:00 PM	7	6	-	-	-	-	-	-	-	-	-	-	-	-	7.0	6.0	7.0	6.0
11:00 PM	7	7	-	-	-	-	-	-	-	-	-	-	-	-	7.0	7.0	7.0	7.0
Totals	326	375	170	298	0	0	0	0	0	0	0	0	0	0	387.5	501.5	387.5	501.5
Combined	701		468		0		0		0		0		0		889.0		889.0	
Split (%)	46.5	53.5	36.3	63.7	-	-	-	-	-	-	-	-	-	-	43.6	56.4	43.6	56.4

Peak Hours

12:00 AM - 12:00 PM	10:30 AM	9:30 AM	7:00 AM	6:45 AM	-	-	-	-	-	-	-	-	-	-	7:00 AM	6:45 AM	7:00 AM	6:45 AM
Volume	34	29	75	123	-	-	-	-	-	-	-	-	-	-	40.5	63.0	40.5	63.0
Factor	0.85	0.60	0.55	0.52	-	-	-	-	-	-	-	-	-	-	0.55	0.53	0.55	0.53
12:00 PM - 12:00 AM	2:45 PM	3:45 PM	-	-	-	-	-	-	-	-	-	-	-	-	2:45 PM	3:45 PM	2:45 PM	3:45 PM
Volume	43	39	-	-	-	-	-	-	-	-	-	-	-	-	43.0	39.0	43.0	39.0
Factor	0.72	0.81	-	-	-	-	-	-	-	-	-	-	-	-	0.72	0.81	0.72	0.81

Town : Northborough
 Road : Ridge Road
 Location : 43 Ridge Road (North of Collins Street)

Site: 2021004
 5/17/2021
 Monday

Daily Classification

Combined Channels

Interval Start	Total	Motor Bikes	Cars & Trailers	2 Axle Long	Buses	2 Axle 6 Tire	3 Axle Single	4 Axle Single	<5 Axle Double	5 Axle Double	>6 Axle Double	<6 Axle Multi	6 Axle Multi	>6 Axle Multi
12:00 AM	-	-	-	-	-	-	-	-	-	-	-	-	-	-
1:00 AM	-	-	-	-	-	-	-	-	-	-	-	-	-	-
2:00 AM	-	-	-	-	-	-	-	-	-	-	-	-	-	-
3:00 AM	-	-	-	-	-	-	-	-	-	-	-	-	-	-
4:00 AM	-	-	-	-	-	-	-	-	-	-	-	-	-	-
5:00 AM	-	-	-	-	-	-	-	-	-	-	-	-	-	-
6:00 AM	-	-	-	-	-	-	-	-	-	-	-	-	-	-
7:00 AM	-	-	-	-	-	-	-	-	-	-	-	-	-	-
8:00 AM	-	-	-	-	-	-	-	-	-	-	-	-	-	-
9:00 AM	-	-	-	-	-	-	-	-	-	-	-	-	-	-
10:00 AM	-	-	-	-	-	-	-	-	-	-	-	-	-	-
11:00 AM	-	-	-	-	-	-	-	-	-	-	-	-	-	-
12:00 PM	95	0	76	12	1	6	0	0	0	0	0	0	0	0
1:00 PM	115	0	89	14	2	10	0	0	0	0	0	0	0	0
2:00 PM	175	0	131	26	6	11	0	0	1	0	0	0	0	0
3:00 PM	140	3	104	24	2	7	0	0	0	0	0	0	0	0
4:00 PM	116	0	79	23	0	14	0	0	0	0	0	0	0	0
5:00 PM	111	1	86	16	0	8	0	0	0	0	0	0	0	0
6:00 PM	111	0	87	21	0	3	0	0	0	0	0	0	0	0
7:00 PM	89	0	74	10	0	5	0	0	0	0	0	0	0	0
8:00 PM	40	0	34	4	0	2	0	0	0	0	0	0	0	0
9:00 PM	26	0	22	4	0	0	0	0	0	0	0	0	0	0
10:00 PM	15	0	14	1	0	0	0	0	0	0	0	0	0	0
11:00 PM	18	0	15	2	0	1	0	0	0	0	0	0	0	0
Total	1051	4	811	157	11	67	0	0	1	0	0	0	0	0
%		0.4	77.2	14.9	1.0	6.4	0.0	0.0	0.1	0.0	0.0	0.0	0.0	0.0

Town : Northborough
 Road : Ridge Road
 Location : 43 Ridge Road (North of Collins Street)

Site: 2021004
 5/18/2021
 Tuesday

Daily Classification

Combined Channels

Interval Start	Total	Motor Bikes	Cars & Trailers	2 Axle Long	Buses	2 Axle 6 Tire	3 Axle Single	4 Axle Single	<5 Axle Double	5 Axle Double	>6 Axle Double	<6 Axle Multi	6 Axle Multi	>6 Axle Multi
12:00 AM	21	0	19	2	0	0	0	0	0	0	0	0	0	0
1:00 AM	14	0	12	1	0	1	0	0	0	0	0	0	0	0
2:00 AM	4	0	3	0	0	1	0	0	0	0	0	0	0	0
3:00 AM	4	0	4	0	0	0	0	0	0	0	0	0	0	0
4:00 AM	17	0	15	1	0	1	0	0	0	0	0	0	0	0
5:00 AM	38	0	29	6	0	3	0	0	0	0	0	0	0	0
6:00 AM	96	0	70	17	3	6	0	0	0	0	0	0	0	0
7:00 AM	137	0	103	24	4	6	0	0	0	0	0	0	0	0
8:00 AM	117	0	82	29	2	4	0	0	0	0	0	0	0	0
9:00 AM	56	0	34	17	0	3	0	0	1	1	0	0	0	0
10:00 AM	63	2	43	13	0	4	0	0	1	0	0	0	0	0
11:00 AM	57	0	39	11	0	7	0	0	0	0	0	0	0	0
12:00 PM	69	0	62	5	0	2	0	0	0	0	0	0	0	0
1:00 PM	114	0	86	19	2	7	0	0	0	0	0	0	0	0
2:00 PM	152	0	113	22	7	10	0	0	0	0	0	0	0	0
3:00 PM	156	1	106	36	2	11	0	0	0	0	0	0	0	0
4:00 PM	116	0	93	18	1	4	0	0	0	0	0	0	0	0
5:00 PM	143	1	102	32	0	7	0	0	1	0	0	0	0	0
6:00 PM	119	2	100	13	1	3	0	0	0	0	0	0	0	0
7:00 PM	70	0	52	15	0	3	0	0	0	0	0	0	0	0
8:00 PM	47	0	39	4	0	4	0	0	0	0	0	0	0	0
9:00 PM	23	0	21	2	0	0	0	0	0	0	0	0	0	0
10:00 PM	20	0	19	1	0	0	0	0	0	0	0	0	0	0
11:00 PM	14	0	12	2	0	0	0	0	0	0	0	0	0	0
Total	1667	6	1258	290	22	87	0	0	3	1	0	0	0	0
%		0.4	75.5	17.4	1.3	5.2	0.0	0.0	0.2	0.1	0.0	0.0	0.0	0.0

Town : Northborough
 Road : Ridge Road
 Location : 43 Ridge Road (North of Collins Street)

Site: 2021004
 5/19/2021
 Wednesday

Daily Classification

Combined Channels

Interval Start	Total	Motor Bikes	Cars & Trailers	2 Axle Long	Buses	2 Axle 6 Tire	3 Axle Single	4 Axle Single	<5 Axle Double	5 Axle Double	>6 Axle Double	<6 Axle Multi	6 Axle Multi	>6 Axle Multi
12:00 AM	18	0	16	2	0	0	0	0	0	0	0	0	0	0
1:00 AM	17	0	15	2	0	0	0	0	0	0	0	0	0	0
2:00 AM	7	1	5	0	0	1	0	0	0	0	0	0	0	0
3:00 AM	5	0	4	1	0	0	0	0	0	0	0	0	0	0
4:00 AM	18	0	16	0	0	2	0	0	0	0	0	0	0	0
5:00 AM	37	0	28	7	0	2	0	0	0	0	0	0	0	0
6:00 AM	88	0	69	13	1	5	0	0	0	0	0	0	0	0
7:00 AM	160	1	120	30	3	6	0	0	0	0	0	0	0	0
8:00 AM	114	0	72	37	1	4	0	0	0	0	0	0	0	0
9:00 AM	70	0	54	12	0	4	0	0	0	0	0	0	0	0
10:00 AM	73	1	51	14	0	6	0	0	1	0	0	0	0	0
11:00 AM	72	1	53	9	0	9	0	0	0	0	0	0	0	0
12:00 PM	68	0	45	16	0	7	0	0	0	0	0	0	0	0
1:00 PM	123	1	96	19	0	7	0	0	0	0	0	0	0	0
2:00 PM	132	0	96	24	5	5	0	0	2	0	0	0	0	0
3:00 PM	155	1	118	28	2	6	0	0	0	0	0	0	0	0
4:00 PM	130	1	98	24	0	7	0	0	0	0	0	0	0	0
5:00 PM	139	0	107	25	0	6	0	0	1	0	0	0	0	0
6:00 PM	111	1	89	16	0	5	0	0	0	0	0	0	0	0
7:00 PM	108	0	85	21	0	2	0	0	0	0	0	0	0	0
8:00 PM	42	0	33	6	0	3	0	0	0	0	0	0	0	0
9:00 PM	21	0	18	3	0	0	0	0	0	0	0	0	0	0
10:00 PM	22	0	19	3	0	0	0	0	0	0	0	0	0	0
11:00 PM	9	0	7	2	0	0	0	0	0	0	0	0	0	0
Total	1739	8	1314	314	12	87	0	0	4	0	0	0	0	0
%		0.5	75.6	18.1	0.7	5.0	0.0	0.0	0.2	0.0	0.0	0.0	0.0	0.0

Town : Northborough
 Road : Ridge Road
 Location : 43 Ridge Road (North of Collins Street)

Site: 2021004
 5/20/2021
 Thursday

Daily Classification

Combined Channels

Interval Start	Total	Motor Bikes	Cars & Trailers	2 Axle Long	Buses	2 Axle 6 Tire	3 Axle Single	4 Axle Single	<5 Axle Double	5 Axle Double	>6 Axle Double	<6 Axle Multi	6 Axle Multi	>6 Axle Multi
12:00 AM	17	0	15	2	0	0	0	0	0	0	0	0	0	0
1:00 AM	15	0	12	2	0	1	0	0	0	0	0	0	0	0
2:00 AM	5	1	3	0	0	1	0	0	0	0	0	0	0	0
3:00 AM	4	0	3	1	0	0	0	0	0	0	0	0	0	0
4:00 AM	17	0	16	1	0	0	0	0	0	0	0	0	0	0
5:00 AM	33	0	25	5	0	3	0	0	0	0	0	0	0	0
6:00 AM	93	0	67	16	3	7	0	0	0	0	0	0	0	0
7:00 AM	149	2	107	29	2	9	0	0	0	0	0	0	0	0
8:00 AM	101	0	72	24	1	3	0	0	1	0	0	0	0	0
9:00 AM	52	0	36	13	0	2	0	0	1	0	0	0	0	0
10:00 AM	66	0	48	12	0	5	0	0	1	0	0	0	0	0
11:00 AM	66	1	44	18	0	2	1	0	0	0	0	0	0	0
12:00 PM	80	0	53	20	0	6	0	0	1	0	0	0	0	0
1:00 PM	116	1	87	19	0	7	0	0	2	0	0	0	0	0
2:00 PM	151	0	109	27	6	8	0	0	1	0	0	0	0	0
3:00 PM	135	0	96	31	2	6	0	0	0	0	0	0	0	0
4:00 PM	127	0	93	23	0	10	0	0	1	0	0	0	0	0
5:00 PM	154	1	108	36	0	8	0	0	1	0	0	0	0	0
6:00 PM	114	0	93	16	0	5	0	0	0	0	0	0	0	0
7:00 PM	100	0	78	17	0	5	0	0	0	0	0	0	0	0
8:00 PM	40	0	33	4	0	3	0	0	0	0	0	0	0	0
9:00 PM	27	0	23	4	0	0	0	0	0	0	0	0	0	0
10:00 PM	13	0	11	2	0	0	0	0	0	0	0	0	0	0
11:00 PM	9	0	7	1	0	1	0	0	0	0	0	0	0	0
Total	1684	6	1239	323	14	92	1	0	9	0	0	0	0	0
%		0.4	73.6	19.2	0.8	5.5	0.1	0.0	0.5	0.0	0.0	0.0	0.0	0.0

Town : Northborough
 Road : Ridge Road
 Location : 43 Ridge Road (North of Collins Street)

Site: 2021004
 5/21/2021
 Friday

Daily Classification

Combined Channels

Interval Start	Total	Motor Bikes	Cars & Trailers	2 Axle Long	Buses	2 Axle 6 Tire	3 Axle Single	4 Axle Single	<5 Axle Double	5 Axle Double	>6 Axle Double	<6 Axle Multi	6 Axle Multi	>6 Axle Multi
12:00 AM	19	0	18	1	0	0	0	0	0	0	0	0	0	0
1:00 AM	17	0	15	1	0	1	0	0	0	0	0	0	0	0
2:00 AM	6	0	5	0	0	1	0	0	0	0	0	0	0	0
3:00 AM	4	0	3	1	0	0	0	0	0	0	0	0	0	0
4:00 AM	16	0	13	1	0	2	0	0	0	0	0	0	0	0
5:00 AM	36	0	27	5	0	4	0	0	0	0	0	0	0	0
6:00 AM	95	0	73	12	1	9	0	0	0	0	0	0	0	0
7:00 AM	148	0	111	26	4	6	1	0	0	0	0	0	0	0
8:00 AM	91	0	59	29	1	2	0	0	0	0	0	0	0	0
9:00 AM	69	0	48	16	0	4	1	0	0	0	0	0	0	0
10:00 AM	63	0	51	11	0	1	0	0	0	0	0	0	0	0
11:00 AM	56	1	40	12	0	3	0	0	0	0	0	0	0	0
12:00 PM	93	0	73	16	0	3	0	0	1	0	0	0	0	0
1:00 PM	127	1	96	22	1	7	0	0	0	0	0	0	0	0
2:00 PM	169	0	128	29	6	6	0	0	0	0	0	0	0	0
3:00 PM	138	0	98	32	2	6	0	0	0	0	0	0	0	0
4:00 PM	117	0	93	16	0	8	0	0	0	0	0	0	0	0
5:00 PM	106	1	79	19	0	7	0	0	0	0	0	0	0	0
6:00 PM	117	0	87	27	0	3	0	0	0	0	0	0	0	0
7:00 PM	84	0	71	9	0	4	0	0	0	0	0	0	0	0
8:00 PM	46	0	33	8	0	5	0	0	0	0	0	0	0	0
9:00 PM	32	0	27	3	0	2	0	0	0	0	0	0	0	0
10:00 PM	18	0	16	1	0	1	0	0	0	0	0	0	0	0
11:00 PM	31	0	20	9	0	2	0	0	0	0	0	0	0	0
Total	1698	3	1284	306	15	87	2	0	1	0	0	0	0	0
%		0.2	75.6	18.0	0.9	5.1	0.1	0.0	0.1	0.0	0.0	0.0	0.0	0.0

Town : Northborough
 Road : Ridge Road
 Location : 43 Ridge Road (North of Collins Street)

Site: 2021004
 5/22/2021
 Saturday

Daily Classification

Combined Channels

Interval Start	Total	Motor Bikes	Cars & Trailers	2 Axle Long	Buses	2 Axle 6 Tire	3 Axle Single	4 Axle Single	<5 Axle Double	5 Axle Double	>6 Axle Double	<6 Axle Multi	6 Axle Multi	>6 Axle Multi
12:00 AM	16	0	13	3	0	0	0	0	0	0	0	0	0	0
1:00 AM	9	0	6	1	0	2	0	0	0	0	0	0	0	0
2:00 AM	2	1	1	0	0	0	0	0	0	0	0	0	0	0
3:00 AM	10	0	8	1	0	1	0	0	0	0	0	0	0	0
4:00 AM	6	0	4	2	0	0	0	0	0	0	0	0	0	0
5:00 AM	9	0	7	1	0	1	0	0	0	0	0	0	0	0
6:00 AM	15	0	13	2	0	0	0	0	0	0	0	0	0	0
7:00 AM	33	0	26	4	0	3	0	0	0	0	0	0	0	0
8:00 AM	62	0	47	12	0	3	0	0	0	0	0	0	0	0
9:00 AM	50	1	33	10	1	5	0	0	0	0	0	0	0	0
10:00 AM	78	1	54	16	0	6	0	0	0	1	0	0	0	0
11:00 AM	78	0	60	12	0	6	0	0	0	0	0	0	0	0
12:00 PM	75	3	56	14	0	2	0	0	0	0	0	0	0	0
1:00 PM	65	0	47	12	0	5	0	0	1	0	0	0	0	0
2:00 PM	64	0	50	10	0	4	0	0	0	0	0	0	0	0
3:00 PM	54	2	34	13	0	5	0	0	0	0	0	0	0	0
4:00 PM	61	1	48	10	0	2	0	0	0	0	0	0	0	0
5:00 PM	46	0	40	4	0	2	0	0	0	0	0	0	0	0
6:00 PM	38	3	24	6	0	5	0	0	0	0	0	0	0	0
7:00 PM	29	0	20	8	0	1	0	0	0	0	0	0	0	0
8:00 PM	31	1	25	2	0	2	0	0	1	0	0	0	0	0
9:00 PM	20	0	16	4	0	0	0	0	0	0	0	0	0	0
10:00 PM	16	0	16	0	0	0	0	0	0	0	0	0	0	0
11:00 PM	10	0	8	1	0	1	0	0	0	0	0	0	0	0
Total	877	13	656	148	1	56	0	0	2	1	0	0	0	0
%		1.5	74.8	16.9	0.1	6.4	0.0	0.0	0.2	0.1	0.0	0.0	0.0	0.0

Town : Northborough
 Road : Ridge Road
 Location : 43 Ridge Road (North of Collins Street)

Site: 2021004
 5/23/2021
 Sunday

Daily Classification

Combined Channels

Interval Start	Total	Motor Bikes	Cars & Trailers	2 Axle Long	Buses	2 Axle 6 Tire	3 Axle Single	4 Axle Single	<5 Axle Double	5 Axle Double	>6 Axle Double	<6 Axle Multi	6 Axle Multi	>6 Axle Multi
12:00 AM	6	0	3	3	0	0	0	0	0	0	0	0	0	0
1:00 AM	2	0	2	0	0	0	0	0	0	0	0	0	0	0
2:00 AM	2	0	1	1	0	0	0	0	0	0	0	0	0	0
3:00 AM	0	0	0	0	0	0	0	0	0	0	0	0	0	0
4:00 AM	1	0	1	0	0	0	0	0	0	0	0	0	0	0
5:00 AM	6	0	5	0	0	1	0	0	0	0	0	0	0	0
6:00 AM	10	0	7	2	0	1	0	0	0	0	0	0	0	0
7:00 AM	17	0	16	1	0	0	0	0	0	0	0	0	0	0
8:00 AM	41	1	33	5	0	2	0	0	0	0	0	0	0	0
9:00 AM	30	1	24	4	0	1	0	0	0	0	0	0	0	0
10:00 AM	51	1	39	5	0	6	0	0	0	0	0	0	0	0
11:00 AM	65	2	52	7	0	4	0	0	0	0	0	0	0	0
12:00 PM	50	0	38	7	0	5	0	0	0	0	0	0	0	0
1:00 PM	89	0	71	14	0	4	0	0	0	0	0	0	0	0
2:00 PM	63	0	47	12	0	4	0	0	0	0	0	0	0	0
3:00 PM	77	1	62	13	0	1	0	0	0	0	0	0	0	0
4:00 PM	49	0	37	9	0	3	0	0	0	0	0	0	0	0
5:00 PM	48	0	42	6	0	0	0	0	0	0	0	0	0	0
6:00 PM	29	0	25	3	0	1	0	0	0	0	0	0	0	0
7:00 PM	33	0	23	4	0	6	0	0	0	0	0	0	0	0
8:00 PM	29	0	25	2	0	2	0	0	0	0	0	0	0	0
9:00 PM	19	0	14	2	0	3	0	0	0	0	0	0	0	0
10:00 PM	11	0	9	1	0	1	0	0	0	0	0	0	0	0
11:00 PM	6	0	3	1	0	2	0	0	0	0	0	0	0	0
Total	734	6	579	102	0	47	0	0	0	0	0	0	0	0
%		0.8	78.9	13.9	0.0	6.4	0.0	0.0	0.0	0.0	0.0	0.0	0.0	0.0

Town : Northborough
 Road : Ridge Road
 Location : 43 Ridge Road (North of Collins Street)

Site: 2021004
 5/24/2021
 Monday

Daily Classification

Combined Channels

Interval Start	Total	Motor Bikes	Cars & Trailers	2 Axle Long	Buses	2 Axle 6 Tire	3 Axle Single	4 Axle Single	<5 Axle Double	5 Axle Double	>6 Axle Double	<6 Axle Multi	6 Axle Multi	>6 Axle Multi
12:00 AM	3	0	3	0	0	0	0	0	0	0	0	0	0	0
1:00 AM	4	0	3	1	0	0	0	0	0	0	0	0	0	0
2:00 AM	4	0	4	0	0	0	0	0	0	0	0	0	0	0
3:00 AM	4	0	3	1	0	0	0	0	0	0	0	0	0	0
4:00 AM	6	0	5	1	0	0	0	0	0	0	0	0	0	0
5:00 AM	32	0	26	3	0	3	0	0	0	0	0	0	0	0
6:00 AM	96	0	74	11	1	10	0	0	0	0	0	0	0	0
7:00 AM	137	0	103	24	3	7	0	0	0	0	0	0	0	0
8:00 AM	107	0	76	29	1	1	0	0	0	0	0	0	0	0
9:00 AM	65	0	44	18	0	3	0	0	0	0	0	0	0	0
10:00 AM	101	1	73	18	5	4	0	0	0	0	0	0	0	0
11:00 AM	91	0	69	15	2	5	0	0	0	0	0	0	0	0
12:00 PM	134	0	95	31	2	5	0	0	1	0	0	0	0	0
1:00 PM	110	2	85	19	0	4	0	0	0	0	0	0	0	0
2:00 PM	124	0	98	18	2	6	0	0	0	0	0	0	0	0
3:00 PM	121	0	89	22	0	10	0	0	0	0	0	0	0	0
4:00 PM	123	2	96	15	0	10	0	0	0	0	0	0	0	0
5:00 PM	126	0	93	24	0	9	0	0	0	0	0	0	0	0
6:00 PM	126	1	105	13	0	7	0	0	0	0	0	0	0	0
7:00 PM	66	0	55	7	0	4	0	0	0	0	0	0	0	0
8:00 PM	38	0	34	3	0	1	0	0	0	0	0	0	0	0
9:00 PM	29	0	28	1	0	0	0	0	0	0	0	0	0	0
10:00 PM	13	0	11	2	0	0	0	0	0	0	0	0	0	0
11:00 PM	15	0	12	3	0	0	0	0	0	0	0	0	0	0
Total	1675	6	1284	279	16	89	0	0	1	0	0	0	0	0
%		0.4	76.7	16.7	1.0	5.3	0.0	0.0	0.1	0.0	0.0	0.0	0.0	0.0

Town : Northborough
 Road : Ridge Road
 Location : 43 Ridge Road (North of Collins Street)

Site: 2021004
 5/25/2021
 Tuesday

Daily Classification

Combined Channels

Interval Start	Total	Motor Bikes	Cars & Trailers	2 Axle Long	Buses	2 Axle 6 Tire	3 Axle Single	4 Axle Single	<5 Axle Double	5 Axle Double	>6 Axle Double	<6 Axle Multi	6 Axle Multi	>6 Axle Multi
12:00 AM	13	0	12	1	0	0	0	0	0	0	0	0	0	0
1:00 AM	13	0	11	1	0	1	0	0	0	0	0	0	0	0
2:00 AM	2	0	2	0	0	0	0	0	0	0	0	0	0	0
3:00 AM	4	0	4	0	0	0	0	0	0	0	0	0	0	0
4:00 AM	13	0	9	3	0	1	0	0	0	0	0	0	0	0
5:00 AM	35	0	27	6	0	2	0	0	0	0	0	0	0	0
6:00 AM	96	1	67	17	1	10	0	0	0	0	0	0	0	0
7:00 AM	148	0	106	27	3	12	0	0	0	0	0	0	0	0
8:00 AM	121	1	75	40	1	3	0	0	1	0	0	0	0	0
9:00 AM	68	0	46	16	0	5	0	0	1	0	0	0	0	0
10:00 AM	52	0	35	11	0	6	0	0	0	0	0	0	0	0
11:00 AM	64	0	49	12	0	3	0	0	0	0	0	0	0	0
12:00 PM	70	0	53	13	0	4	0	0	0	0	0	0	0	0
1:00 PM	124	0	90	26	2	6	0	0	0	0	0	0	0	0
2:00 PM	182	1	125	34	7	15	0	0	0	0	0	0	0	0
3:00 PM	161	2	109	39	2	9	0	0	0	0	0	0	0	0
4:00 PM	136	0	100	30	0	6	0	0	0	0	0	0	0	0
5:00 PM	115	0	82	26	0	7	0	0	0	0	0	0	0	0
6:00 PM	163	0	135	21	0	7	0	0	0	0	0	0	0	0
7:00 PM	90	0	80	7	0	3	0	0	0	0	0	0	0	0
8:00 PM	45	0	41	1	0	3	0	0	0	0	0	0	0	0
9:00 PM	31	0	26	4	0	1	0	0	0	0	0	0	0	0
10:00 PM	24	0	19	3	0	2	0	0	0	0	0	0	0	0
11:00 PM	19	0	17	2	0	0	0	0	0	0	0	0	0	0
Total	1789	5	1320	340	16	106	0	0	2	0	0	0	0	0
%		0.3	73.8	19.0	0.9	5.9	0.0	0.0	0.1	0.0	0.0	0.0	0.0	0.0

Town : Northborough
 Road : Ridge Road
 Location : 43 Ridge Road (North of Collins Street)

Site: 2021004
 5/26/2021
 Wednesday

Daily Classification

Combined Channels

Interval Start	Total	Motor Bikes	Cars & Trailers	2 Axle Long	Buses	2 Axle 6 Tire	3 Axle Single	4 Axle Single	<5 Axle Double	5 Axle Double	>6 Axle Double	<6 Axle Multi	6 Axle Multi	>6 Axle Multi
12:00 AM	20	0	18	2	0	0	0	0	0	0	0	0	0	0
1:00 AM	11	0	8	1	0	2	0	0	0	0	0	0	0	0
2:00 AM	1	0	1	0	0	0	0	0	0	0	0	0	0	0
3:00 AM	7	0	5	1	0	1	0	0	0	0	0	0	0	0
4:00 AM	14	0	10	3	0	1	0	0	0	0	0	0	0	0
5:00 AM	35	0	26	5	0	4	0	0	0	0	0	0	0	0
6:00 AM	87	0	67	14	1	5	0	0	0	0	0	0	0	0
7:00 AM	167	0	128	30	4	5	0	0	0	0	0	0	0	0
8:00 AM	116	0	82	28	1	4	0	0	1	0	0	0	0	0
9:00 AM	65	0	47	14	0	4	0	0	0	0	0	0	0	0
10:00 AM	64	1	47	10	0	5	0	0	1	0	0	0	0	0
11:00 AM	66	0	50	14	0	2	0	0	0	0	0	0	0	0
12:00 PM	73	0	48	19	0	6	0	0	0	0	0	0	0	0
1:00 PM	85	0	59	18	1	6	0	0	1	0	0	0	0	0
2:00 PM	192	0	146	28	7	11	0	0	0	0	0	0	0	0
3:00 PM	134	2	94	24	2	12	0	0	0	0	0	0	0	0
4:00 PM	133	2	103	20	0	7	0	0	1	0	0	0	0	0
5:00 PM	133	1	102	21	0	9	0	0	0	0	0	0	0	0
6:00 PM	126	0	109	15	0	2	0	0	0	0	0	0	0	0
7:00 PM	99	0	74	20	0	5	0	0	0	0	0	0	0	0
8:00 PM	36	0	29	4	0	3	0	0	0	0	0	0	0	0
9:00 PM	28	0	24	4	0	0	0	0	0	0	0	0	0	0
10:00 PM	10	0	9	1	0	0	0	0	0	0	0	0	0	0
11:00 PM	9	0	8	1	0	0	0	0	0	0	0	0	0	0
Total	1711	6	1294	297	16	94	0	0	4	0	0	0	0	0
%		0.4	75.6	17.4	0.9	5.5	0.0	0.0	0.2	0.0	0.0	0.0	0.0	0.0

Town : Northborough
 Road : Ridge Road
 Location : 43 Ridge Road (North of Collins Street)

Site: 2021004
 5/27/2021
 Thursday

Daily Classification

Combined Channels

Interval Start	Total	Motor Bikes	Cars & Trailers	2 Axle Long	Buses	2 Axle 6 Tire	3 Axle Single	4 Axle Single	<5 Axle Double	5 Axle Double	>6 Axle Double	<6 Axle Multi	6 Axle Multi	>6 Axle Multi
12:00 AM	17	0	14	2	0	0	0	0	0	1	0	0	0	0
1:00 AM	10	0	6	2	0	1	0	0	0	1	0	0	0	0
2:00 AM	3	0	2	0	0	1	0	0	0	0	0	0	0	0
3:00 AM	6	0	4	2	0	0	0	0	0	0	0	0	0	0
4:00 AM	9	0	8	0	0	1	0	0	0	0	0	0	0	0
5:00 AM	32	0	24	4	0	4	0	0	0	0	0	0	0	0
6:00 AM	110	0	82	17	2	9	0	0	0	0	0	0	0	0
7:00 AM	158	3	115	27	3	9	0	0	1	0	0	0	0	0
8:00 AM	111	0	69	36	1	4	0	0	1	0	0	0	0	0
9:00 AM	63	0	49	11	0	3	0	0	0	0	0	0	0	0
10:00 AM	69	0	43	17	1	8	0	0	0	0	0	0	0	0
11:00 AM	58	0	42	14	0	2	0	0	0	0	0	0	0	0
12:00 PM	72	1	51	15	1	4	0	0	0	0	0	0	0	0
1:00 PM	113	0	83	20	1	8	0	0	1	0	0	0	0	0
2:00 PM	195	2	145	28	6	13	0	0	1	0	0	0	0	0
3:00 PM	140	0	98	33	2	7	0	0	0	0	0	0	0	0
4:00 PM	127	1	99	21	0	6	0	0	0	0	0	0	0	0
5:00 PM	158	0	114	34	1	8	0	0	1	0	0	0	0	0
6:00 PM	111	0	91	13	0	7	0	0	0	0	0	0	0	0
7:00 PM	111	0	88	16	0	7	0	0	0	0	0	0	0	0
8:00 PM	49	0	37	9	0	3	0	0	0	0	0	0	0	0
9:00 PM	30	0	24	6	0	0	0	0	0	0	0	0	0	0
10:00 PM	38	0	32	5	0	1	0	0	0	0	0	0	0	0
11:00 PM	14	0	11	2	0	1	0	0	0	0	0	0	0	0
Total	1804	7	1331	334	18	107	0	0	5	2	0	0	0	0
%		0.4	73.8	18.5	1.0	5.9	0.0	0.0	0.3	0.1	0.0	0.0	0.0	0.0

Town : Northborough
 Road : Ridge Road
 Location : 43 Ridge Road (North of Collins Street)

Site: 2021004
 5/28/2021
 Friday

Daily Classification

Combined Channels

Interval Start	Total	Motor Bikes	Cars & Trailers	2 Axle Long	Buses	2 Axle 6 Tire	3 Axle Single	4 Axle Single	<5 Axle Double	5 Axle Double	>6 Axle Double	<6 Axle Multi	6 Axle Multi	>6 Axle Multi
12:00 AM	22	0	19	3	0	0	0	0	0	0	0	0	0	0
1:00 AM	13	0	12	0	0	1	0	0	0	0	0	0	0	0
2:00 AM	6	0	5	0	0	1	0	0	0	0	0	0	0	0
3:00 AM	4	0	3	1	0	0	0	0	0	0	0	0	0	0
4:00 AM	15	0	13	0	0	2	0	0	0	0	0	0	0	0
5:00 AM	25	0	16	7	0	2	0	0	0	0	0	0	0	0
6:00 AM	86	0	61	15	2	7	0	0	0	1	0	0	0	0
7:00 AM	143	0	107	27	4	5	0	0	0	0	0	0	0	0
8:00 AM	109	0	75	32	1	1	0	0	0	0	0	0	0	0
9:00 AM	66	0	46	16	2	1	1	0	0	0	0	0	0	0
10:00 AM	52	0	39	7	0	6	0	0	0	0	0	0	0	0
11:00 AM	66	0	49	13	0	3	0	0	1	0	0	0	0	0
12:00 PM	70	0	54	13	0	2	0	0	1	0	0	0	0	0
1:00 PM	107	0	78	21	1	7	0	0	0	0	0	0	0	0
2:00 PM	175	0	135	25	7	8	0	0	0	0	0	0	0	0
3:00 PM	171	0	127	29	4	11	0	0	0	0	0	0	0	0
4:00 PM	94	0	59	24	0	11	0	0	0	0	0	0	0	0
5:00 PM	98	0	80	12	0	6	0	0	0	0	0	0	0	0
6:00 PM	103	0	84	17	0	2	0	0	0	0	0	0	0	0
7:00 PM	78	0	62	14	0	2	0	0	0	0	0	0	0	0
8:00 PM	47	0	38	6	0	3	0	0	0	0	0	0	0	0
9:00 PM	13	0	10	2	0	1	0	0	0	0	0	0	0	0
10:00 PM	11	0	10	1	0	0	0	0	0	0	0	0	0	0
11:00 PM	22	0	17	3	0	2	0	0	0	0	0	0	0	0
Total	1596	0	1199	288	21	84	1	0	2	1	0	0	0	0
%		0.0	75.1	18.0	1.3	5.3	0.1	0.0	0.1	0.1	0.0	0.0	0.0	0.0

Town : Northborough
 Road : Ridge Road
 Location : 43 Ridge Road (North of Collins Street)

Site: 2021004
 5/29/2021
 Saturday

Daily Classification

Combined Channels

Interval Start	Total	Motor Bikes	Cars & Trailers	2 Axle Long	Buses	2 Axle 6 Tire	3 Axle Single	4 Axle Single	<5 Axle Double	5 Axle Double	>6 Axle Double	<6 Axle Multi	6 Axle Multi	>6 Axle Multi
12:00 AM	17	0	15	2	0	0	0	0	0	0	0	0	0	0
1:00 AM	6	0	4	1	0	1	0	0	0	0	0	0	0	0
2:00 AM	3	0	1	1	0	1	0	0	0	0	0	0	0	0
3:00 AM	2	0	2	0	0	0	0	0	0	0	0	0	0	0
4:00 AM	1	0	1	0	0	0	0	0	0	0	0	0	0	0
5:00 AM	20	0	16	2	0	2	0	0	0	0	0	0	0	0
6:00 AM	22	0	18	4	0	0	0	0	0	0	0	0	0	0
7:00 AM	16	0	12	2	0	2	0	0	0	0	0	0	0	0
8:00 AM	35	0	25	6	0	4	0	0	0	0	0	0	0	0
9:00 AM	44	0	33	10	0	1	0	0	0	0	0	0	0	0
10:00 AM	41	0	28	8	0	5	0	0	0	0	0	0	0	0
11:00 AM	48	0	36	7	0	5	0	0	0	0	0	0	0	0
12:00 PM	39	0	27	9	0	3	0	0	0	0	0	0	0	0
1:00 PM	69	0	59	7	0	3	0	0	0	0	0	0	0	0
2:00 PM	40	0	32	5	0	3	0	0	0	0	0	0	0	0
3:00 PM	41	0	29	9	0	3	0	0	0	0	0	0	0	0
4:00 PM	43	0	33	7	0	3	0	0	0	0	0	0	0	0
5:00 PM	42	0	32	8	0	2	0	0	0	0	0	0	0	0
6:00 PM	39	0	29	6	0	4	0	0	0	0	0	0	0	0
7:00 PM	20	0	13	5	0	2	0	0	0	0	0	0	0	0
8:00 PM	22	0	17	3	0	2	0	0	0	0	0	0	0	0
9:00 PM	18	0	12	2	0	4	0	0	0	0	0	0	0	0
10:00 PM	21	0	16	5	0	0	0	0	0	0	0	0	0	0
11:00 PM	14	0	12	1	0	1	0	0	0	0	0	0	0	0
Total	663	0	502	110	0	51	0	0	0	0	0	0	0	0
%		0.0	75.7	16.6	0.0	7.7	0.0	0.0	0.0	0.0	0.0	0.0	0.0	0.0

Town : Northborough
 Road : Ridge Road
 Location : 43 Ridge Road (North of Collins Street)

Site: 2021004
 5/30/2021
 Sunday

Daily Classification

Combined Channels

Interval Start	Total	Motor Bikes	Cars & Trailers	2 Axle Long	Buses	2 Axle 6 Tire	3 Axle Single	4 Axle Single	<5 Axle Double	5 Axle Double	>6 Axle Double	<6 Axle Multi	6 Axle Multi	>6 Axle Multi
12:00 AM	7	0	5	2	0	0	0	0	0	0	0	0	0	0
1:00 AM	6	0	4	1	0	1	0	0	0	0	0	0	0	0
2:00 AM	2	0	1	1	0	0	0	0	0	0	0	0	0	0
3:00 AM	0	0	0	0	0	0	0	0	0	0	0	0	0	0
4:00 AM	1	0	1	0	0	0	0	0	0	0	0	0	0	0
5:00 AM	3	0	3	0	0	0	0	0	0	0	0	0	0	0
6:00 AM	14	0	11	2	0	1	0	0	0	0	0	0	0	0
7:00 AM	13	0	10	2	0	1	0	0	0	0	0	0	0	0
8:00 AM	19	0	14	5	0	0	0	0	0	0	0	0	0	0
9:00 AM	28	0	22	4	0	2	0	0	0	0	0	0	0	0
10:00 AM	29	0	21	2	0	6	0	0	0	0	0	0	0	0
11:00 AM	37	0	31	5	0	1	0	0	0	0	0	0	0	0
12:00 PM	42	0	34	7	0	1	0	0	0	0	0	0	0	0
1:00 PM	47	0	42	5	0	0	0	0	0	0	0	0	0	0
2:00 PM	34	0	28	4	0	2	0	0	0	0	0	0	0	0
3:00 PM	34	0	27	7	0	0	0	0	0	0	0	0	0	0
4:00 PM	22	0	20	2	0	0	0	0	0	0	0	0	0	0
5:00 PM	37	0	32	4	0	1	0	0	0	0	0	0	0	0
6:00 PM	29	0	23	5	0	1	0	0	0	0	0	0	0	0
7:00 PM	21	0	17	3	0	1	0	0	0	0	0	0	0	0
8:00 PM	16	0	14	2	0	0	0	0	0	0	0	0	0	0
9:00 PM	8	0	7	0	0	1	0	0	0	0	0	0	0	0
10:00 PM	14	0	13	1	0	0	0	0	0	0	0	0	0	0
11:00 PM	10	0	9	0	0	1	0	0	0	0	0	0	0	0
Total	473	0	389	64	0	20	0	0	0	0	0	0	0	0
%		0.0	82.2	13.5	0.0	4.2	0.0	0.0	0.0	0.0	0.0	0.0	0.0	0.0

Town : Northborough
 Road : Ridge Road
 Location : 43 Ridge Road (North of Collins Street)

Site: 2021004
 5/31/2021
 Monday

Daily Classification

Combined Channels

Interval Start	Total	Motor Bikes	Cars & Trailers	2 Axle Long	Buses	2 Axle 6 Tire	3 Axle Single	4 Axle Single	<5 Axle Double	5 Axle Double	>6 Axle Double	<6 Axle Multi	6 Axle Multi	>6 Axle Multi
12:00 AM	3	0	3	0	0	0	0	0	0	0	0	0	0	0
1:00 AM	4	0	4	0	0	0	0	0	0	0	0	0	0	0
2:00 AM	4	0	3	1	0	0	0	0	0	0	0	0	0	0
3:00 AM	1	0	1	0	0	0	0	0	0	0	0	0	0	0
4:00 AM	2	0	1	1	0	0	0	0	0	0	0	0	0	0
5:00 AM	8	0	7	1	0	0	0	0	0	0	0	0	0	0
6:00 AM	9	0	8	1	0	0	0	0	0	0	0	0	0	0
7:00 AM	10	0	8	1	0	1	0	0	0	0	0	0	0	0
8:00 AM	18	0	12	5	0	1	0	0	0	0	0	0	0	0
9:00 AM	27	0	18	5	0	4	0	0	0	0	0	0	0	0
10:00 AM	33	0	25	6	0	2	0	0	0	0	0	0	0	0
11:00 AM	47	0	43	1	0	3	0	0	0	0	0	0	0	0
12:00 PM	59	0	43	13	0	3	0	0	0	0	0	0	0	0
1:00 PM	69	0	57	10	0	2	0	0	0	0	0	0	0	0
2:00 PM	62	0	39	14	0	9	0	0	0	0	0	0	0	0
3:00 PM	41	0	31	8	0	2	0	0	0	0	0	0	0	0
4:00 PM	56	1	35	13	1	6	0	0	0	0	0	0	0	0
5:00 PM	58	0	45	9	0	4	0	0	0	0	0	0	0	0
6:00 PM	59	1	54	2	0	2	0	0	0	0	0	0	0	0
7:00 PM	42	0	33	4	0	5	0	0	0	0	0	0	0	0
8:00 PM	39	0	33	4	0	1	0	0	1	0	0	0	0	0
9:00 PM	22	0	20	2	0	0	0	0	0	0	0	0	0	0
10:00 PM	11	0	10	0	0	0	0	0	1	0	0	0	0	0
11:00 PM	16	0	12	1	0	3	0	0	0	0	0	0	0	0
Total	700	2	545	102	1	48	0	0	2	0	0	0	0	0
%		0.3	77.9	14.6	0.1	6.9	0.0	0.0	0.3	0.0	0.0	0.0	0.0	0.0

Town : Northborough
 Road : Ridge Road
 Location : 43 Ridge Road (North of Collins Street)

Site: 2021004
 6/1/2021
 Tuesday

Daily Classification

Combined Channels

Interval Start	Total	Motor Bikes	Cars & Trailers	2 Axle Long	Buses	2 Axle 6 Tire	3 Axle Single	4 Axle Single	<5 Axle Double	5 Axle Double	>6 Axle Double	<6 Axle Multi	6 Axle Multi	>6 Axle Multi
12:00 AM	11	0	9	2	0	0	0	0	0	0	0	0	0	0
1:00 AM	7	0	5	1	0	1	0	0	0	0	0	0	0	0
2:00 AM	4	0	2	1	0	1	0	0	0	0	0	0	0	0
3:00 AM	2	0	2	0	0	0	0	0	0	0	0	0	0	0
4:00 AM	12	0	7	3	0	2	0	0	0	0	0	0	0	0
5:00 AM	39	0	29	8	0	2	0	0	0	0	0	0	0	0
6:00 AM	97	0	70	16	3	8	0	0	0	0	0	0	0	0
7:00 AM	157	0	117	34	2	4	0	0	0	0	0	0	0	0
8:00 AM	116	0	75	38	2	1	0	0	0	0	0	0	0	0
Total	445	0	316	103	7	19	0	0	0	0	0	0	0	0
%		0.0	71.0	23.1	1.6	4.3	0.0	0.0	0.0	0.0	0.0	0.0	0.0	0.0

Town : Northborough
 Road : Ridge Road
 Location : 43 Ridge Road (North of Collins Street)

Site: 2021004
 5/17/2021
 Monday

Daily Classification

SB

Interval Start	Total	Motor Bikes	Cars & Trailers	2 Axle Long	Buses	2 Axle 6 Tire	3 Axle Single	4 Axle Single	<5 Axle Double	5 Axle Double	>6 Axle Double	<6 Axle Multi	6 Axle Multi	>6 Axle Multi
12:00 AM	-	-	-	-	-	-	-	-	-	-	-	-	-	-
1:00 AM	-	-	-	-	-	-	-	-	-	-	-	-	-	-
2:00 AM	-	-	-	-	-	-	-	-	-	-	-	-	-	-
3:00 AM	-	-	-	-	-	-	-	-	-	-	-	-	-	-
4:00 AM	-	-	-	-	-	-	-	-	-	-	-	-	-	-
5:00 AM	-	-	-	-	-	-	-	-	-	-	-	-	-	-
6:00 AM	-	-	-	-	-	-	-	-	-	-	-	-	-	-
7:00 AM	-	-	-	-	-	-	-	-	-	-	-	-	-	-
8:00 AM	-	-	-	-	-	-	-	-	-	-	-	-	-	-
9:00 AM	-	-	-	-	-	-	-	-	-	-	-	-	-	-
10:00 AM	-	-	-	-	-	-	-	-	-	-	-	-	-	-
11:00 AM	-	-	-	-	-	-	-	-	-	-	-	-	-	-
12:00 PM	54	0	45	6	0	3	0	0	0	0	0	0	0	0
1:00 PM	74	0	60	8	0	6	0	0	0	0	0	0	0	0
2:00 PM	107	0	82	14	5	5	0	0	1	0	0	0	0	0
3:00 PM	75	2	52	15	2	4	0	0	0	0	0	0	0	0
4:00 PM	61	0	41	12	0	8	0	0	0	0	0	0	0	0
5:00 PM	56	1	42	9	0	4	0	0	0	0	0	0	0	0
6:00 PM	62	0	48	11	0	3	0	0	0	0	0	0	0	0
7:00 PM	47	0	38	6	0	3	0	0	0	0	0	0	0	0
8:00 PM	27	0	22	4	0	1	0	0	0	0	0	0	0	0
9:00 PM	15	0	15	0	0	0	0	0	0	0	0	0	0	0
10:00 PM	7	0	7	0	0	0	0	0	0	0	0	0	0	0
11:00 PM	9	0	8	1	0	0	0	0	0	0	0	0	0	0
Total	594	3	460	86	7	37	0	0	1	0	0	0	0	0
%		0.5	77.4	14.5	1.2	6.2	0.0	0.0	0.2	0.0	0.0	0.0	0.0	0.0

Town : Northborough
 Road : Ridge Road
 Location : 43 Ridge Road (North of Collins Street)

Site: 2021004
 5/18/2021
 Tuesday

Daily Classification

SB

Interval Start	Total	Motor Bikes	Cars & Trailers	2 Axle Long	Buses	2 Axle 6 Tire	3 Axle Single	4 Axle Single	<5 Axle Double	5 Axle Double	>6 Axle Double	<6 Axle Multi	6 Axle Multi	>6 Axle Multi
12:00 AM	10	0	9	1	0	0	0	0	0	0	0	0	0	0
1:00 AM	3	0	3	0	0	0	0	0	0	0	0	0	0	0
2:00 AM	1	0	1	0	0	0	0	0	0	0	0	0	0	0
3:00 AM	0	0	0	0	0	0	0	0	0	0	0	0	0	0
4:00 AM	11	0	11	0	0	0	0	0	0	0	0	0	0	0
5:00 AM	25	0	19	4	0	2	0	0	0	0	0	0	0	0
6:00 AM	59	0	42	11	2	4	0	0	0	0	0	0	0	0
7:00 AM	62	0	40	17	1	4	0	0	0	0	0	0	0	0
8:00 AM	78	0	58	16	0	4	0	0	0	0	0	0	0	0
9:00 AM	42	0	28	11	0	2	0	0	0	1	0	0	0	0
10:00 AM	44	1	29	9	0	4	0	0	1	0	0	0	0	0
11:00 AM	28	0	20	5	0	3	0	0	0	0	0	0	0	0
12:00 PM	39	0	35	2	0	2	0	0	0	0	0	0	0	0
1:00 PM	70	0	56	10	0	4	0	0	0	0	0	0	0	0
2:00 PM	101	0	75	13	6	7	0	0	0	0	0	0	0	0
3:00 PM	78	1	54	18	2	3	0	0	0	0	0	0	0	0
4:00 PM	47	0	35	9	0	3	0	0	0	0	0	0	0	0
5:00 PM	76	1	53	18	0	3	0	0	1	0	0	0	0	0
6:00 PM	64	1	53	7	1	2	0	0	0	0	0	0	0	0
7:00 PM	38	0	28	8	0	2	0	0	0	0	0	0	0	0
8:00 PM	29	0	25	2	0	2	0	0	0	0	0	0	0	0
9:00 PM	12	0	12	0	0	0	0	0	0	0	0	0	0	0
10:00 PM	9	0	9	0	0	0	0	0	0	0	0	0	0	0
11:00 PM	8	0	7	1	0	0	0	0	0	0	0	0	0	0
Total	934	4	702	162	12	51	0	0	2	1	0	0	0	0
%		0.4	75.2	17.3	1.3	5.5	0.0	0.0	0.2	0.1	0.0	0.0	0.0	0.0

Town : Northborough
 Road : Ridge Road
 Location : 43 Ridge Road (North of Collins Street)

Site: 2021004
 5/19/2021
 Wednesday

Daily Classification

SB

Interval Start	Total	Motor Bikes	Cars & Trailers	2 Axle Long	Buses	2 Axle 6 Tire	3 Axle Single	4 Axle Single	<5 Axle Double	5 Axle Double	>6 Axle Double	<6 Axle Multi	6 Axle Multi	>6 Axle Multi
12:00 AM	5	0	5	0	0	0	0	0	0	0	0	0	0	0
1:00 AM	5	0	5	0	0	0	0	0	0	0	0	0	0	0
2:00 AM	2	0	2	0	0	0	0	0	0	0	0	0	0	0
3:00 AM	2	0	1	1	0	0	0	0	0	0	0	0	0	0
4:00 AM	11	0	10	0	0	1	0	0	0	0	0	0	0	0
5:00 AM	29	0	21	6	0	2	0	0	0	0	0	0	0	0
6:00 AM	57	0	45	9	1	2	0	0	0	0	0	0	0	0
7:00 AM	77	1	54	17	1	4	0	0	0	0	0	0	0	0
8:00 AM	68	0	44	21	0	3	0	0	0	0	0	0	0	0
9:00 AM	48	0	39	6	0	3	0	0	0	0	0	0	0	0
10:00 AM	49	1	34	9	0	4	0	0	1	0	0	0	0	0
11:00 AM	44	1	32	6	0	5	0	0	0	0	0	0	0	0
12:00 PM	41	0	28	11	0	2	0	0	0	0	0	0	0	0
1:00 PM	77	1	60	11	0	5	0	0	0	0	0	0	0	0
2:00 PM	78	0	60	10	5	3	0	0	0	0	0	0	0	0
3:00 PM	79	0	56	18	2	3	0	0	0	0	0	0	0	0
4:00 PM	70	1	54	14	0	1	0	0	0	0	0	0	0	0
5:00 PM	61	0	49	10	0	2	0	0	0	0	0	0	0	0
6:00 PM	52	1	39	8	0	4	0	0	0	0	0	0	0	0
7:00 PM	60	0	43	15	0	2	0	0	0	0	0	0	0	0
8:00 PM	26	0	20	4	0	2	0	0	0	0	0	0	0	0
9:00 PM	12	0	10	2	0	0	0	0	0	0	0	0	0	0
10:00 PM	9	0	9	0	0	0	0	0	0	0	0	0	0	0
11:00 PM	4	0	3	1	0	0	0	0	0	0	0	0	0	0
Total	966	6	723	179	9	48	0	0	1	0	0	0	0	0
%		0.6	74.8	18.5	0.9	5.0	0.0	0.0	0.1	0.0	0.0	0.0	0.0	0.0

Town : Northborough
 Road : Ridge Road
 Location : 43 Ridge Road (North of Collins Street)

Site: 2021004
 5/20/2021
 Thursday

Daily Classification

SB

Interval Start	Total	Motor Bikes	Cars & Trailers	2 Axle Long	Buses	2 Axle 6 Tire	3 Axle Single	4 Axle Single	<5 Axle Double	5 Axle Double	>6 Axle Double	<6 Axle Multi	6 Axle Multi	>6 Axle Multi
12:00 AM	6	0	5	1	0	0	0	0	0	0	0	0	0	0
1:00 AM	3	0	3	0	0	0	0	0	0	0	0	0	0	0
2:00 AM	2	0	2	0	0	0	0	0	0	0	0	0	0	0
3:00 AM	3	0	2	1	0	0	0	0	0	0	0	0	0	0
4:00 AM	13	0	12	1	0	0	0	0	0	0	0	0	0	0
5:00 AM	25	0	17	5	0	3	0	0	0	0	0	0	0	0
6:00 AM	54	0	41	9	1	3	0	0	0	0	0	0	0	0
7:00 AM	70	1	43	18	1	7	0	0	0	0	0	0	0	0
8:00 AM	68	0	49	16	0	2	0	0	1	0	0	0	0	0
9:00 AM	37	0	28	6	0	2	0	0	1	0	0	0	0	0
10:00 AM	49	0	38	8	0	2	0	0	1	0	0	0	0	0
11:00 AM	43	0	30	10	0	2	1	0	0	0	0	0	0	0
12:00 PM	47	0	30	12	0	4	0	0	1	0	0	0	0	0
1:00 PM	70	1	55	11	0	2	0	0	1	0	0	0	0	0
2:00 PM	94	0	66	17	6	5	0	0	0	0	0	0	0	0
3:00 PM	72	0	52	14	2	4	0	0	0	0	0	0	0	0
4:00 PM	62	0	46	12	0	3	0	0	1	0	0	0	0	0
5:00 PM	76	0	56	17	0	3	0	0	0	0	0	0	0	0
6:00 PM	62	0	52	7	0	3	0	0	0	0	0	0	0	0
7:00 PM	58	0	41	14	0	3	0	0	0	0	0	0	0	0
8:00 PM	22	0	18	2	0	2	0	0	0	0	0	0	0	0
9:00 PM	13	0	12	1	0	0	0	0	0	0	0	0	0	0
10:00 PM	4	0	4	0	0	0	0	0	0	0	0	0	0	0
11:00 PM	5	0	5	0	0	0	0	0	0	0	0	0	0	0
Total	958	2	707	182	10	50	1	0	6	0	0	0	0	0
%		0.2	73.8	19.0	1.0	5.2	0.1	0.0	0.6	0.0	0.0	0.0	0.0	0.0

Town : Northborough
 Road : Ridge Road
 Location : 43 Ridge Road (North of Collins Street)

Site: 2021004
 5/21/2021
 Friday

Daily Classification

SB

Interval Start	Total	Motor Bikes	Cars & Trailers	2 Axle Long	Buses	2 Axle 6 Tire	3 Axle Single	4 Axle Single	<5 Axle Double	5 Axle Double	>6 Axle Double	<6 Axle Multi	6 Axle Multi	>6 Axle Multi
12:00 AM	8	0	7	1	0	0	0	0	0	0	0	0	0	0
1:00 AM	4	0	4	0	0	0	0	0	0	0	0	0	0	0
2:00 AM	2	0	2	0	0	0	0	0	0	0	0	0	0	0
3:00 AM	2	0	1	1	0	0	0	0	0	0	0	0	0	0
4:00 AM	12	0	10	1	0	1	0	0	0	0	0	0	0	0
5:00 AM	25	0	17	4	0	4	0	0	0	0	0	0	0	0
6:00 AM	56	0	43	8	1	4	0	0	0	0	0	0	0	0
7:00 AM	69	0	48	16	1	3	1	0	0	0	0	0	0	0
8:00 AM	54	0	34	19	0	1	0	0	0	0	0	0	0	0
9:00 AM	43	0	30	11	0	1	1	0	0	0	0	0	0	0
10:00 AM	37	0	30	7	0	0	0	0	0	0	0	0	0	0
11:00 AM	34	0	25	6	0	3	0	0	0	0	0	0	0	0
12:00 PM	60	0	48	10	0	1	0	0	1	0	0	0	0	0
1:00 PM	60	0	47	11	0	2	0	0	0	0	0	0	0	0
2:00 PM	110	0	87	14	6	3	0	0	0	0	0	0	0	0
3:00 PM	81	0	59	17	2	3	0	0	0	0	0	0	0	0
4:00 PM	64	0	50	11	0	3	0	0	0	0	0	0	0	0
5:00 PM	48	1	34	9	0	4	0	0	0	0	0	0	0	0
6:00 PM	70	0	51	16	0	3	0	0	0	0	0	0	0	0
7:00 PM	53	0	44	6	0	3	0	0	0	0	0	0	0	0
8:00 PM	23	0	16	6	0	1	0	0	0	0	0	0	0	0
9:00 PM	14	0	13	0	0	1	0	0	0	0	0	0	0	0
10:00 PM	8	0	8	0	0	0	0	0	0	0	0	0	0	0
11:00 PM	13	0	9	3	0	1	0	0	0	0	0	0	0	0
Total	950	1	717	177	10	42	2	0	1	0	0	0	0	0
%		0.1	75.5	18.6	1.1	4.4	0.2	0.0	0.1	0.0	0.0	0.0	0.0	0.0

Town : Northborough
 Road : Ridge Road
 Location : 43 Ridge Road (North of Collins Street)

Site: 2021004
 5/22/2021
 Saturday

Daily Classification

SB

Interval Start	Total	Motor Bikes	Cars & Trailers	2 Axle Long	Buses	2 Axle 6 Tire	3 Axle Single	4 Axle Single	<5 Axle Double	5 Axle Double	>6 Axle Double	<6 Axle Multi	6 Axle Multi	>6 Axle Multi
12:00 AM	9	0	6	3	0	0	0	0	0	0	0	0	0	0
1:00 AM	4	0	4	0	0	0	0	0	0	0	0	0	0	0
2:00 AM	0	0	0	0	0	0	0	0	0	0	0	0	0	0
3:00 AM	1	0	1	0	0	0	0	0	0	0	0	0	0	0
4:00 AM	2	0	1	1	0	0	0	0	0	0	0	0	0	0
5:00 AM	7	0	6	0	0	1	0	0	0	0	0	0	0	0
6:00 AM	10	0	9	1	0	0	0	0	0	0	0	0	0	0
7:00 AM	18	0	16	0	0	2	0	0	0	0	0	0	0	0
8:00 AM	28	0	21	7	0	0	0	0	0	0	0	0	0	0
9:00 AM	23	0	13	6	1	3	0	0	0	0	0	0	0	0
10:00 AM	42	1	31	6	0	3	0	0	0	1	0	0	0	0
11:00 AM	44	0	32	7	0	5	0	0	0	0	0	0	0	0
12:00 PM	46	1	33	11	0	1	0	0	0	0	0	0	0	0
1:00 PM	34	0	23	8	0	2	0	0	1	0	0	0	0	0
2:00 PM	31	0	24	5	0	2	0	0	0	0	0	0	0	0
3:00 PM	28	0	19	6	0	3	0	0	0	0	0	0	0	0
4:00 PM	40	1	29	9	0	1	0	0	0	0	0	0	0	0
5:00 PM	20	0	17	3	0	0	0	0	0	0	0	0	0	0
6:00 PM	18	3	9	3	0	3	0	0	0	0	0	0	0	0
7:00 PM	19	0	13	6	0	0	0	0	0	0	0	0	0	0
8:00 PM	14	0	10	2	0	1	0	0	1	0	0	0	0	0
9:00 PM	10	0	7	3	0	0	0	0	0	0	0	0	0	0
10:00 PM	5	0	5	0	0	0	0	0	0	0	0	0	0	0
11:00 PM	6	0	5	1	0	0	0	0	0	0	0	0	0	0
Total	459	6	334	88	1	27	0	0	2	1	0	0	0	0
%		1.3	72.8	19.2	0.2	5.9	0.0	0.0	0.4	0.2	0.0	0.0	0.0	0.0

Town : Northborough
 Road : Ridge Road
 Location : 43 Ridge Road (North of Collins Street)

Site: 2021004
 5/23/2021
 Sunday

Daily Classification

SB

Interval Start	Total	Motor Bikes	Cars & Trailers	2 Axle Long	Buses	2 Axle 6 Tire	3 Axle Single	4 Axle Single	<5 Axle Double	5 Axle Double	>6 Axle Double	<6 Axle Multi	6 Axle Multi	>6 Axle Multi
12:00 AM	3	0	2	1	0	0	0	0	0	0	0	0	0	0
1:00 AM	1	0	1	0	0	0	0	0	0	0	0	0	0	0
2:00 AM	0	0	0	0	0	0	0	0	0	0	0	0	0	0
3:00 AM	0	0	0	0	0	0	0	0	0	0	0	0	0	0
4:00 AM	0	0	0	0	0	0	0	0	0	0	0	0	0	0
5:00 AM	5	0	4	0	0	1	0	0	0	0	0	0	0	0
6:00 AM	8	0	6	1	0	1	0	0	0	0	0	0	0	0
7:00 AM	9	0	8	1	0	0	0	0	0	0	0	0	0	0
8:00 AM	13	0	13	0	0	0	0	0	0	0	0	0	0	0
9:00 AM	14	1	11	2	0	0	0	0	0	0	0	0	0	0
10:00 AM	28	1	19	4	0	4	0	0	0	0	0	0	0	0
11:00 AM	38	1	32	3	0	2	0	0	0	0	0	0	0	0
12:00 PM	28	0	22	3	0	3	0	0	0	0	0	0	0	0
1:00 PM	50	0	38	10	0	2	0	0	0	0	0	0	0	0
2:00 PM	41	0	32	7	0	2	0	0	0	0	0	0	0	0
3:00 PM	42	1	32	9	0	0	0	0	0	0	0	0	0	0
4:00 PM	23	0	15	5	0	3	0	0	0	0	0	0	0	0
5:00 PM	24	0	22	2	0	0	0	0	0	0	0	0	0	0
6:00 PM	11	0	9	1	0	1	0	0	0	0	0	0	0	0
7:00 PM	18	0	13	2	0	3	0	0	0	0	0	0	0	0
8:00 PM	16	0	13	2	0	1	0	0	0	0	0	0	0	0
9:00 PM	12	0	10	1	0	1	0	0	0	0	0	0	0	0
10:00 PM	2	0	1	0	0	1	0	0	0	0	0	0	0	0
11:00 PM	0	0	0	0	0	0	0	0	0	0	0	0	0	0
Total	386	4	303	54	0	25	0	0	0	0	0	0	0	0
%		1.0	78.5	14.0	0.0	6.5	0.0	0.0	0.0	0.0	0.0	0.0	0.0	0.0

Town : Northborough
 Road : Ridge Road
 Location : 43 Ridge Road (North of Collins Street)

Site: 2021004
 5/24/2021
 Monday

Daily Classification

SB

Interval Start	Total	Motor Bikes	Cars & Trailers	2 Axle Long	Buses	2 Axle 6 Tire	3 Axle Single	4 Axle Single	<5 Axle Double	5 Axle Double	>6 Axle Double	<6 Axle Multi	6 Axle Multi	>6 Axle Multi
12:00 AM	1	0	1	0	0	0	0	0	0	0	0	0	0	0
1:00 AM	2	0	2	0	0	0	0	0	0	0	0	0	0	0
2:00 AM	2	0	2	0	0	0	0	0	0	0	0	0	0	0
3:00 AM	4	0	3	1	0	0	0	0	0	0	0	0	0	0
4:00 AM	5	0	4	1	0	0	0	0	0	0	0	0	0	0
5:00 AM	28	0	22	3	0	3	0	0	0	0	0	0	0	0
6:00 AM	57	0	41	8	1	7	0	0	0	0	0	0	0	0
7:00 AM	72	0	52	14	1	5	0	0	0	0	0	0	0	0
8:00 AM	63	0	45	18	0	0	0	0	0	0	0	0	0	0
9:00 AM	43	0	31	11	0	1	0	0	0	0	0	0	0	0
10:00 AM	71	0	57	9	4	1	0	0	0	0	0	0	0	0
11:00 AM	60	0	45	11	2	2	0	0	0	0	0	0	0	0
12:00 PM	83	0	60	17	2	4	0	0	0	0	0	0	0	0
1:00 PM	68	1	54	11	0	2	0	0	0	0	0	0	0	0
2:00 PM	69	0	55	9	2	3	0	0	0	0	0	0	0	0
3:00 PM	68	0	51	12	0	5	0	0	0	0	0	0	0	0
4:00 PM	61	1	52	5	0	3	0	0	0	0	0	0	0	0
5:00 PM	66	0	50	10	0	6	0	0	0	0	0	0	0	0
6:00 PM	71	0	58	8	0	5	0	0	0	0	0	0	0	0
7:00 PM	35	0	31	3	0	1	0	0	0	0	0	0	0	0
8:00 PM	25	0	21	3	0	1	0	0	0	0	0	0	0	0
9:00 PM	10	0	10	0	0	0	0	0	0	0	0	0	0	0
10:00 PM	3	0	3	0	0	0	0	0	0	0	0	0	0	0
11:00 PM	10	0	9	1	0	0	0	0	0	0	0	0	0	0
Total	977	2	759	155	12	49	0	0	0	0	0	0	0	0
%		0.2	77.7	15.9	1.2	5.0	0.0	0.0	0.0	0.0	0.0	0.0	0.0	0.0

Town : Northborough
 Road : Ridge Road
 Location : 43 Ridge Road (North of Collins Street)

Site: 2021004
 5/25/2021
 Tuesday

Daily Classification

SB

Interval Start	Total	Motor Bikes	Cars & Trailers	2 Axle Long	Buses	2 Axle 6 Tire	3 Axle Single	4 Axle Single	<5 Axle Double	5 Axle Double	>6 Axle Double	<6 Axle Multi	6 Axle Multi	>6 Axle Multi
12:00 AM	4	0	3	1	0	0	0	0	0	0	0	0	0	0
1:00 AM	4	0	4	0	0	0	0	0	0	0	0	0	0	0
2:00 AM	1	0	1	0	0	0	0	0	0	0	0	0	0	0
3:00 AM	2	0	2	0	0	0	0	0	0	0	0	0	0	0
4:00 AM	11	0	8	3	0	0	0	0	0	0	0	0	0	0
5:00 AM	22	0	16	4	0	2	0	0	0	0	0	0	0	0
6:00 AM	61	1	41	10	1	8	0	0	0	0	0	0	0	0
7:00 AM	73	0	47	18	1	7	0	0	0	0	0	0	0	0
8:00 AM	82	1	53	26	0	2	0	0	0	0	0	0	0	0
9:00 AM	48	0	33	10	0	5	0	0	0	0	0	0	0	0
10:00 AM	35	0	24	8	0	3	0	0	0	0	0	0	0	0
11:00 AM	40	0	32	6	0	2	0	0	0	0	0	0	0	0
12:00 PM	39	0	31	5	0	3	0	0	0	0	0	0	0	0
1:00 PM	70	0	52	14	0	4	0	0	0	0	0	0	0	0
2:00 PM	115	0	80	21	6	8	0	0	0	0	0	0	0	0
3:00 PM	89	0	60	22	2	5	0	0	0	0	0	0	0	0
4:00 PM	67	0	48	19	0	0	0	0	0	0	0	0	0	0
5:00 PM	61	0	41	15	0	5	0	0	0	0	0	0	0	0
6:00 PM	93	0	75	12	0	6	0	0	0	0	0	0	0	0
7:00 PM	52	0	47	3	0	2	0	0	0	0	0	0	0	0
8:00 PM	21	0	20	0	0	1	0	0	0	0	0	0	0	0
9:00 PM	13	0	11	1	0	1	0	0	0	0	0	0	0	0
10:00 PM	7	0	6	0	0	1	0	0	0	0	0	0	0	0
11:00 PM	11	0	10	1	0	0	0	0	0	0	0	0	0	0
Total	1021	2	745	199	10	65	0	0	0	0	0	0	0	0
%		0.2	73.0	19.5	1.0	6.4	0.0	0.0	0.0	0.0	0.0	0.0	0.0	0.0

Town : Northborough
 Road : Ridge Road
 Location : 43 Ridge Road (North of Collins Street)

Site: 2021004
 5/26/2021
 Wednesday

Daily Classification

SB

Interval Start	Total	Motor Bikes	Cars & Trailers	2 Axle Long	Buses	2 Axle 6 Tire	3 Axle Single	4 Axle Single	<5 Axle Double	5 Axle Double	>6 Axle Double	<6 Axle Multi	6 Axle Multi	>6 Axle Multi
12:00 AM	10	0	8	2	0	0	0	0	0	0	0	0	0	0
1:00 AM	2	0	2	0	0	0	0	0	0	0	0	0	0	0
2:00 AM	1	0	1	0	0	0	0	0	0	0	0	0	0	0
3:00 AM	4	0	3	1	0	0	0	0	0	0	0	0	0	0
4:00 AM	10	0	7	2	0	1	0	0	0	0	0	0	0	0
5:00 AM	25	0	17	4	0	4	0	0	0	0	0	0	0	0
6:00 AM	53	0	44	6	1	2	0	0	0	0	0	0	0	0
7:00 AM	84	0	59	22	1	2	0	0	0	0	0	0	0	0
8:00 AM	71	0	53	16	0	1	0	0	1	0	0	0	0	0
9:00 AM	40	0	28	9	0	3	0	0	0	0	0	0	0	0
10:00 AM	43	1	32	6	0	3	0	0	1	0	0	0	0	0
11:00 AM	42	0	33	7	0	2	0	0	0	0	0	0	0	0
12:00 PM	43	0	27	12	0	4	0	0	0	0	0	0	0	0
1:00 PM	46	0	35	7	0	3	0	0	1	0	0	0	0	0
2:00 PM	129	0	99	15	6	9	0	0	0	0	0	0	0	0
3:00 PM	70	0	52	13	2	3	0	0	0	0	0	0	0	0
4:00 PM	73	2	56	11	0	3	0	0	1	0	0	0	0	0
5:00 PM	50	0	38	7	0	5	0	0	0	0	0	0	0	0
6:00 PM	68	0	56	10	0	2	0	0	0	0	0	0	0	0
7:00 PM	54	0	38	12	0	4	0	0	0	0	0	0	0	0
8:00 PM	21	0	18	1	0	2	0	0	0	0	0	0	0	0
9:00 PM	11	0	10	1	0	0	0	0	0	0	0	0	0	0
10:00 PM	7	0	6	1	0	0	0	0	0	0	0	0	0	0
11:00 PM	5	0	4	1	0	0	0	0	0	0	0	0	0	0
Total	962	3	726	166	10	53	0	0	4	0	0	0	0	0
%		0.3	75.5	17.3	1.0	5.5	0.0	0.0	0.4	0.0	0.0	0.0	0.0	0.0

Town : Northborough
 Road : Ridge Road
 Location : 43 Ridge Road (North of Collins Street)

Site: 2021004
 5/27/2021
 Thursday

Daily Classification

SB

Interval Start	Total	Motor Bikes	Cars & Trailers	2 Axle Long	Buses	2 Axle 6 Tire	3 Axle Single	4 Axle Single	<5 Axle Double	5 Axle Double	>6 Axle Double	<6 Axle Multi	6 Axle Multi	>6 Axle Multi
12:00 AM	4	0	2	1	0	0	0	0	0	1	0	0	0	0
1:00 AM	1	0	1	0	0	0	0	0	0	0	0	0	0	0
2:00 AM	1	0	1	0	0	0	0	0	0	0	0	0	0	0
3:00 AM	4	0	2	2	0	0	0	0	0	0	0	0	0	0
4:00 AM	8	0	7	0	0	1	0	0	0	0	0	0	0	0
5:00 AM	24	0	17	3	0	4	0	0	0	0	0	0	0	0
6:00 AM	62	0	44	10	1	7	0	0	0	0	0	0	0	0
7:00 AM	83	2	56	18	1	5	0	0	1	0	0	0	0	0
8:00 AM	58	0	37	17	0	3	0	0	1	0	0	0	0	0
9:00 AM	36	0	26	7	0	3	0	0	0	0	0	0	0	0
10:00 AM	51	0	31	12	1	7	0	0	0	0	0	0	0	0
11:00 AM	37	0	27	9	0	1	0	0	0	0	0	0	0	0
12:00 PM	36	1	24	9	0	2	0	0	0	0	0	0	0	0
1:00 PM	66	0	50	11	0	5	0	0	0	0	0	0	0	0
2:00 PM	132	1	99	17	6	8	0	0	1	0	0	0	0	0
3:00 PM	85	0	59	19	2	5	0	0	0	0	0	0	0	0
4:00 PM	73	1	60	9	0	3	0	0	0	0	0	0	0	0
5:00 PM	77	0	55	19	1	2	0	0	0	0	0	0	0	0
6:00 PM	56	0	50	3	0	3	0	0	0	0	0	0	0	0
7:00 PM	59	0	45	10	0	4	0	0	0	0	0	0	0	0
8:00 PM	26	0	21	4	0	1	0	0	0	0	0	0	0	0
9:00 PM	17	0	14	3	0	0	0	0	0	0	0	0	0	0
10:00 PM	21	0	17	3	0	1	0	0	0	0	0	0	0	0
11:00 PM	6	0	6	0	0	0	0	0	0	0	0	0	0	0
Total	1023	5	751	186	12	65	0	0	3	1	0	0	0	0
%		0.5	73.4	18.2	1.2	6.4	0.0	0.0	0.3	0.1	0.0	0.0	0.0	0.0

Town : Northborough
 Road : Ridge Road
 Location : 43 Ridge Road (North of Collins Street)

Site: 2021004
 5/28/2021
 Friday

Daily Classification

SB

Interval Start	Total	Motor Bikes	Cars & Trailers	2 Axle Long	Buses	2 Axle 6 Tire	3 Axle Single	4 Axle Single	<5 Axle Double	5 Axle Double	>6 Axle Double	<6 Axle Multi	6 Axle Multi	>6 Axle Multi
12:00 AM	8	0	7	1	0	0	0	0	0	0	0	0	0	0
1:00 AM	2	0	2	0	0	0	0	0	0	0	0	0	0	0
2:00 AM	2	0	2	0	0	0	0	0	0	0	0	0	0	0
3:00 AM	3	0	2	1	0	0	0	0	0	0	0	0	0	0
4:00 AM	10	0	9	0	0	1	0	0	0	0	0	0	0	0
5:00 AM	18	0	12	5	0	1	0	0	0	0	0	0	0	0
6:00 AM	51	0	34	10	1	5	0	0	0	1	0	0	0	0
7:00 AM	71	0	50	17	1	3	0	0	0	0	0	0	0	0
8:00 AM	59	0	46	13	0	0	0	0	0	0	0	0	0	0
9:00 AM	45	0	32	10	2	0	1	0	0	0	0	0	0	0
10:00 AM	29	0	22	3	0	4	0	0	0	0	0	0	0	0
11:00 AM	38	0	30	6	0	1	0	0	1	0	0	0	0	0
12:00 PM	38	0	29	6	0	2	0	0	1	0	0	0	0	0
1:00 PM	53	0	40	9	0	4	0	0	0	0	0	0	0	0
2:00 PM	114	0	91	12	7	4	0	0	0	0	0	0	0	0
3:00 PM	106	0	84	14	3	5	0	0	0	0	0	0	0	0
4:00 PM	47	0	33	11	0	3	0	0	0	0	0	0	0	0
5:00 PM	54	0	40	10	0	4	0	0	0	0	0	0	0	0
6:00 PM	59	0	47	10	0	2	0	0	0	0	0	0	0	0
7:00 PM	39	0	33	5	0	1	0	0	0	0	0	0	0	0
8:00 PM	23	0	17	4	0	2	0	0	0	0	0	0	0	0
9:00 PM	9	0	7	1	0	1	0	0	0	0	0	0	0	0
10:00 PM	6	0	6	0	0	0	0	0	0	0	0	0	0	0
11:00 PM	10	0	9	1	0	0	0	0	0	0	0	0	0	0
Total	894	0	684	149	14	43	1	0	2	1	0	0	0	0
%		0.0	76.5	16.7	1.6	4.8	0.1	0.0	0.2	0.1	0.0	0.0	0.0	0.0

Town : Northborough
 Road : Ridge Road
 Location : 43 Ridge Road (North of Collins Street)

Site: 2021004
 5/29/2021
 Saturday

Daily Classification

SB

Interval Start	Total	Motor Bikes	Cars & Trailers	2 Axle Long	Buses	2 Axle 6 Tire	3 Axle Single	4 Axle Single	<5 Axle Double	5 Axle Double	>6 Axle Double	<6 Axle Multi	6 Axle Multi	>6 Axle Multi
12:00 AM	5	0	4	1	0	0	0	0	0	0	0	0	0	0
1:00 AM	2	0	2	0	0	0	0	0	0	0	0	0	0	0
2:00 AM	0	0	0	0	0	0	0	0	0	0	0	0	0	0
3:00 AM	1	0	1	0	0	0	0	0	0	0	0	0	0	0
4:00 AM	1	0	1	0	0	0	0	0	0	0	0	0	0	0
5:00 AM	8	0	6	1	0	1	0	0	0	0	0	0	0	0
6:00 AM	13	0	11	2	0	0	0	0	0	0	0	0	0	0
7:00 AM	9	0	8	1	0	0	0	0	0	0	0	0	0	0
8:00 AM	19	0	14	2	0	3	0	0	0	0	0	0	0	0
9:00 AM	22	0	14	7	0	1	0	0	0	0	0	0	0	0
10:00 AM	25	0	18	3	0	4	0	0	0	0	0	0	0	0
11:00 AM	26	0	21	4	0	1	0	0	0	0	0	0	0	0
12:00 PM	23	0	15	6	0	2	0	0	0	0	0	0	0	0
1:00 PM	52	0	45	5	0	2	0	0	0	0	0	0	0	0
2:00 PM	19	0	17	1	0	1	0	0	0	0	0	0	0	0
3:00 PM	26	0	19	5	0	2	0	0	0	0	0	0	0	0
4:00 PM	17	0	12	4	0	1	0	0	0	0	0	0	0	0
5:00 PM	22	0	17	4	0	1	0	0	0	0	0	0	0	0
6:00 PM	23	0	16	5	0	2	0	0	0	0	0	0	0	0
7:00 PM	8	0	4	3	0	1	0	0	0	0	0	0	0	0
8:00 PM	9	0	6	1	0	2	0	0	0	0	0	0	0	0
9:00 PM	8	0	6	0	0	2	0	0	0	0	0	0	0	0
10:00 PM	8	0	5	3	0	0	0	0	0	0	0	0	0	0
11:00 PM	7	0	6	1	0	0	0	0	0	0	0	0	0	0
Total	353	0	268	59	0	26	0	0	0	0	0	0	0	0
%		0.0	75.9	16.7	0.0	7.4	0.0	0.0	0.0	0.0	0.0	0.0	0.0	0.0

Town : Northborough
 Road : Ridge Road
 Location : 43 Ridge Road (North of Collins Street)

Site: 2021004
 5/30/2021
 Sunday

Daily Classification

SB

Interval Start	Total	Motor Bikes	Cars & Trailers	2 Axle Long	Buses	2 Axle 6 Tire	3 Axle Single	4 Axle Single	<5 Axle Double	5 Axle Double	>6 Axle Double	<6 Axle Multi	6 Axle Multi	>6 Axle Multi
12:00 AM	2	0	1	1	0	0	0	0	0	0	0	0	0	0
1:00 AM	1	0	0	1	0	0	0	0	0	0	0	0	0	0
2:00 AM	0	0	0	0	0	0	0	0	0	0	0	0	0	0
3:00 AM	0	0	0	0	0	0	0	0	0	0	0	0	0	0
4:00 AM	0	0	0	0	0	0	0	0	0	0	0	0	0	0
5:00 AM	3	0	3	0	0	0	0	0	0	0	0	0	0	0
6:00 AM	10	0	9	1	0	0	0	0	0	0	0	0	0	0
7:00 AM	8	0	6	1	0	1	0	0	0	0	0	0	0	0
8:00 AM	14	0	10	4	0	0	0	0	0	0	0	0	0	0
9:00 AM	15	0	11	2	0	2	0	0	0	0	0	0	0	0
10:00 AM	17	0	12	1	0	4	0	0	0	0	0	0	0	0
11:00 AM	16	0	14	1	0	1	0	0	0	0	0	0	0	0
12:00 PM	30	0	24	6	0	0	0	0	0	0	0	0	0	0
1:00 PM	38	0	34	4	0	0	0	0	0	0	0	0	0	0
2:00 PM	17	0	14	2	0	1	0	0	0	0	0	0	0	0
3:00 PM	16	0	14	2	0	0	0	0	0	0	0	0	0	0
4:00 PM	10	0	8	2	0	0	0	0	0	0	0	0	0	0
5:00 PM	19	0	16	2	0	1	0	0	0	0	0	0	0	0
6:00 PM	17	0	14	2	0	1	0	0	0	0	0	0	0	0
7:00 PM	7	0	5	1	0	1	0	0	0	0	0	0	0	0
8:00 PM	9	0	9	0	0	0	0	0	0	0	0	0	0	0
9:00 PM	3	0	3	0	0	0	0	0	0	0	0	0	0	0
10:00 PM	4	0	4	0	0	0	0	0	0	0	0	0	0	0
11:00 PM	2	0	2	0	0	0	0	0	0	0	0	0	0	0
Total	258	0	213	33	0	12	0	0	0	0	0	0	0	0
%		0.0	82.6	12.8	0.0	4.7	0.0	0.0	0.0	0.0	0.0	0.0	0.0	0.0

Town : Northborough
 Road : Ridge Road
 Location : 43 Ridge Road (North of Collins Street)

Site: 2021004
 5/31/2021
 Monday

Daily Classification

SB

Interval Start	Total	Motor Bikes	Cars & Trailers	2 Axle Long	Buses	2 Axle 6 Tire	3 Axle Single	4 Axle Single	<5 Axle Double	5 Axle Double	>6 Axle Double	<6 Axle Multi	6 Axle Multi	>6 Axle Multi
12:00 AM	1	0	1	0	0	0	0	0	0	0	0	0	0	0
1:00 AM	1	0	1	0	0	0	0	0	0	0	0	0	0	0
2:00 AM	0	0	0	0	0	0	0	0	0	0	0	0	0	0
3:00 AM	1	0	1	0	0	0	0	0	0	0	0	0	0	0
4:00 AM	0	0	0	0	0	0	0	0	0	0	0	0	0	0
5:00 AM	8	0	7	1	0	0	0	0	0	0	0	0	0	0
6:00 AM	8	0	7	1	0	0	0	0	0	0	0	0	0	0
7:00 AM	8	0	6	1	0	1	0	0	0	0	0	0	0	0
8:00 AM	12	0	8	4	0	0	0	0	0	0	0	0	0	0
9:00 AM	15	0	12	2	0	1	0	0	0	0	0	0	0	0
10:00 AM	18	0	14	3	0	1	0	0	0	0	0	0	0	0
11:00 AM	22	0	19	1	0	2	0	0	0	0	0	0	0	0
12:00 PM	36	0	31	4	0	1	0	0	0	0	0	0	0	0
1:00 PM	43	0	35	7	0	1	0	0	0	0	0	0	0	0
2:00 PM	32	0	20	6	0	6	0	0	0	0	0	0	0	0
3:00 PM	22	0	19	2	0	1	0	0	0	0	0	0	0	0
4:00 PM	25	1	15	5	1	3	0	0	0	0	0	0	0	0
5:00 PM	31	0	24	6	0	1	0	0	0	0	0	0	0	0
6:00 PM	32	0	30	1	0	1	0	0	0	0	0	0	0	0
7:00 PM	25	0	20	3	0	2	0	0	0	0	0	0	0	0
8:00 PM	18	0	14	4	0	0	0	0	0	0	0	0	0	0
9:00 PM	15	0	15	0	0	0	0	0	0	0	0	0	0	0
10:00 PM	6	0	5	0	0	0	0	0	1	0	0	0	0	0
11:00 PM	9	0	7	1	0	1	0	0	0	0	0	0	0	0
Total	388	1	311	52	1	22	0	0	1	0	0	0	0	0
%		0.3	80.2	13.4	0.3	5.7	0.0	0.0	0.3	0.0	0.0	0.0	0.0	0.0

Town : Northborough
 Road : Ridge Road
 Location : 43 Ridge Road (North of Collins Street)

Site: 2021004
 6/1/2021
 Tuesday

Daily Classification

SB

Interval Start	Total	Motor Bikes	Cars & Trailers	2 Axle Long	Buses	2 Axle 6 Tire	3 Axle Single	4 Axle Single	<5 Axle Double	5 Axle Double	>6 Axle Double	<6 Axle Multi	6 Axle Multi	>6 Axle Multi
12:00 AM	3	0	2	1	0	0	0	0	0	0	0	0	0	0
1:00 AM	2	0	2	0	0	0	0	0	0	0	0	0	0	0
2:00 AM	3	0	1	1	0	1	0	0	0	0	0	0	0	0
3:00 AM	1	0	1	0	0	0	0	0	0	0	0	0	0	0
4:00 AM	9	0	5	3	0	1	0	0	0	0	0	0	0	0
5:00 AM	28	0	22	4	0	2	0	0	0	0	0	0	0	0
6:00 AM	68	0	49	11	2	6	0	0	0	0	0	0	0	0
7:00 AM	89	0	65	21	0	3	0	0	0	0	0	0	0	0
8:00 AM	65	0	42	22	1	0	0	0	0	0	0	0	0	0
Total	268	0	189	63	3	13	0	0	0	0	0	0	0	0
%		0.0	70.5	23.5	1.1	4.9	0.0	0.0	0.0	0.0	0.0	0.0	0.0	0.0

Town : Northborough
 Road : Ridge Road
 Location : 43 Ridge Road (North of Collins Street)

Site: 2021004
 5/17/2021
 Monday

Daily Classification

NB

Interval Start	Total	Motor Bikes	Cars & Trailers	2 Axle Long	Buses	2 Axle 6 Tire	3 Axle Single	4 Axle Single	<5 Axle Double	5 Axle Double	>6 Axle Double	<6 Axle Multi	6 Axle Multi	>6 Axle Multi
12:00 AM	-	-	-	-	-	-	-	-	-	-	-	-	-	-
1:00 AM	-	-	-	-	-	-	-	-	-	-	-	-	-	-
2:00 AM	-	-	-	-	-	-	-	-	-	-	-	-	-	-
3:00 AM	-	-	-	-	-	-	-	-	-	-	-	-	-	-
4:00 AM	-	-	-	-	-	-	-	-	-	-	-	-	-	-
5:00 AM	-	-	-	-	-	-	-	-	-	-	-	-	-	-
6:00 AM	-	-	-	-	-	-	-	-	-	-	-	-	-	-
7:00 AM	-	-	-	-	-	-	-	-	-	-	-	-	-	-
8:00 AM	-	-	-	-	-	-	-	-	-	-	-	-	-	-
9:00 AM	-	-	-	-	-	-	-	-	-	-	-	-	-	-
10:00 AM	-	-	-	-	-	-	-	-	-	-	-	-	-	-
11:00 AM	-	-	-	-	-	-	-	-	-	-	-	-	-	-
12:00 PM	41	0	31	6	1	3	0	0	0	0	0	0	0	0
1:00 PM	41	0	29	6	2	4	0	0	0	0	0	0	0	0
2:00 PM	68	0	49	12	1	6	0	0	0	0	0	0	0	0
3:00 PM	65	1	52	9	0	3	0	0	0	0	0	0	0	0
4:00 PM	55	0	38	11	0	6	0	0	0	0	0	0	0	0
5:00 PM	55	0	44	7	0	4	0	0	0	0	0	0	0	0
6:00 PM	49	0	39	10	0	0	0	0	0	0	0	0	0	0
7:00 PM	42	0	36	4	0	2	0	0	0	0	0	0	0	0
8:00 PM	13	0	12	0	0	1	0	0	0	0	0	0	0	0
9:00 PM	11	0	7	4	0	0	0	0	0	0	0	0	0	0
10:00 PM	8	0	7	1	0	0	0	0	0	0	0	0	0	0
11:00 PM	9	0	7	1	0	1	0	0	0	0	0	0	0	0
Total	457	1	351	71	4	30	0	0	0	0	0	0	0	0
%		0.2	76.8	15.5	0.9	6.6	0.0	0.0	0.0	0.0	0.0	0.0	0.0	0.0

Town : Northborough
 Road : Ridge Road
 Location : 43 Ridge Road (North of Collins Street)

Site: 2021004
 5/18/2021
 Tuesday

Daily Classification

NB

Interval Start	Total	Motor Bikes	Cars & Trailers	2 Axle Long	Buses	2 Axle 6 Tire	3 Axle Single	4 Axle Single	<5 Axle Double	5 Axle Double	>6 Axle Double	<6 Axle Multi	6 Axle Multi	>6 Axle Multi
12:00 AM	11	0	10	1	0	0	0	0	0	0	0	0	0	0
1:00 AM	11	0	9	1	0	1	0	0	0	0	0	0	0	0
2:00 AM	3	0	2	0	0	1	0	0	0	0	0	0	0	0
3:00 AM	4	0	4	0	0	0	0	0	0	0	0	0	0	0
4:00 AM	6	0	4	1	0	1	0	0	0	0	0	0	0	0
5:00 AM	13	0	10	2	0	1	0	0	0	0	0	0	0	0
6:00 AM	37	0	28	6	1	2	0	0	0	0	0	0	0	0
7:00 AM	75	0	63	7	3	2	0	0	0	0	0	0	0	0
8:00 AM	39	0	24	13	2	0	0	0	0	0	0	0	0	0
9:00 AM	14	0	6	6	0	1	0	0	1	0	0	0	0	0
10:00 AM	19	1	14	4	0	0	0	0	0	0	0	0	0	0
11:00 AM	29	0	19	6	0	4	0	0	0	0	0	0	0	0
12:00 PM	30	0	27	3	0	0	0	0	0	0	0	0	0	0
1:00 PM	44	0	30	9	2	3	0	0	0	0	0	0	0	0
2:00 PM	51	0	38	9	1	3	0	0	0	0	0	0	0	0
3:00 PM	78	0	52	18	0	8	0	0	0	0	0	0	0	0
4:00 PM	69	0	58	9	1	1	0	0	0	0	0	0	0	0
5:00 PM	67	0	49	14	0	4	0	0	0	0	0	0	0	0
6:00 PM	55	1	47	6	0	1	0	0	0	0	0	0	0	0
7:00 PM	32	0	24	7	0	1	0	0	0	0	0	0	0	0
8:00 PM	18	0	14	2	0	2	0	0	0	0	0	0	0	0
9:00 PM	11	0	9	2	0	0	0	0	0	0	0	0	0	0
10:00 PM	11	0	10	1	0	0	0	0	0	0	0	0	0	0
11:00 PM	6	0	5	1	0	0	0	0	0	0	0	0	0	0
Total	733	2	556	128	10	36	0	0	1	0	0	0	0	0
%		0.3	75.9	17.5	1.4	4.9	0.0	0.0	0.1	0.0	0.0	0.0	0.0	0.0

Town : Northborough
 Road : Ridge Road
 Location : 43 Ridge Road (North of Collins Street)

Site: 2021004
 5/19/2021
 Wednesday

Daily Classification

NB

Interval Start	Total	Motor Bikes	Cars & Trailers	2 Axle Long	Buses	2 Axle 6 Tire	3 Axle Single	4 Axle Single	<5 Axle Double	5 Axle Double	>6 Axle Double	<6 Axle Multi	6 Axle Multi	>6 Axle Multi
12:00 AM	13	0	11	2	0	0	0	0	0	0	0	0	0	0
1:00 AM	12	0	10	2	0	0	0	0	0	0	0	0	0	0
2:00 AM	5	1	3	0	0	1	0	0	0	0	0	0	0	0
3:00 AM	3	0	3	0	0	0	0	0	0	0	0	0	0	0
4:00 AM	7	0	6	0	0	1	0	0	0	0	0	0	0	0
5:00 AM	8	0	7	1	0	0	0	0	0	0	0	0	0	0
6:00 AM	31	0	24	4	0	3	0	0	0	0	0	0	0	0
7:00 AM	83	0	66	13	2	2	0	0	0	0	0	0	0	0
8:00 AM	46	0	28	16	1	1	0	0	0	0	0	0	0	0
9:00 AM	22	0	15	6	0	1	0	0	0	0	0	0	0	0
10:00 AM	24	0	17	5	0	2	0	0	0	0	0	0	0	0
11:00 AM	28	0	21	3	0	4	0	0	0	0	0	0	0	0
12:00 PM	27	0	17	5	0	5	0	0	0	0	0	0	0	0
1:00 PM	46	0	36	8	0	2	0	0	0	0	0	0	0	0
2:00 PM	54	0	36	14	0	2	0	0	2	0	0	0	0	0
3:00 PM	76	1	62	10	0	3	0	0	0	0	0	0	0	0
4:00 PM	60	0	44	10	0	6	0	0	0	0	0	0	0	0
5:00 PM	78	0	58	15	0	4	0	0	1	0	0	0	0	0
6:00 PM	59	0	50	8	0	1	0	0	0	0	0	0	0	0
7:00 PM	48	0	42	6	0	0	0	0	0	0	0	0	0	0
8:00 PM	16	0	13	2	0	1	0	0	0	0	0	0	0	0
9:00 PM	9	0	8	1	0	0	0	0	0	0	0	0	0	0
10:00 PM	13	0	10	3	0	0	0	0	0	0	0	0	0	0
11:00 PM	5	0	4	1	0	0	0	0	0	0	0	0	0	0
Total	773	2	591	135	3	39	0	0	3	0	0	0	0	0
%		0.3	76.5	17.5	0.4	5.0	0.0	0.0	0.4	0.0	0.0	0.0	0.0	0.0

Town : Northborough
 Road : Ridge Road
 Location : 43 Ridge Road (North of Collins Street)

Site: 2021004
 5/20/2021
 Thursday

Daily Classification

NB															
Interval Start	Total	Motor Bikes	Cars & Trailers	2 Axle Long	Buses	2 Axle 6 Tire	3 Axle Single	4 Axle Single	<5 Axle Double	5 Axle Double	>6 Axle Double	<6 Axle Multi	6 Axle Multi	>6 Axle Multi	
12:00 AM	11	0	10	1	0	0	0	0	0	0	0	0	0	0	
1:00 AM	12	0	9	2	0	1	0	0	0	0	0	0	0	0	
2:00 AM	3	1	1	0	0	1	0	0	0	0	0	0	0	0	
3:00 AM	1	0	1	0	0	0	0	0	0	0	0	0	0	0	
4:00 AM	4	0	4	0	0	0	0	0	0	0	0	0	0	0	
5:00 AM	8	0	8	0	0	0	0	0	0	0	0	0	0	0	
6:00 AM	39	0	26	7	2	4	0	0	0	0	0	0	0	0	
7:00 AM	79	1	64	11	1	2	0	0	0	0	0	0	0	0	
8:00 AM	33	0	23	8	1	1	0	0	0	0	0	0	0	0	
9:00 AM	15	0	8	7	0	0	0	0	0	0	0	0	0	0	
10:00 AM	17	0	10	4	0	3	0	0	0	0	0	0	0	0	
11:00 AM	23	1	14	8	0	0	0	0	0	0	0	0	0	0	
12:00 PM	33	0	23	8	0	2	0	0	0	0	0	0	0	0	
1:00 PM	46	0	32	8	0	5	0	0	1	0	0	0	0	0	
2:00 PM	57	0	43	10	0	3	0	0	1	0	0	0	0	0	
3:00 PM	63	0	44	17	0	2	0	0	0	0	0	0	0	0	
4:00 PM	65	0	47	11	0	7	0	0	0	0	0	0	0	0	
5:00 PM	78	1	52	19	0	5	0	0	1	0	0	0	0	0	
6:00 PM	52	0	41	9	0	2	0	0	0	0	0	0	0	0	
7:00 PM	42	0	37	3	0	2	0	0	0	0	0	0	0	0	
8:00 PM	18	0	15	2	0	1	0	0	0	0	0	0	0	0	
9:00 PM	14	0	11	3	0	0	0	0	0	0	0	0	0	0	
10:00 PM	9	0	7	2	0	0	0	0	0	0	0	0	0	0	
11:00 PM	4	0	2	1	0	1	0	0	0	0	0	0	0	0	
Total	726	4	532	141	4	42	0	0	3	0	0	0	0	0	
%		0.6	73.3	19.4	0.6	5.8	0.0	0.0	0.4	0.0	0.0	0.0	0.0	0.0	

Town : Northborough
 Road : Ridge Road
 Location : 43 Ridge Road (North of Collins Street)

Site: 2021004
 5/21/2021
 Friday

Daily Classification

NB

Interval Start	Total	Motor Bikes	Cars & Trailers	2 Axle Long	Buses	2 Axle 6 Tire	3 Axle Single	4 Axle Single	<5 Axle Double	5 Axle Double	>6 Axle Double	<6 Axle Multi	6 Axle Multi	>6 Axle Multi
12:00 AM	11	0	11	0	0	0	0	0	0	0	0	0	0	0
1:00 AM	13	0	11	1	0	1	0	0	0	0	0	0	0	0
2:00 AM	4	0	3	0	0	1	0	0	0	0	0	0	0	0
3:00 AM	2	0	2	0	0	0	0	0	0	0	0	0	0	0
4:00 AM	4	0	3	0	0	1	0	0	0	0	0	0	0	0
5:00 AM	11	0	10	1	0	0	0	0	0	0	0	0	0	0
6:00 AM	39	0	30	4	0	5	0	0	0	0	0	0	0	0
7:00 AM	79	0	63	10	3	3	0	0	0	0	0	0	0	0
8:00 AM	37	0	25	10	1	1	0	0	0	0	0	0	0	0
9:00 AM	26	0	18	5	0	3	0	0	0	0	0	0	0	0
10:00 AM	26	0	21	4	0	1	0	0	0	0	0	0	0	0
11:00 AM	22	1	15	6	0	0	0	0	0	0	0	0	0	0
12:00 PM	33	0	25	6	0	2	0	0	0	0	0	0	0	0
1:00 PM	67	1	49	11	1	5	0	0	0	0	0	0	0	0
2:00 PM	59	0	41	15	0	3	0	0	0	0	0	0	0	0
3:00 PM	57	0	39	15	0	3	0	0	0	0	0	0	0	0
4:00 PM	53	0	43	5	0	5	0	0	0	0	0	0	0	0
5:00 PM	58	0	45	10	0	3	0	0	0	0	0	0	0	0
6:00 PM	47	0	36	11	0	0	0	0	0	0	0	0	0	0
7:00 PM	31	0	27	3	0	1	0	0	0	0	0	0	0	0
8:00 PM	23	0	17	2	0	4	0	0	0	0	0	0	0	0
9:00 PM	18	0	14	3	0	1	0	0	0	0	0	0	0	0
10:00 PM	10	0	8	1	0	1	0	0	0	0	0	0	0	0
11:00 PM	18	0	11	6	0	1	0	0	0	0	0	0	0	0
Total	748	2	567	129	5	45	0	0	0	0	0	0	0	0
%		0.3	75.8	17.2	0.7	6.0	0.0	0.0	0.0	0.0	0.0	0.0	0.0	0.0

Town : Northborough
 Road : Ridge Road
 Location : 43 Ridge Road (North of Collins Street)

Site: 2021004
 5/22/2021
 Saturday

Daily Classification

NB

Interval Start	Total	Motor Bikes	Cars & Trailers	2 Axle Long	Buses	2 Axle 6 Tire	3 Axle Single	4 Axle Single	<5 Axle Double	5 Axle Double	>6 Axle Double	<6 Axle Multi	6 Axle Multi	>6 Axle Multi
12:00 AM	7	0	7	0	0	0	0	0	0	0	0	0	0	0
1:00 AM	5	0	2	1	0	2	0	0	0	0	0	0	0	0
2:00 AM	2	1	1	0	0	0	0	0	0	0	0	0	0	0
3:00 AM	9	0	7	1	0	1	0	0	0	0	0	0	0	0
4:00 AM	4	0	3	1	0	0	0	0	0	0	0	0	0	0
5:00 AM	2	0	1	1	0	0	0	0	0	0	0	0	0	0
6:00 AM	5	0	4	1	0	0	0	0	0	0	0	0	0	0
7:00 AM	15	0	10	4	0	1	0	0	0	0	0	0	0	0
8:00 AM	34	0	26	5	0	3	0	0	0	0	0	0	0	0
9:00 AM	27	1	20	4	0	2	0	0	0	0	0	0	0	0
10:00 AM	36	0	23	10	0	3	0	0	0	0	0	0	0	0
11:00 AM	34	0	28	5	0	1	0	0	0	0	0	0	0	0
12:00 PM	29	2	23	3	0	1	0	0	0	0	0	0	0	0
1:00 PM	31	0	24	4	0	3	0	0	0	0	0	0	0	0
2:00 PM	33	0	26	5	0	2	0	0	0	0	0	0	0	0
3:00 PM	26	2	15	7	0	2	0	0	0	0	0	0	0	0
4:00 PM	21	0	19	1	0	1	0	0	0	0	0	0	0	0
5:00 PM	26	0	23	1	0	2	0	0	0	0	0	0	0	0
6:00 PM	20	0	15	3	0	2	0	0	0	0	0	0	0	0
7:00 PM	10	0	7	2	0	1	0	0	0	0	0	0	0	0
8:00 PM	17	1	15	0	0	1	0	0	0	0	0	0	0	0
9:00 PM	10	0	9	1	0	0	0	0	0	0	0	0	0	0
10:00 PM	11	0	11	0	0	0	0	0	0	0	0	0	0	0
11:00 PM	4	0	3	0	0	1	0	0	0	0	0	0	0	0
Total	418	7	322	60	0	29	0	0	0	0	0	0	0	0
%		1.7	77.0	14.4	0.0	6.9	0.0	0.0	0.0	0.0	0.0	0.0	0.0	0.0

Town : Northborough
 Road : Ridge Road
 Location : 43 Ridge Road (North of Collins Street)

Site: 2021004
 5/23/2021
 Sunday

Daily Classification

NB

Interval Start	Total	Motor Bikes	Cars & Trailers	2 Axle Long	Buses	2 Axle 6 Tire	3 Axle Single	4 Axle Single	<5 Axle Double	5 Axle Double	>6 Axle Double	<6 Axle Multi	6 Axle Multi	>6 Axle Multi
12:00 AM	3	0	1	2	0	0	0	0	0	0	0	0	0	0
1:00 AM	1	0	1	0	0	0	0	0	0	0	0	0	0	0
2:00 AM	2	0	1	1	0	0	0	0	0	0	0	0	0	0
3:00 AM	0	0	0	0	0	0	0	0	0	0	0	0	0	0
4:00 AM	1	0	1	0	0	0	0	0	0	0	0	0	0	0
5:00 AM	1	0	1	0	0	0	0	0	0	0	0	0	0	0
6:00 AM	2	0	1	1	0	0	0	0	0	0	0	0	0	0
7:00 AM	8	0	8	0	0	0	0	0	0	0	0	0	0	0
8:00 AM	28	1	20	5	0	2	0	0	0	0	0	0	0	0
9:00 AM	16	0	13	2	0	1	0	0	0	0	0	0	0	0
10:00 AM	23	0	20	1	0	2	0	0	0	0	0	0	0	0
11:00 AM	27	1	20	4	0	2	0	0	0	0	0	0	0	0
12:00 PM	22	0	16	4	0	2	0	0	0	0	0	0	0	0
1:00 PM	39	0	33	4	0	2	0	0	0	0	0	0	0	0
2:00 PM	22	0	15	5	0	2	0	0	0	0	0	0	0	0
3:00 PM	35	0	30	4	0	1	0	0	0	0	0	0	0	0
4:00 PM	26	0	22	4	0	0	0	0	0	0	0	0	0	0
5:00 PM	24	0	20	4	0	0	0	0	0	0	0	0	0	0
6:00 PM	18	0	16	2	0	0	0	0	0	0	0	0	0	0
7:00 PM	15	0	10	2	0	3	0	0	0	0	0	0	0	0
8:00 PM	13	0	12	0	0	1	0	0	0	0	0	0	0	0
9:00 PM	7	0	4	1	0	2	0	0	0	0	0	0	0	0
10:00 PM	9	0	8	1	0	0	0	0	0	0	0	0	0	0
11:00 PM	6	0	3	1	0	2	0	0	0	0	0	0	0	0
Total	348	2	276	48	0	22	0	0	0	0	0	0	0	0
%		0.6	79.3	13.8	0.0	6.3	0.0	0.0	0.0	0.0	0.0	0.0	0.0	0.0

Town : Northborough
 Road : Ridge Road
 Location : 43 Ridge Road (North of Collins Street)

Site: 2021004
 5/24/2021
 Monday

Daily Classification

NB

Interval Start	Total	Motor Bikes	Cars & Trailers	2 Axle Long	Buses	2 Axle 6 Tire	3 Axle Single	4 Axle Single	<5 Axle Double	5 Axle Double	>6 Axle Double	<6 Axle Multi	6 Axle Multi	>6 Axle Multi
12:00 AM	2	0	2	0	0	0	0	0	0	0	0	0	0	0
1:00 AM	2	0	1	1	0	0	0	0	0	0	0	0	0	0
2:00 AM	2	0	2	0	0	0	0	0	0	0	0	0	0	0
3:00 AM	0	0	0	0	0	0	0	0	0	0	0	0	0	0
4:00 AM	1	0	1	0	0	0	0	0	0	0	0	0	0	0
5:00 AM	4	0	4	0	0	0	0	0	0	0	0	0	0	0
6:00 AM	39	0	33	3	0	3	0	0	0	0	0	0	0	0
7:00 AM	65	0	51	10	2	2	0	0	0	0	0	0	0	0
8:00 AM	44	0	31	11	1	1	0	0	0	0	0	0	0	0
9:00 AM	22	0	13	7	0	2	0	0	0	0	0	0	0	0
10:00 AM	30	1	16	9	1	3	0	0	0	0	0	0	0	0
11:00 AM	31	0	24	4	0	3	0	0	0	0	0	0	0	0
12:00 PM	51	0	35	14	0	1	0	0	1	0	0	0	0	0
1:00 PM	42	1	31	8	0	2	0	0	0	0	0	0	0	0
2:00 PM	55	0	43	9	0	3	0	0	0	0	0	0	0	0
3:00 PM	53	0	38	10	0	5	0	0	0	0	0	0	0	0
4:00 PM	62	1	44	10	0	7	0	0	0	0	0	0	0	0
5:00 PM	60	0	43	14	0	3	0	0	0	0	0	0	0	0
6:00 PM	55	1	47	5	0	2	0	0	0	0	0	0	0	0
7:00 PM	31	0	24	4	0	3	0	0	0	0	0	0	0	0
8:00 PM	13	0	13	0	0	0	0	0	0	0	0	0	0	0
9:00 PM	19	0	18	1	0	0	0	0	0	0	0	0	0	0
10:00 PM	10	0	8	2	0	0	0	0	0	0	0	0	0	0
11:00 PM	5	0	3	2	0	0	0	0	0	0	0	0	0	0
Total	698	4	525	124	4	40	0	0	1	0	0	0	0	0
%		0.6	75.2	17.8	0.6	5.7	0.0	0.0	0.1	0.0	0.0	0.0	0.0	0.0

Town : Northborough
 Road : Ridge Road
 Location : 43 Ridge Road (North of Collins Street)

Site: 2021004
 5/25/2021
 Tuesday

Daily Classification

NB															
Interval Start	Total	Motor Bikes	Cars & Trailers	2 Axle Long	Buses	2 Axle 6 Tire	3 Axle Single	4 Axle Single	<5 Axle Double	5 Axle Double	>6 Axle Double	<6 Axle Multi	6 Axle Multi	>6 Axle Multi	
12:00 AM	9	0	9	0	0	0	0	0	0	0	0	0	0	0	
1:00 AM	9	0	7	1	0	1	0	0	0	0	0	0	0	0	
2:00 AM	1	0	1	0	0	0	0	0	0	0	0	0	0	0	
3:00 AM	2	0	2	0	0	0	0	0	0	0	0	0	0	0	
4:00 AM	2	0	1	0	0	1	0	0	0	0	0	0	0	0	
5:00 AM	13	0	11	2	0	0	0	0	0	0	0	0	0	0	
6:00 AM	35	0	26	7	0	2	0	0	0	0	0	0	0	0	
7:00 AM	75	0	59	9	2	5	0	0	0	0	0	0	0	0	
8:00 AM	39	0	22	14	1	1	0	0	1	0	0	0	0	0	
9:00 AM	20	0	13	6	0	0	0	0	1	0	0	0	0	0	
10:00 AM	17	0	11	3	0	3	0	0	0	0	0	0	0	0	
11:00 AM	24	0	17	6	0	1	0	0	0	0	0	0	0	0	
12:00 PM	31	0	22	8	0	1	0	0	0	0	0	0	0	0	
1:00 PM	54	0	38	12	2	2	0	0	0	0	0	0	0	0	
2:00 PM	67	1	45	13	1	7	0	0	0	0	0	0	0	0	
3:00 PM	72	2	49	17	0	4	0	0	0	0	0	0	0	0	
4:00 PM	69	0	52	11	0	6	0	0	0	0	0	0	0	0	
5:00 PM	54	0	41	11	0	2	0	0	0	0	0	0	0	0	
6:00 PM	70	0	60	9	0	1	0	0	0	0	0	0	0	0	
7:00 PM	38	0	33	4	0	1	0	0	0	0	0	0	0	0	
8:00 PM	24	0	21	1	0	2	0	0	0	0	0	0	0	0	
9:00 PM	18	0	15	3	0	0	0	0	0	0	0	0	0	0	
10:00 PM	17	0	13	3	0	1	0	0	0	0	0	0	0	0	
11:00 PM	8	0	7	1	0	0	0	0	0	0	0	0	0	0	
Total	768	3	575	141	6	41	0	0	2	0	0	0	0	0	
%		0.4	74.9	18.4	0.8	5.3	0.0	0.0	0.3	0.0	0.0	0.0	0.0	0.0	

Town : Northborough
 Road : Ridge Road
 Location : 43 Ridge Road (North of Collins Street)

Site: 2021004
 5/26/2021
 Wednesday

Daily Classification

NB

Interval Start	Total	Motor Bikes	Cars & Trailers	2 Axle Long	Buses	2 Axle 6 Tire	3 Axle Single	4 Axle Single	<5 Axle Double	5 Axle Double	>6 Axle Double	<6 Axle Multi	6 Axle Multi	>6 Axle Multi
12:00 AM	10	0	10	0	0	0	0	0	0	0	0	0	0	0
1:00 AM	9	0	6	1	0	2	0	0	0	0	0	0	0	0
2:00 AM	0	0	0	0	0	0	0	0	0	0	0	0	0	0
3:00 AM	3	0	2	0	0	1	0	0	0	0	0	0	0	0
4:00 AM	4	0	3	1	0	0	0	0	0	0	0	0	0	0
5:00 AM	10	0	9	1	0	0	0	0	0	0	0	0	0	0
6:00 AM	34	0	23	8	0	3	0	0	0	0	0	0	0	0
7:00 AM	83	0	69	8	3	3	0	0	0	0	0	0	0	0
8:00 AM	45	0	29	12	1	3	0	0	0	0	0	0	0	0
9:00 AM	25	0	19	5	0	1	0	0	0	0	0	0	0	0
10:00 AM	21	0	15	4	0	2	0	0	0	0	0	0	0	0
11:00 AM	24	0	17	7	0	0	0	0	0	0	0	0	0	0
12:00 PM	30	0	21	7	0	2	0	0	0	0	0	0	0	0
1:00 PM	39	0	24	11	1	3	0	0	0	0	0	0	0	0
2:00 PM	63	0	47	13	1	2	0	0	0	0	0	0	0	0
3:00 PM	64	2	42	11	0	9	0	0	0	0	0	0	0	0
4:00 PM	60	0	47	9	0	4	0	0	0	0	0	0	0	0
5:00 PM	83	1	64	14	0	4	0	0	0	0	0	0	0	0
6:00 PM	58	0	53	5	0	0	0	0	0	0	0	0	0	0
7:00 PM	45	0	36	8	0	1	0	0	0	0	0	0	0	0
8:00 PM	15	0	11	3	0	1	0	0	0	0	0	0	0	0
9:00 PM	17	0	14	3	0	0	0	0	0	0	0	0	0	0
10:00 PM	3	0	3	0	0	0	0	0	0	0	0	0	0	0
11:00 PM	4	0	4	0	0	0	0	0	0	0	0	0	0	0
Total	749	3	568	131	6	41	0	0	0	0	0	0	0	0
%		0.4	75.8	17.5	0.8	5.5	0.0	0.0	0.0	0.0	0.0	0.0	0.0	0.0

Town : Northborough
 Road : Ridge Road
 Location : 43 Ridge Road (North of Collins Street)

Site: 2021004
 5/27/2021
 Thursday

Daily Classification

NB

Interval Start	Total	Motor Bikes	Cars & Trailers	2 Axle Long	Buses	2 Axle 6 Tire	3 Axle Single	4 Axle Single	<5 Axle Double	5 Axle Double	>6 Axle Double	<6 Axle Multi	6 Axle Multi	>6 Axle Multi
12:00 AM	13	0	12	1	0	0	0	0	0	0	0	0	0	0
1:00 AM	9	0	5	2	0	1	0	0	0	1	0	0	0	0
2:00 AM	2	0	1	0	0	1	0	0	0	0	0	0	0	0
3:00 AM	2	0	2	0	0	0	0	0	0	0	0	0	0	0
4:00 AM	1	0	1	0	0	0	0	0	0	0	0	0	0	0
5:00 AM	8	0	7	1	0	0	0	0	0	0	0	0	0	0
6:00 AM	48	0	38	7	1	2	0	0	0	0	0	0	0	0
7:00 AM	75	1	59	9	2	4	0	0	0	0	0	0	0	0
8:00 AM	53	0	32	19	1	1	0	0	0	0	0	0	0	0
9:00 AM	27	0	23	4	0	0	0	0	0	0	0	0	0	0
10:00 AM	18	0	12	5	0	1	0	0	0	0	0	0	0	0
11:00 AM	21	0	15	5	0	1	0	0	0	0	0	0	0	0
12:00 PM	36	0	27	6	1	2	0	0	0	0	0	0	0	0
1:00 PM	47	0	33	9	1	3	0	0	1	0	0	0	0	0
2:00 PM	63	1	46	11	0	5	0	0	0	0	0	0	0	0
3:00 PM	55	0	39	14	0	2	0	0	0	0	0	0	0	0
4:00 PM	54	0	39	12	0	3	0	0	0	0	0	0	0	0
5:00 PM	81	0	59	15	0	6	0	0	1	0	0	0	0	0
6:00 PM	55	0	41	10	0	4	0	0	0	0	0	0	0	0
7:00 PM	52	0	43	6	0	3	0	0	0	0	0	0	0	0
8:00 PM	23	0	16	5	0	2	0	0	0	0	0	0	0	0
9:00 PM	13	0	10	3	0	0	0	0	0	0	0	0	0	0
10:00 PM	17	0	15	2	0	0	0	0	0	0	0	0	0	0
11:00 PM	8	0	5	2	0	1	0	0	0	0	0	0	0	0
Total	781	2	580	148	6	42	0	0	2	1	0	0	0	0
%		0.3	74.3	19.0	0.8	5.4	0.0	0.0	0.3	0.1	0.0	0.0	0.0	0.0

Town : Northborough
 Road : Ridge Road
 Location : 43 Ridge Road (North of Collins Street)

Site: 2021004
 5/28/2021
 Friday

Daily Classification

NB															
Interval Start	Total	Motor Bikes	Cars & Trailers	2 Axle Long	Buses	2 Axle 6 Tire	3 Axle Single	4 Axle Single	<5 Axle Double	5 Axle Double	>6 Axle Double	<6 Axle Multi	6 Axle Multi	>6 Axle Multi	
12:00 AM	14	0	12	2	0	0	0	0	0	0	0	0	0	0	
1:00 AM	11	0	10	0	0	1	0	0	0	0	0	0	0	0	
2:00 AM	4	0	3	0	0	1	0	0	0	0	0	0	0	0	
3:00 AM	1	0	1	0	0	0	0	0	0	0	0	0	0	0	
4:00 AM	5	0	4	0	0	1	0	0	0	0	0	0	0	0	
5:00 AM	7	0	4	2	0	1	0	0	0	0	0	0	0	0	
6:00 AM	35	0	27	5	1	2	0	0	0	0	0	0	0	0	
7:00 AM	72	0	57	10	3	2	0	0	0	0	0	0	0	0	
8:00 AM	50	0	29	19	1	1	0	0	0	0	0	0	0	0	
9:00 AM	21	0	14	6	0	1	0	0	0	0	0	0	0	0	
10:00 AM	23	0	17	4	0	2	0	0	0	0	0	0	0	0	
11:00 AM	28	0	19	7	0	2	0	0	0	0	0	0	0	0	
12:00 PM	32	0	25	7	0	0	0	0	0	0	0	0	0	0	
1:00 PM	54	0	38	12	1	3	0	0	0	0	0	0	0	0	
2:00 PM	61	0	44	13	0	4	0	0	0	0	0	0	0	0	
3:00 PM	65	0	43	15	1	6	0	0	0	0	0	0	0	0	
4:00 PM	47	0	26	13	0	8	0	0	0	0	0	0	0	0	
5:00 PM	44	0	40	2	0	2	0	0	0	0	0	0	0	0	
6:00 PM	44	0	37	7	0	0	0	0	0	0	0	0	0	0	
7:00 PM	39	0	29	9	0	1	0	0	0	0	0	0	0	0	
8:00 PM	24	0	21	2	0	1	0	0	0	0	0	0	0	0	
9:00 PM	4	0	3	1	0	0	0	0	0	0	0	0	0	0	
10:00 PM	5	0	4	1	0	0	0	0	0	0	0	0	0	0	
11:00 PM	12	0	8	2	0	2	0	0	0	0	0	0	0	0	
Total	702	0	515	139	7	41	0	0	0	0	0	0	0	0	
%		0.0	73.4	19.8	1.0	5.8	0.0	0.0	0.0	0.0	0.0	0.0	0.0	0.0	

Town : Northborough
 Road : Ridge Road
 Location : 43 Ridge Road (North of Collins Street)

Site: 2021004
 5/29/2021
 Saturday

Daily Classification

NB

Interval Start	Total	Motor Bikes	Cars & Trailers	2 Axle Long	Buses	2 Axle 6 Tire	3 Axle Single	4 Axle Single	<5 Axle Double	5 Axle Double	>6 Axle Double	<6 Axle Multi	6 Axle Multi	>6 Axle Multi
12:00 AM	12	0	11	1	0	0	0	0	0	0	0	0	0	0
1:00 AM	4	0	2	1	0	1	0	0	0	0	0	0	0	0
2:00 AM	3	0	1	1	0	1	0	0	0	0	0	0	0	0
3:00 AM	1	0	1	0	0	0	0	0	0	0	0	0	0	0
4:00 AM	0	0	0	0	0	0	0	0	0	0	0	0	0	0
5:00 AM	12	0	10	1	0	1	0	0	0	0	0	0	0	0
6:00 AM	9	0	7	2	0	0	0	0	0	0	0	0	0	0
7:00 AM	7	0	4	1	0	2	0	0	0	0	0	0	0	0
8:00 AM	16	0	11	4	0	1	0	0	0	0	0	0	0	0
9:00 AM	22	0	19	3	0	0	0	0	0	0	0	0	0	0
10:00 AM	16	0	10	5	0	1	0	0	0	0	0	0	0	0
11:00 AM	22	0	15	3	0	4	0	0	0	0	0	0	0	0
12:00 PM	16	0	12	3	0	1	0	0	0	0	0	0	0	0
1:00 PM	17	0	14	2	0	1	0	0	0	0	0	0	0	0
2:00 PM	21	0	15	4	0	2	0	0	0	0	0	0	0	0
3:00 PM	15	0	10	4	0	1	0	0	0	0	0	0	0	0
4:00 PM	26	0	21	3	0	2	0	0	0	0	0	0	0	0
5:00 PM	20	0	15	4	0	1	0	0	0	0	0	0	0	0
6:00 PM	16	0	13	1	0	2	0	0	0	0	0	0	0	0
7:00 PM	12	0	9	2	0	1	0	0	0	0	0	0	0	0
8:00 PM	13	0	11	2	0	0	0	0	0	0	0	0	0	0
9:00 PM	10	0	6	2	0	2	0	0	0	0	0	0	0	0
10:00 PM	13	0	11	2	0	0	0	0	0	0	0	0	0	0
11:00 PM	7	0	6	0	0	1	0	0	0	0	0	0	0	0
Total	310	0	234	51	0	25	0	0	0	0	0	0	0	0
%		0.0	75.5	16.5	0.0	8.1	0.0	0.0	0.0	0.0	0.0	0.0	0.0	0.0

Town : Northborough
 Road : Ridge Road
 Location : 43 Ridge Road (North of Collins Street)

Site: 2021004
 5/30/2021
 Sunday

Daily Classification

NB

Interval Start	Total	Motor Bikes	Cars & Trailers	2 Axle Long	Buses	2 Axle 6 Tire	3 Axle Single	4 Axle Single	<5 Axle Double	5 Axle Double	>6 Axle Double	<6 Axle Multi	6 Axle Multi	>6 Axle Multi
12:00 AM	5	0	4	1	0	0	0	0	0	0	0	0	0	0
1:00 AM	5	0	4	0	0	1	0	0	0	0	0	0	0	0
2:00 AM	2	0	1	1	0	0	0	0	0	0	0	0	0	0
3:00 AM	0	0	0	0	0	0	0	0	0	0	0	0	0	0
4:00 AM	1	0	1	0	0	0	0	0	0	0	0	0	0	0
5:00 AM	0	0	0	0	0	0	0	0	0	0	0	0	0	0
6:00 AM	4	0	2	1	0	1	0	0	0	0	0	0	0	0
7:00 AM	5	0	4	1	0	0	0	0	0	0	0	0	0	0
8:00 AM	5	0	4	1	0	0	0	0	0	0	0	0	0	0
9:00 AM	13	0	11	2	0	0	0	0	0	0	0	0	0	0
10:00 AM	12	0	9	1	0	2	0	0	0	0	0	0	0	0
11:00 AM	21	0	17	4	0	0	0	0	0	0	0	0	0	0
12:00 PM	12	0	10	1	0	1	0	0	0	0	0	0	0	0
1:00 PM	9	0	8	1	0	0	0	0	0	0	0	0	0	0
2:00 PM	17	0	14	2	0	1	0	0	0	0	0	0	0	0
3:00 PM	18	0	13	5	0	0	0	0	0	0	0	0	0	0
4:00 PM	12	0	12	0	0	0	0	0	0	0	0	0	0	0
5:00 PM	18	0	16	2	0	0	0	0	0	0	0	0	0	0
6:00 PM	12	0	9	3	0	0	0	0	0	0	0	0	0	0
7:00 PM	14	0	12	2	0	0	0	0	0	0	0	0	0	0
8:00 PM	7	0	5	2	0	0	0	0	0	0	0	0	0	0
9:00 PM	5	0	4	0	0	1	0	0	0	0	0	0	0	0
10:00 PM	10	0	9	1	0	0	0	0	0	0	0	0	0	0
11:00 PM	8	0	7	0	0	1	0	0	0	0	0	0	0	0
Total	215	0	176	31	0	8	0	0	0	0	0	0	0	0
%		0.0	81.9	14.4	0.0	3.7	0.0	0.0	0.0	0.0	0.0	0.0	0.0	0.0

Town : Northborough
 Road : Ridge Road
 Location : 43 Ridge Road (North of Collins Street)

Site: 2021004
 5/31/2021
 Monday

Daily Classification

NB															
Interval Start	Total	Motor Bikes	Cars & Trailers	2 Axle Long	Buses	2 Axle 6 Tire	3 Axle Single	4 Axle Single	<5 Axle Double	5 Axle Double	>6 Axle Double	<6 Axle Multi	6 Axle Multi	>6 Axle Multi	
12:00 AM	2	0	2	0	0	0	0	0	0	0	0	0	0	0	
1:00 AM	3	0	3	0	0	0	0	0	0	0	0	0	0	0	
2:00 AM	4	0	3	1	0	0	0	0	0	0	0	0	0	0	
3:00 AM	0	0	0	0	0	0	0	0	0	0	0	0	0	0	
4:00 AM	2	0	1	1	0	0	0	0	0	0	0	0	0	0	
5:00 AM	0	0	0	0	0	0	0	0	0	0	0	0	0	0	
6:00 AM	1	0	1	0	0	0	0	0	0	0	0	0	0	0	
7:00 AM	2	0	2	0	0	0	0	0	0	0	0	0	0	0	
8:00 AM	6	0	4	1	0	1	0	0	0	0	0	0	0	0	
9:00 AM	12	0	6	3	0	3	0	0	0	0	0	0	0	0	
10:00 AM	15	0	11	3	0	1	0	0	0	0	0	0	0	0	
11:00 AM	25	0	24	0	0	1	0	0	0	0	0	0	0	0	
12:00 PM	23	0	12	9	0	2	0	0	0	0	0	0	0	0	
1:00 PM	26	0	22	3	0	1	0	0	0	0	0	0	0	0	
2:00 PM	30	0	19	8	0	3	0	0	0	0	0	0	0	0	
3:00 PM	19	0	12	6	0	1	0	0	0	0	0	0	0	0	
4:00 PM	31	0	20	8	0	3	0	0	0	0	0	0	0	0	
5:00 PM	27	0	21	3	0	3	0	0	0	0	0	0	0	0	
6:00 PM	27	1	24	1	0	1	0	0	0	0	0	0	0	0	
7:00 PM	17	0	13	1	0	3	0	0	0	0	0	0	0	0	
8:00 PM	21	0	19	0	0	1	0	0	1	0	0	0	0	0	
9:00 PM	7	0	5	2	0	0	0	0	0	0	0	0	0	0	
10:00 PM	5	0	5	0	0	0	0	0	0	0	0	0	0	0	
11:00 PM	7	0	5	0	0	2	0	0	0	0	0	0	0	0	
Total	312	1	234	50	0	26	0	0	1	0	0	0	0	0	
%		0.3	75.0	16.0	0.0	8.3	0.0	0.0	0.3	0.0	0.0	0.0	0.0	0.0	

Town : Northborough
 Road : Ridge Road
 Location : 43 Ridge Road (North of Collins Street)

Site: 2021004
 6/1/2021
 Tuesday

Daily Classification

NB

Interval Start	Total	Motor Bikes	Cars & Trailers	2 Axle Long	Buses	2 Axle 6 Tire	3 Axle Single	4 Axle Single	<5 Axle Double	5 Axle Double	>6 Axle Double	<6 Axle Multi	6 Axle Multi	>6 Axle Multi
12:00 AM	8	0	7	1	0	0	0	0	0	0	0	0	0	0
1:00 AM	5	0	3	1	0	1	0	0	0	0	0	0	0	0
2:00 AM	1	0	1	0	0	0	0	0	0	0	0	0	0	0
3:00 AM	1	0	1	0	0	0	0	0	0	0	0	0	0	0
4:00 AM	3	0	2	0	0	1	0	0	0	0	0	0	0	0
5:00 AM	11	0	7	4	0	0	0	0	0	0	0	0	0	0
6:00 AM	29	0	21	5	1	2	0	0	0	0	0	0	0	0
7:00 AM	68	0	52	13	2	1	0	0	0	0	0	0	0	0
8:00 AM	51	0	33	16	1	1	0	0	0	0	0	0	0	0
Total	177	0	127	40	4	6	0	0	0	0	0	0	0	0
%		0.0	71.8	22.6	2.3	3.4	0.0	0.0	0.0	0.0	0.0	0.0	0.0	0.0

Town : Northborough
 Road : Ridge Road
 Location : 43 Ridge Road (North of Collins Street)

Site: 2021004

Speed Statistics Per Day

Combined Channels									
mph	Mon 5/17/2021	Tue 5/18/2021	Wed 5/19/2021	Thu 5/20/2021	Fri 5/21/2021	Sat 5/22/2021	Sun 5/23/2021	Mon 5/24/2021	Tue 5/25/2021
Count	1051	1667	1739	1684	1698	877	734	1675	1789
Minimum	11.0	10.4	12.4	10.6	11.1	14.1	11.1	10.6	10.4
Maximum	49.5	78.4	56.5	51.8	68.4	50.9	50.5	56.5	60.6
Average	30.1	30.9	30.9	31.0	30.9	30.1	30.0	30.8	30.7
Median	30.2	30.9	30.9	31.0	31.0	30.3	30.1	30.8	30.6
<u>Pace Range</u>	24.9 - 34.9	25.3 - 35.3	25.5 - 35.5	25.9 - 35.9	26.1 - 36.1	25.3 - 35.3	24.8 - 34.8	25.5 - 35.5	25.8 - 35.8
Count	822	1303	1363	1317	1323	674	579	1321	1399
	78%	78%	78%	78%	78%	77%	79%	79%	78%
<u>Percentiles</u>									
10 %	24.5	25.5	25.6	25.7	25.5	24.6	24.8	25.6	25.3
15 %	25.7	26.6	26.8	26.7	26.8	25.9	26.0	26.5	26.5
50 %	30.2	30.9	30.9	31.0	30.9	30.3	30.0	30.8	30.6
85 %	34.3	35.0	35.1	35.2	35.2	34.6	34.3	34.9	34.8
90 %	35.3	36.1	36.4	36.3	36.2	35.7	35.2	36.1	36.0
<u>Speeds Exceeded</u>									
25	925 88%	1524 91%	1604 92%	1549 92%	1551 91%	780 89%	654 89%	1542 92%	1627 91%
35	117 11%	246 15%	266 15%	273 16%	269 16%	114 13%	82 11%	242 14%	251 14%
45	5 0.5%	7 0.4%	6 0.3%	13 1%	10 1%	4 0.5%	3 0.4%	11 1%	10 1%
55	0 0%	2 0.1%	2 0.1%	0 0%	2 0.1%	0 0%	0 0%	1 0.1%	2 0.1%
65	0 0%	1 0.1%	0 0%	0 0%	1 0.1%	0 0%	0 0%	0 0%	0 0%
75	0 0%	1 0.1%	0 0%	0 0%	0 0%	0 0%	0 0%	0 0%	0 0%

Town : Northborough
 Road : Ridge Road
 Location : 43 Ridge Road (North of Collins Street)

Site: 2021004

Speed Statistics Per Day

Combined Channels							
mph	Wed 5/26/2021	Thu 5/27/2021	Fri 5/28/2021	Sat 5/29/2021	Sun 5/30/2021	Mon 5/31/2021	Tue 6/1/2021
Count	1711	1804	1596	663	473	700	445
Minimum	10.1	10.7	11.5	15.4	15.1	13.1	14.0
Maximum	53.6	64.2	46.6	52.1	49.2	55.8	70.3
Average	30.8	30.6	30.6	31.2	31.6	31.2	31.5
Median	30.7	30.7	30.6	30.9	31.5	30.8	31.6
<u>Pace Range</u>	25.5 - 35.5	25.6 - 35.6	25.3 - 35.3	26.0 - 36.0	27.0 - 37.0	25.8 - 35.8	26.8 - 36.8
Count	1317	1408	1222	496	372	543	357
	77%	78%	77%	75%	79%	78%	80%
<u>Percentiles</u>							
10 %	25.3	25.2	25.3	25.5	26.3	25.9	26.1
15 %	26.3	26.2	26.2	26.5	27.4	26.9	27.7
50 %	30.7	30.7	30.6	30.9	31.4	30.8	31.6
85 %	35.1	34.8	35.2	35.7	35.9	35.5	35.2
90 %	36.2	35.9	36.3	37.0	36.9	36.7	36.2
<u>Speeds Exceeded</u>							
25	1560 91%	1629 90%	1447 91%	606 91%	444 94%	649 93%	417 94%
35	264 15%	251 14%	252 16%	124 19%	95 20%	125 18%	69 16%
45	9 0.5%	5 0.3%	2 0.1%	4 0.6%	3 0.6%	6 0.9%	2 0.4%
55	0 0%	2 0.1%	0 0%	0 0%	0 0%	1 0.1%	1 0.2%
65	0 0%	0 0%	0 0%	0 0%	0 0%	0 0%	1 0.2%
75	0 0%	0 0%	0 0%	0 0%	0 0%	0 0%	0 0%

Town : Northborough
 Road : Ridge Road
 Location : 43 Ridge Road (North of Collins Street)

Site: 2021004

Weekly Volume

Interval Start	Mon 5/17/2021		Tue 5/18/2021		Wed 5/19/2021		Thu 5/20/2021		Fri 5/21/2021		Sat 5/22/2021		Sun 5/23/2021		Mon - Fri Average		Weekly Average	
	SB	NB	SB	NB	SB	NB	SB	NB	SB	NB	SB	NB	SB	NB	SB	NB	SB	NB
12:00 AM	-	-	10	11	5	13	6	11	8	11	9	7	3	3	7.3	11.5	6.8	9.3
1:00 AM	-	-	3	11	5	12	3	12	4	13	4	5	1	1	3.8	12.0	3.3	9.0
2:00 AM	-	-	1	3	2	5	2	3	2	4	0	2	0	2	1.8	3.8	1.2	3.2
3:00 AM	-	-	0	4	2	3	3	1	2	2	1	9	0	0	1.8	2.5	1.3	3.2
4:00 AM	-	-	11	6	11	7	13	4	12	4	2	4	0	1	11.8	5.3	8.2	4.3
5:00 AM	-	-	25	13	29	8	25	8	25	11	7	2	5	1	26.0	10.0	19.3	7.2
6:00 AM	-	-	59	37	57	31	54	39	56	39	10	5	8	2	56.5	36.5	40.7	25.5
7:00 AM	-	-	62	75	77	83	70	79	69	79	18	15	9	8	69.5	79.0	50.8	56.5
8:00 AM	-	-	78	39	68	46	68	33	54	37	28	34	13	28	67.0	38.8	51.5	36.2
9:00 AM	-	-	42	14	48	22	37	15	43	26	23	27	14	16	42.5	19.3	34.5	20.0
10:00 AM	-	-	44	19	49	24	49	17	37	26	42	36	28	23	44.8	21.5	41.5	24.2
11:00 AM	8	7	28	29	44	28	43	23	34	22	44	34	38	27	37.3	25.5	38.5	27.2
12:00 PM	54	41	39	30	41	27	47	33	60	33	46	29	28	22	48.2	32.8	45.0	30.7
1:00 PM	74	41	70	44	77	46	70	46	60	67	34	31	50	39	70.2	48.8	62.1	44.9
2:00 PM	107	68	101	51	78	54	94	57	110	59	31	33	41	22	98.0	57.8	80.3	49.1
3:00 PM	75	65	78	78	79	76	72	63	81	57	28	26	42	35	77.0	67.8	65.0	57.1
4:00 PM	61	55	47	69	70	60	62	65	64	53	40	21	23	26	60.8	60.4	52.4	49.9
5:00 PM	56	55	76	67	61	78	76	78	48	58	20	26	24	24	63.4	67.2	51.6	55.1
6:00 PM	62	49	64	55	52	59	62	52	70	47	18	20	11	18	62.0	52.4	48.4	42.9
7:00 PM	47	42	38	32	60	48	58	42	53	31	19	10	18	15	51.2	39.0	41.9	31.4
8:00 PM	27	13	29	18	26	16	22	18	23	23	14	17	16	13	25.4	17.6	22.4	16.9
9:00 PM	15	11	12	11	12	9	13	14	14	18	10	10	12	7	13.2	12.6	12.6	11.4
10:00 PM	7	8	9	11	9	13	4	9	8	10	5	11	2	9	7.4	10.2	6.3	10.1
11:00 PM	9	9	8	6	4	5	5	4	13	18	6	4	0	6	7.8	8.4	6.4	7.4
Totals	602	464	934	733	966	773	958	726	950	748	459	418	386	348	954.4	740.5	792.1	632.7
Combined	1066		1667		1739		1684		1698		877		734		1694.9		1424.8	
Split (%)	56.5	43.5	56.0	44.0	55.5	44.5	56.9	43.1	55.9	44.1	52.3	47.7	52.6	47.4	56.3	43.7	55.6	44.4

Peak Hours

12:00 AM - 12:00 PM	-	-	8:00 AM	6:30 AM	6:30 AM	6:45 AM	6:30 AM	6:30 AM	6:45 AM	6:45 AM	11:00 AM	10:15 AM	11:00 AM	8:00 AM	6:30 AM	6:30 AM	6:30 AM	6:45 AM
Volume	-	-	78	91	92	94	87	97	81	91	44	43	38	28	82.8	92.3	59.0	65.3
Factor	-	-	0.70	0.47	0.66	0.43	0.81	0.51	0.78	0.47	0.73	0.83	0.79	0.70	0.76	0.46	0.77	0.48
12:00 PM - 12:00 AM	2:00 PM	2:15 PM	2:00 PM	2:45 PM	1:15 PM	2:45 PM	1:45 PM	5:00 PM	1:45 PM	1:00 PM	12:00 PM	1:45 PM	1:30 PM	1:00 PM	2:00 PM	2:30 PM	2:00 PM	2:15 PM
Volume	107	87	101	79	82	78	94	78	112	67	46	37	51	39	98.0	74.6	80.3	62.1
Factor	0.92	0.70	0.77	0.79	0.82	0.67	0.65	0.75	0.60	0.73	0.68	0.93	0.80	0.65	0.74	0.76	0.76	0.75

Town : Northborough
 Road : Ridge Road
 Location : 43 Ridge Road (North of Collins Street)

Site: 2021004

Weekly Volume

Interval Start	Mon 5/24/2021		Tue 5/25/2021		Wed 5/26/2021		Thu 5/27/2021		Fri 5/28/2021		Sat 5/29/2021		Sun 5/30/2021		Mon - Fri Average		Weekly Average	
	SB	NB	SB	NB	SB	NB	SB	NB	SB	NB	SB	NB	SB	NB	SB	NB	SB	NB
12:00 AM	1	2	4	9	10	10	4	13	8	14	5	12	2	5	5.4	9.6	4.9	9.3
1:00 AM	2	2	4	9	2	9	1	9	2	11	2	4	1	5	2.2	8.0	2.0	7.0
2:00 AM	2	2	1	1	1	0	1	2	2	4	0	3	0	2	1.4	1.8	1.0	2.0
3:00 AM	4	0	2	2	4	3	4	2	3	1	1	1	0	0	3.4	1.6	2.6	1.3
4:00 AM	5	1	11	2	10	4	8	1	10	5	1	0	0	1	8.8	2.6	6.4	2.0
5:00 AM	28	4	22	13	25	10	24	8	18	7	8	12	3	0	23.4	8.4	18.3	7.7
6:00 AM	57	39	61	35	53	34	62	48	51	35	13	9	10	4	56.8	38.2	43.9	29.1
7:00 AM	72	65	73	75	84	83	83	75	71	72	9	7	8	5	76.6	74.0	57.1	54.6
8:00 AM	63	44	82	39	71	45	58	53	59	50	19	16	14	5	66.6	46.2	52.3	36.0
9:00 AM	43	22	48	20	40	25	36	27	45	21	22	22	15	13	42.4	23.0	35.6	21.4
10:00 AM	71	30	35	17	43	21	51	18	29	23	25	16	17	12	45.8	21.8	38.7	19.6
11:00 AM	60	31	40	24	42	24	37	21	38	28	26	22	16	21	43.4	25.6	37.0	24.4
12:00 PM	83	51	39	31	43	30	36	36	38	32	23	16	30	12	47.8	36.0	41.7	29.7
1:00 PM	68	42	70	54	46	39	66	47	53	54	52	17	38	9	60.6	47.2	56.1	37.4
2:00 PM	69	55	115	67	129	63	132	63	114	61	19	21	17	17	111.8	61.8	85.0	49.6
3:00 PM	68	53	89	72	70	64	85	55	106	65	26	15	16	18	83.6	61.8	65.7	48.9
4:00 PM	61	62	67	69	73	60	73	54	47	47	17	26	10	12	64.2	58.4	49.7	47.1
5:00 PM	66	60	61	54	50	83	77	81	54	44	22	20	19	18	61.6	64.4	49.9	51.4
6:00 PM	71	55	93	70	68	58	56	55	59	44	23	16	17	12	69.4	56.4	55.3	44.3
7:00 PM	35	31	52	38	54	45	59	52	39	39	8	12	7	14	47.8	41.0	36.3	33.0
8:00 PM	25	13	21	24	21	15	26	23	23	24	9	13	9	7	23.2	19.8	19.1	17.0
9:00 PM	10	19	13	18	11	17	17	13	9	4	8	10	3	5	12.0	14.2	10.1	12.3
10:00 PM	3	10	7	17	7	3	21	17	6	5	8	13	4	10	8.8	10.4	8.0	10.7
11:00 PM	10	5	11	8	5	4	6	8	10	12	7	7	2	8	8.4	7.4	7.3	7.4
Totals	977	698	1021	768	962	749	1023	781	894	702	353	310	258	215	975.4	739.6	784.0	603.3
Combined	1675		1789		1711		1804		1596		663		473		1715.0		1387.3	
Split (%)	58.3	41.7	57.1	42.9	56.2	43.8	56.7	43.3	56.0	44.0	53.2	46.8	54.5	45.5	56.9	43.1	56.5	43.5

Peak Hours

12:00 AM - 12:00 PM	10:45 AM	6:45 AM	6:30 AM	6:30 AM	6:30 AM	6:45 AM	6:45 AM	6:15 AM	6:30 AM	6:30 AM	9:30 AM	9:15 AM	10:15 AM	11:00 AM	6:30 AM	6:45 AM	6:30 AM	6:30 AM
Volume	87	91	88	89	90	94	96	90	78	87	26	25	18	21	86.0	89.2	64.1	65.3
Factor	0.54	0.52	0.59	0.47	0.55	0.48	0.73	0.46	0.72	0.48	0.81	0.63	0.64	0.88	0.67	0.48	0.68	0.48
12:00 PM - 12:00 AM	12:00 PM	4:15 PM	2:00 PM	2:15 PM	2:00 PM	5:00 PM	2:00 PM	4:45 PM	2:00 PM	2:15 PM	1:00 PM	4:00 PM	12:45 PM	3:15 PM	2:00 PM	2:30 PM	2:00 PM	2:30 PM
Volume	83	69	115	77	129	83	132	84	114	71	52	26	38	22	111.8	73.6	85.0	57.6
Factor	0.77	0.82	0.74	0.77	0.69	0.72	0.69	0.70	0.66	0.81	0.81	0.81	0.86	0.69	0.72	0.81	0.74	0.82

Town : Northborough
 Road : Ridge Road
 Location : 43 Ridge Road (North of Collins Street)

Site: 2021004

Weekly Volume

Interval Start	Mon 5/31/2021		Tue 6/1/2021		Wed 6/2/2021		Thu 6/3/2021		Fri 6/4/2021		Sat 6/5/2021		Sun 6/6/2021		Mon - Fri Average		Weekly Average	
	SB	NB	SB	NB	SB	NB	SB	NB	SB	NB	SB	NB	SB	NB	SB	NB	SB	NB
12:00 AM	1	2	3	8	-	-	-	-	-	-	-	-	-	-	2.0	5.0	2.0	5.0
1:00 AM	1	3	2	5	-	-	-	-	-	-	-	-	-	-	1.5	4.0	1.5	4.0
2:00 AM	0	4	3	1	-	-	-	-	-	-	-	-	-	-	1.5	2.5	1.5	2.5
3:00 AM	1	0	1	1	-	-	-	-	-	-	-	-	-	-	1.0	0.5	1.0	0.5
4:00 AM	0	2	9	3	-	-	-	-	-	-	-	-	-	-	4.5	2.5	4.5	2.5
5:00 AM	8	0	28	11	-	-	-	-	-	-	-	-	-	-	18.0	5.5	18.0	5.5
6:00 AM	8	1	68	29	-	-	-	-	-	-	-	-	-	-	38.0	15.0	38.0	15.0
7:00 AM	8	2	89	68	-	-	-	-	-	-	-	-	-	-	48.5	35.0	48.5	35.0
8:00 AM	12	6	65	51	-	-	-	-	-	-	-	-	-	-	38.5	28.5	38.5	28.5
9:00 AM	15	12	14	9	-	-	-	-	-	-	-	-	-	-	15.0	12.0	15.0	12.0
10:00 AM	18	15	-	-	-	-	-	-	-	-	-	-	-	-	18.0	15.0	18.0	15.0
11:00 AM	22	25	-	-	-	-	-	-	-	-	-	-	-	-	22.0	25.0	22.0	25.0
12:00 PM	36	23	-	-	-	-	-	-	-	-	-	-	-	-	36.0	23.0	36.0	23.0
1:00 PM	43	26	-	-	-	-	-	-	-	-	-	-	-	-	43.0	26.0	43.0	26.0
2:00 PM	32	30	-	-	-	-	-	-	-	-	-	-	-	-	32.0	30.0	32.0	30.0
3:00 PM	22	19	-	-	-	-	-	-	-	-	-	-	-	-	22.0	19.0	22.0	19.0
4:00 PM	25	31	-	-	-	-	-	-	-	-	-	-	-	-	25.0	31.0	25.0	31.0
5:00 PM	31	27	-	-	-	-	-	-	-	-	-	-	-	-	31.0	27.0	31.0	27.0
6:00 PM	32	27	-	-	-	-	-	-	-	-	-	-	-	-	32.0	27.0	32.0	27.0
7:00 PM	25	17	-	-	-	-	-	-	-	-	-	-	-	-	25.0	17.0	25.0	17.0
8:00 PM	18	21	-	-	-	-	-	-	-	-	-	-	-	-	18.0	21.0	18.0	21.0
9:00 PM	15	7	-	-	-	-	-	-	-	-	-	-	-	-	15.0	7.0	15.0	7.0
10:00 PM	6	5	-	-	-	-	-	-	-	-	-	-	-	-	6.0	5.0	6.0	5.0
11:00 PM	9	7	-	-	-	-	-	-	-	-	-	-	-	-	9.0	7.0	9.0	7.0
Totals	388	312	282	186	0	0	0	0	0	0	0	0	0	0	502.5	390.5	502.5	390.5
Combined	700		468		0		0		0		0		0		893.0		893.0	
Split (%)	55.4	44.6	60.3	39.7	-	-	-	-	-	-	-	-	-	-	56.3	43.7	56.3	43.7

Peak Hours

12:00 AM - 12:00 PM	10:45 AM	11:00 AM	6:30 AM	6:45 AM	-	-	-	-	-	-	-	-	-	-	6:30 AM	6:45 AM	6:30 AM	6:45 AM
Volume	25	25	95	79	-	-	-	-	-	-	-	-	-	-	53.0	41.0	53.0	41.0
Factor	0.57	0.89	0.79	0.45	-	-	-	-	-	-	-	-	-	-	0.78	0.46	0.78	0.46
12:00 PM - 12:00 AM	12:45 PM	3:45 PM	-	-	-	-	-	-	-	-	-	-	-	-	12:45 PM	3:45 PM	12:45 PM	3:45 PM
Volume	48	33	-	-	-	-	-	-	-	-	-	-	-	-	48.0	33.0	48.0	33.0
Factor	0.92	0.59	-	-	-	-	-	-	-	-	-	-	-	-	0.92	0.59	0.92	0.59

Town : Northborough
 Road : Ridge Road
 Location : 100 Ridge Road

Site: 2021005(A)
 5/17/2021
 Monday

Daily Classification

Combined Channels

Interval Start	Total	Motor Bikes	Cars & Trailers	2 Axle Long	Buses	2 Axle 6 Tire	3 Axle Single	4 Axle Single	<5 Axle Double	5 Axle Double	>6 Axle Double	<6 Axle Multi	6 Axle Multi	>6 Axle Multi
12:00 AM	-	-	-	-	-	-	-	-	-	-	-	-	-	-
1:00 AM	-	-	-	-	-	-	-	-	-	-	-	-	-	-
2:00 AM	-	-	-	-	-	-	-	-	-	-	-	-	-	-
3:00 AM	-	-	-	-	-	-	-	-	-	-	-	-	-	-
4:00 AM	-	-	-	-	-	-	-	-	-	-	-	-	-	-
5:00 AM	-	-	-	-	-	-	-	-	-	-	-	-	-	-
6:00 AM	-	-	-	-	-	-	-	-	-	-	-	-	-	-
7:00 AM	-	-	-	-	-	-	-	-	-	-	-	-	-	-
8:00 AM	-	-	-	-	-	-	-	-	-	-	-	-	-	-
9:00 AM	-	-	-	-	-	-	-	-	-	-	-	-	-	-
10:00 AM	-	-	-	-	-	-	-	-	-	-	-	-	-	-
11:00 AM	-	-	-	-	-	-	-	-	-	-	-	-	-	-
12:00 PM	70	0	56	10	0	4	0	0	0	0	0	0	0	0
1:00 PM	88	0	70	11	0	7	0	0	0	0	0	0	0	0
2:00 PM	117	0	87	23	2	5	0	0	0	0	0	0	0	0
3:00 PM	115	1	86	19	2	7	0	0	0	0	0	0	0	0
4:00 PM	86	0	66	12	0	8	0	0	0	0	0	0	0	0
5:00 PM	97	0	74	20	0	3	0	0	0	0	0	0	0	0
6:00 PM	90	0	75	10	0	5	0	0	0	0	0	0	0	0
7:00 PM	88	0	75	13	0	0	0	0	0	0	0	0	0	0
8:00 PM	33	0	30	1	0	2	0	0	0	0	0	0	0	0
9:00 PM	22	0	22	0	0	0	0	0	0	0	0	0	0	0
10:00 PM	13	0	12	1	0	0	0	0	0	0	0	0	0	0
11:00 PM	17	0	13	3	0	1	0	0	0	0	0	0	0	0
Total	836	1	666	123	4	42	0	0	0	0	0	0	0	0
%		0.1	79.7	14.7	0.5	5.0	0.0	0.0	0.0	0.0	0.0	0.0	0.0	0.0

Town : Northborough
 Road : Ridge Road
 Location : 100 Ridge Road

Site: 2021005(A)
 5/18/2021
 Tuesday

Daily Classification

Combined Channels

Interval Start	Total	Motor Bikes	Cars & Trailers	2 Axle Long	Buses	2 Axle 6 Tire	3 Axle Single	4 Axle Single	<5 Axle Double	5 Axle Double	>6 Axle Double	<6 Axle Multi	6 Axle Multi	>6 Axle Multi
12:00 AM	18	0	17	1	0	0	0	0	0	0	0	0	0	0
1:00 AM	15	0	13	1	0	1	0	0	0	0	0	0	0	0
2:00 AM	4	0	3	0	0	1	0	0	0	0	0	0	0	0
3:00 AM	5	0	5	0	0	0	0	0	0	0	0	0	0	0
4:00 AM	20	0	15	3	0	2	0	0	0	0	0	0	0	0
5:00 AM	41	0	33	6	0	2	0	0	0	0	0	0	0	0
6:00 AM	79	0	58	16	2	3	0	0	0	0	0	0	0	0
7:00 AM	101	0	73	19	2	7	0	0	0	0	0	0	0	0
8:00 AM	106	0	84	15	4	3	0	0	0	0	0	0	0	0
9:00 AM	56	0	39	14	0	2	0	0	0	1	0	0	0	0
10:00 AM	52	2	38	10	0	2	0	0	0	0	0	0	0	0
11:00 AM	61	0	48	8	1	4	0	0	0	0	0	0	0	0
12:00 PM	84	0	74	8	0	2	0	0	0	0	0	0	0	0
1:00 PM	100	0	84	11	0	5	0	0	0	0	0	0	0	0
2:00 PM	103	1	70	21	3	8	0	0	0	0	0	0	0	0
3:00 PM	110	0	75	25	2	8	0	0	0	0	0	0	0	0
4:00 PM	107	1	82	15	1	7	0	0	1	0	0	0	0	0
5:00 PM	103	1	80	15	2	5	0	0	0	0	0	0	0	0
6:00 PM	101	0	88	9	0	3	0	0	1	0	0	0	0	0
7:00 PM	69	0	53	13	0	3	0	0	0	0	0	0	0	0
8:00 PM	43	0	38	3	0	2	0	0	0	0	0	0	0	0
9:00 PM	22	0	20	2	0	0	0	0	0	0	0	0	0	0
10:00 PM	17	0	17	0	0	0	0	0	0	0	0	0	0	0
11:00 PM	15	0	12	3	0	0	0	0	0	0	0	0	0	0
Total	1432	5	1119	218	17	70	0	0	2	1	0	0	0	0
%		0.3	78.1	15.2	1.2	4.9	0.0	0.0	0.1	0.1	0.0	0.0	0.0	0.0

Town : Northborough
 Road : Ridge Road
 Location : 100 Ridge Road

Site: 2021005(A)
 5/19/2021
 Wednesday

Daily Classification

Combined Channels

Interval Start	Total	Motor Bikes	Cars & Trailers	2 Axle Long	Buses	2 Axle 6 Tire	3 Axle Single	4 Axle Single	<5 Axle Double	5 Axle Double	>6 Axle Double	<6 Axle Multi	6 Axle Multi	>6 Axle Multi
12:00 AM	19	0	17	2	0	0	0	0	0	0	0	0	0	0
1:00 AM	17	0	15	2	0	0	0	0	0	0	0	0	0	0
2:00 AM	5	1	4	0	0	0	0	0	0	0	0	0	0	0
3:00 AM	5	0	4	1	0	0	0	0	0	0	0	0	0	0
4:00 AM	23	0	18	2	0	3	0	0	0	0	0	0	0	0
5:00 AM	40	0	32	6	0	2	0	0	0	0	0	0	0	0
6:00 AM	78	0	62	11	1	4	0	0	0	0	0	0	0	0
7:00 AM	99	1	74	17	1	6	0	0	0	0	0	0	0	0
8:00 AM	104	0	81	18	2	3	0	0	0	0	0	0	0	0
9:00 AM	69	0	53	12	0	4	0	0	0	0	0	0	0	0
10:00 AM	54	1	43	10	0	0	0	0	0	0	0	0	0	0
11:00 AM	60	1	50	5	0	4	0	0	0	0	0	0	0	0
12:00 PM	79	1	56	14	0	8	0	0	0	0	0	0	0	0
1:00 PM	111	1	89	12	1	8	0	0	0	0	0	0	0	0
2:00 PM	82	2	58	15	2	3	0	0	2	0	0	0	0	0
3:00 PM	108	2	83	18	2	3	0	0	0	0	0	0	0	0
4:00 PM	116	1	91	18	1	5	0	0	0	0	0	0	0	0
5:00 PM	117	1	87	20	0	8	0	0	1	0	0	0	0	0
6:00 PM	111	1	95	14	0	1	0	0	0	0	0	0	0	0
7:00 PM	73	0	61	11	0	1	0	0	0	0	0	0	0	0
8:00 PM	45	0	34	9	0	2	0	0	0	0	0	0	0	0
9:00 PM	26	0	22	4	0	0	0	0	0	0	0	0	0	0
10:00 PM	20	0	17	3	0	0	0	0	0	0	0	0	0	0
11:00 PM	8	0	5	3	0	0	0	0	0	0	0	0	0	0
Total	1469	13	1151	227	10	65	0	0	3	0	0	0	0	0
%		0.9	78.4	15.5	0.7	4.4	0.0	0.0	0.2	0.0	0.0	0.0	0.0	0.0

Town : Northborough
 Road : Ridge Road
 Location : 100 Ridge Road

Site: 2021005(A)
 5/20/2021
 Thursday

Daily Classification

Combined Channels

Interval Start	Total	Motor Bikes	Cars & Trailers	2 Axle Long	Buses	2 Axle 6 Tire	3 Axle Single	4 Axle Single	<5 Axle Double	5 Axle Double	>6 Axle Double	<6 Axle Multi	6 Axle Multi	>6 Axle Multi
12:00 AM	15	0	14	1	0	0	0	0	0	0	0	0	0	0
1:00 AM	15	0	12	2	0	1	0	0	0	0	0	0	0	0
2:00 AM	4	1	2	0	0	1	0	0	0	0	0	0	0	0
3:00 AM	4	0	3	1	0	0	0	0	0	0	0	0	0	0
4:00 AM	21	0	17	3	0	1	0	0	0	0	0	0	0	0
5:00 AM	37	0	29	6	0	2	0	0	0	0	0	0	0	0
6:00 AM	76	0	57	13	1	5	0	0	0	0	0	0	0	0
7:00 AM	98	1	67	23	0	7	0	0	0	0	0	0	0	0
8:00 AM	95	0	73	17	2	3	0	0	0	0	0	0	0	0
9:00 AM	46	0	37	8	0	1	0	0	0	0	0	0	0	0
10:00 AM	54	0	40	9	0	4	0	0	1	0	0	0	0	0
11:00 AM	58	0	42	10	0	5	1	0	0	0	0	0	0	0
Total	523	2	393	93	3	30	1	0	1	0	0	0	0	0
%		0.4	75.1	17.8	0.6	5.7	0.2	0.0	0.2	0.0	0.0	0.0	0.0	0.0

Town : Northborough
 Road : Ridge Road
 Location : 100 Ridge Road

Site: 2021005b
 5/24/2021
 Monday

Daily Classification

Combined Channels

Interval Start	Total	Motor Bikes	Cars & Trailers	2 Axle Long	Buses	2 Axle 6 Tire	3 Axle Single	4 Axle Single	<5 Axle Double	5 Axle Double	>6 Axle Double	<6 Axle Multi	6 Axle Multi	>6 Axle Multi
12:00 AM	-	-	-	-	-	-	-	-	-	-	-	-	-	-
1:00 AM	-	-	-	-	-	-	-	-	-	-	-	-	-	-
2:00 AM	-	-	-	-	-	-	-	-	-	-	-	-	-	-
3:00 AM	-	-	-	-	-	-	-	-	-	-	-	-	-	-
4:00 AM	-	-	-	-	-	-	-	-	-	-	-	-	-	-
5:00 AM	-	-	-	-	-	-	-	-	-	-	-	-	-	-
6:00 AM	-	-	-	-	-	-	-	-	-	-	-	-	-	-
7:00 AM	-	-	-	-	-	-	-	-	-	-	-	-	-	-
8:00 AM	-	-	-	-	-	-	-	-	-	-	-	-	-	-
9:00 AM	-	-	-	-	-	-	-	-	-	-	-	-	-	-
10:00 AM	57	1	39	10	3	1	0	0	3	0	0	0	0	0
11:00 AM	53	0	38	11	1	3	0	0	0	0	0	0	0	0
12:00 PM	102	0	81	12	2	7	0	0	0	0	0	0	0	0
1:00 PM	88	2	65	17	0	3	0	0	1	0	0	0	0	0
2:00 PM	90	0	74	11	1	4	0	0	0	0	0	0	0	0
3:00 PM	88	0	65	16	0	6	0	0	1	0	0	0	0	0
4:00 PM	96	1	77	11	0	7	0	0	0	0	0	0	0	0
5:00 PM	116	0	91	20	0	5	0	0	0	0	0	0	0	0
6:00 PM	110	0	93	14	0	3	0	0	0	0	0	0	0	0
7:00 PM	73	0	58	10	0	5	0	0	0	0	0	0	0	0
8:00 PM	36	0	30	3	0	3	0	0	0	0	0	0	0	0
9:00 PM	30	0	26	4	0	0	0	0	0	0	0	0	0	0
10:00 PM	13	0	12	1	0	0	0	0	0	0	0	0	0	0
11:00 PM	15	0	10	5	0	0	0	0	0	0	0	0	0	0
Total	967	4	759	145	7	47	0	0	5	0	0	0	0	0
%		0.4	78.5	15.0	0.7	4.9	0.0	0.0	0.5	0.0	0.0	0.0	0.0	0.0

Town : Northborough
 Road : Ridge Road
 Location : 100 Ridge Road

Site: 2021005b
 5/25/2021
 Tuesday

Daily Classification

Combined Channels

Interval Start	Total	Motor Bikes	Cars & Trailers	2 Axle Long	Buses	2 Axle 6 Tire	3 Axle Single	4 Axle Single	<5 Axle Double	5 Axle Double	>6 Axle Double	<6 Axle Multi	6 Axle Multi	>6 Axle Multi
12:00 AM	11	0	11	0	0	0	0	0	0	0	0	0	0	0
1:00 AM	12	0	10	2	0	0	0	0	0	0	0	0	0	0
2:00 AM	2	0	2	0	0	0	0	0	0	0	0	0	0	0
3:00 AM	4	0	4	0	0	0	0	0	0	0	0	0	0	0
4:00 AM	19	0	12	4	0	3	0	0	0	0	0	0	0	0
5:00 AM	36	0	28	6	0	2	0	0	0	0	0	0	0	0
6:00 AM	88	1	59	16	1	10	0	0	0	1	0	0	0	0
7:00 AM	106	0	78	15	3	10	0	0	0	0	0	0	0	0
8:00 AM	104	2	78	17	2	4	0	0	1	0	0	0	0	0
9:00 AM	73	0	56	12	0	4	1	0	0	0	0	0	0	0
10:00 AM	40	0	31	8	0	1	0	0	0	0	0	0	0	0
11:00 AM	52	0	43	6	0	3	0	0	0	0	0	0	0	0
12:00 PM	62	0	48	12	0	1	1	0	0	0	0	0	0	0
1:00 PM	93	0	76	11	0	6	0	0	0	0	0	0	0	0
2:00 PM	120	1	87	20	4	8	0	0	0	0	0	0	0	0
3:00 PM	113	2	80	18	2	11	0	0	0	0	0	0	0	0
4:00 PM	129	1	105	15	0	8	0	0	0	0	0	0	0	0
5:00 PM	102	1	79	18	0	4	0	0	0	0	0	0	0	0
6:00 PM	124	1	109	13	0	1	0	0	0	0	0	0	0	0
7:00 PM	75	0	63	10	0	2	0	0	0	0	0	0	0	0
8:00 PM	57	0	50	4	0	3	0	0	0	0	0	0	0	0
9:00 PM	28	0	26	2	0	0	0	0	0	0	0	0	0	0
10:00 PM	24	0	22	2	0	0	0	0	0	0	0	0	0	0
11:00 PM	17	0	13	3	0	1	0	0	0	0	0	0	0	0
Total	1491	9	1170	214	12	82	2	0	1	1	0	0	0	0
%		0.6	78.5	14.4	0.8	5.5	0.1	0.0	0.1	0.1	0.0	0.0	0.0	0.0

Town : Northborough
 Road : Ridge Road
 Location : 100 Ridge Road

Site: 2021005b
 5/26/2021
 Wednesday

Daily Classification

Combined Channels

Interval Start	Total	Motor Bikes	Cars & Trailers	2 Axle Long	Buses	2 Axle 6 Tire	3 Axle Single	4 Axle Single	<5 Axle Double	5 Axle Double	>6 Axle Double	<6 Axle Multi	6 Axle Multi	>6 Axle Multi
12:00 AM	15	0	15	0	0	0	0	0	0	0	0	0	0	0
1:00 AM	12	0	9	3	0	0	0	0	0	0	0	0	0	0
2:00 AM	1	0	1	0	0	0	0	0	0	0	0	0	0	0
3:00 AM	7	0	5	1	0	1	0	0	0	0	0	0	0	0
4:00 AM	19	0	12	4	0	3	0	0	0	0	0	0	0	0
5:00 AM	38	0	29	5	0	4	0	0	0	0	0	0	0	0
6:00 AM	75	0	65	8	1	1	0	0	0	0	0	0	0	0
7:00 AM	106	1	80	19	3	3	0	0	0	0	0	0	0	0
8:00 AM	101	0	81	11	2	6	0	0	1	0	0	0	0	0
9:00 AM	65	0	50	15	0	0	0	0	0	0	0	0	0	0
10:00 AM	61	0	45	11	0	5	0	0	0	0	0	0	0	0
11:00 AM	46	0	38	8	0	0	0	0	0	0	0	0	0	0
12:00 PM	66	0	49	12	0	5	0	0	0	0	0	0	0	0
1:00 PM	81	0	63	14	0	4	0	0	0	0	0	0	0	0
2:00 PM	115	1	84	20	3	7	0	0	0	0	0	0	0	0
3:00 PM	104	1	77	14	2	9	0	0	1	0	0	0	0	0
4:00 PM	92	1	73	12	0	6	0	0	0	0	0	0	0	0
5:00 PM	119	1	100	13	0	5	0	0	0	0	0	0	0	0
6:00 PM	111	0	89	16	0	5	0	0	1	0	0	0	0	0
7:00 PM	89	0	73	14	0	2	0	0	0	0	0	0	0	0
8:00 PM	42	0	28	10	0	4	0	0	0	0	0	0	0	0
9:00 PM	34	0	30	2	0	1	0	0	1	0	0	0	0	0
10:00 PM	12	0	11	0	0	1	0	0	0	0	0	0	0	0
11:00 PM	9	0	6	3	0	0	0	0	0	0	0	0	0	0
Total	1420	5	1113	215	11	72	0	0	4	0	0	0	0	0
%		0.4	78.4	15.1	0.8	5.1	0.0	0.0	0.3	0.0	0.0	0.0	0.0	0.0

Town : Northborough
 Road : Ridge Road
 Location : 100 Ridge Road

Site: 2021005b
 5/27/2021
 Thursday

Daily Classification

Combined Channels

Interval Start	Total	Motor Bikes	Cars & Trailers	2 Axle Long	Buses	2 Axle 6 Tire	3 Axle Single	4 Axle Single	<5 Axle Double	5 Axle Double	>6 Axle Double	<6 Axle Multi	6 Axle Multi	>6 Axle Multi
12:00 AM	17	0	15	1	0	0	0	0	0	1	0	0	0	0
1:00 AM	10	0	6	3	0	0	0	0	0	1	0	0	0	0
2:00 AM	3	0	2	0	0	1	0	0	0	0	0	0	0	0
3:00 AM	5	0	4	1	0	0	0	0	0	0	0	0	0	0
4:00 AM	14	0	10	1	0	3	0	0	0	0	0	0	0	0
5:00 AM	35	0	27	4	0	4	0	0	0	0	0	0	0	0
6:00 AM	91	0	69	12	2	8	0	0	0	0	0	0	0	0
7:00 AM	112	1	82	21	2	6	0	0	0	0	0	0	0	0
8:00 AM	90	1	67	17	2	2	0	0	1	0	0	0	0	0
9:00 AM	62	0	45	13	0	3	1	0	0	0	0	0	0	0
10:00 AM	56	0	38	11	0	7	0	0	0	0	0	0	0	0
11:00 AM	53	0	40	9	0	4	0	0	0	0	0	0	0	0
12:00 PM	61	1	49	11	0	0	0	0	0	0	0	0	0	0
1:00 PM	96	0	72	19	0	5	0	0	0	0	0	0	0	0
2:00 PM	128	1	97	21	3	6	0	0	0	0	0	0	0	0
3:00 PM	102	0	81	10	2	9	0	0	0	0	0	0	0	0
4:00 PM	106	0	82	17	0	7	0	0	0	0	0	0	0	0
5:00 PM	133	0	104	24	0	4	0	0	1	0	0	0	0	0
6:00 PM	112	2	86	16	0	6	0	0	2	0	0	0	0	0
7:00 PM	85	0	70	11	0	4	0	0	0	0	0	0	0	0
8:00 PM	55	0	43	7	0	4	0	0	1	0	0	0	0	0
9:00 PM	29	0	25	3	0	1	0	0	0	0	0	0	0	0
10:00 PM	33	0	33	0	0	0	0	0	0	0	0	0	0	0
11:00 PM	14	0	11	2	0	1	0	0	0	0	0	0	0	0
Total	1502	6	1158	234	11	85	1	0	5	2	0	0	0	0
%		0.4	77.1	15.6	0.7	5.7	0.1	0.0	0.3	0.1	0.0	0.0	0.0	0.0

Town : Northborough
 Road : Ridge Road
 Location : 100 Ridge Road

Site: 2021005b
 5/28/2021
 Friday

Daily Classification

Combined Channels

Interval Start	Total	Motor Bikes	Cars & Trailers	2 Axle Long	Buses	2 Axle 6 Tire	3 Axle Single	4 Axle Single	<5 Axle Double	5 Axle Double	>6 Axle Double	<6 Axle Multi	6 Axle Multi	>6 Axle Multi
12:00 AM	25	0	22	3	0	0	0	0	0	0	0	0	0	0
1:00 AM	12	0	11	1	0	0	0	0	0	0	0	0	0	0
2:00 AM	6	0	5	1	0	0	0	0	0	0	0	0	0	0
3:00 AM	3	0	3	0	0	0	0	0	0	0	0	0	0	0
4:00 AM	21	0	15	2	0	4	0	0	0	0	0	0	0	0
5:00 AM	25	0	18	6	0	1	0	0	0	0	0	0	0	0
6:00 AM	78	0	53	15	1	8	0	0	0	1	0	0	0	0
7:00 AM	85	0	65	12	3	5	0	0	0	0	0	0	0	0
8:00 AM	89	0	68	16	2	3	0	0	0	0	0	0	0	0
9:00 AM	64	0	52	11	1	0	0	0	0	0	0	0	0	0
10:00 AM	68	0	49	9	0	9	1	0	0	0	0	0	0	0
11:00 AM	78	0	62	13	0	3	0	0	0	0	0	0	0	0
12:00 PM	71	0	58	11	0	1	0	0	1	0	0	0	0	0
1:00 PM	88	0	64	18	0	6	0	0	0	0	0	0	0	0
2:00 PM	136	0	106	22	3	5	0	0	0	0	0	0	0	0
3:00 PM	117	0	86	22	2	7	0	0	0	0	0	0	0	0
4:00 PM	117	0	87	21	0	9	0	0	0	0	0	0	0	0
5:00 PM	86	0	72	12	0	2	0	0	0	0	0	0	0	0
6:00 PM	94	0	81	11	0	2	0	0	0	0	0	0	0	0
7:00 PM	65	0	51	10	0	4	0	0	0	0	0	0	0	0
8:00 PM	47	0	38	6	1	2	0	0	0	0	0	0	0	0
9:00 PM	16	0	14	2	0	0	0	0	0	0	0	0	0	0
10:00 PM	9	0	8	1	0	0	0	0	0	0	0	0	0	0
11:00 PM	16	0	12	2	0	2	0	0	0	0	0	0	0	0
Total	1416	0	1100	227	13	73	1	0	1	1	0	0	0	0
%		0.0	77.7	16.0	0.9	5.2	0.1	0.0	0.1	0.1	0.0	0.0	0.0	0.0

Town : Northborough
 Road : Ridge Road
 Location : 100 Ridge Road

Site: 2021005b
 5/29/2021
 Saturday

Daily Classification

Combined Channels

Interval Start	Total	Motor Bikes	Cars & Trailers	2 Axle Long	Buses	2 Axle 6 Tire	3 Axle Single	4 Axle Single	<5 Axle Double	5 Axle Double	>6 Axle Double	<6 Axle Multi	6 Axle Multi	>6 Axle Multi
12:00 AM	19	0	17	2	0	0	0	0	0	0	0	0	0	0
1:00 AM	6	0	4	2	0	0	0	0	0	0	0	0	0	0
2:00 AM	4	0	2	2	0	0	0	0	0	0	0	0	0	0
3:00 AM	2	0	2	0	0	0	0	0	0	0	0	0	0	0
4:00 AM	2	0	2	0	0	0	0	0	0	0	0	0	0	0
5:00 AM	25	0	21	1	0	3	0	0	0	0	0	0	0	0
6:00 AM	23	0	17	5	0	1	0	0	0	0	0	0	0	0
7:00 AM	22	0	18	3	0	1	0	0	0	0	0	0	0	0
8:00 AM	33	0	26	5	0	2	0	0	0	0	0	0	0	0
9:00 AM	34	0	27	5	0	2	0	0	0	0	0	0	0	0
10:00 AM	50	0	37	10	0	3	0	0	0	0	0	0	0	0
11:00 AM	48	0	38	9	0	1	0	0	0	0	0	0	0	0
12:00 PM	48	0	37	8	0	3	0	0	0	0	0	0	0	0
1:00 PM	61	0	50	8	0	3	0	0	0	0	0	0	0	0
2:00 PM	38	0	34	3	0	1	0	0	0	0	0	0	0	0
3:00 PM	33	0	24	7	0	2	0	0	0	0	0	0	0	0
4:00 PM	37	0	29	6	1	1	0	0	0	0	0	0	0	0
5:00 PM	37	0	25	10	0	2	0	0	0	0	0	0	0	0
6:00 PM	34	0	24	5	0	5	0	0	0	0	0	0	0	0
7:00 PM	25	0	18	6	0	1	0	0	0	0	0	0	0	0
8:00 PM	13	0	12	0	0	1	0	0	0	0	0	0	0	0
9:00 PM	21	0	14	5	0	2	0	0	0	0	0	0	0	0
10:00 PM	17	0	15	2	0	0	0	0	0	0	0	0	0	0
11:00 PM	13	0	12	0	0	1	0	0	0	0	0	0	0	0
Total	645	0	505	104	1	35	0	0	0	0	0	0	0	0
%		0.0	78.3	16.1	0.2	5.4	0.0	0.0	0.0	0.0	0.0	0.0	0.0	0.0

Town : Northborough
 Road : Ridge Road
 Location : 100 Ridge Road

Site: 2021005b
 5/30/2021
 Sunday

Daily Classification

Combined Channels

Interval Start	Total	Motor Bikes	Cars & Trailers	2 Axle Long	Buses	2 Axle 6 Tire	3 Axle Single	4 Axle Single	<5 Axle Double	5 Axle Double	>6 Axle Double	<6 Axle Multi	6 Axle Multi	>6 Axle Multi
12:00 AM	6	0	6	0	0	0	0	0	0	0	0	0	0	0
1:00 AM	6	0	4	2	0	0	0	0	0	0	0	0	0	0
2:00 AM	3	0	1	2	0	0	0	0	0	0	0	0	0	0
3:00 AM	2	0	1	1	0	0	0	0	0	0	0	0	0	0
4:00 AM	0	0	0	0	0	0	0	0	0	0	0	0	0	0
5:00 AM	4	0	3	1	0	0	0	0	0	0	0	0	0	0
6:00 AM	14	0	10	3	0	1	0	0	0	0	0	0	0	0
7:00 AM	13	0	11	1	0	1	0	0	0	0	0	0	0	0
8:00 AM	10	0	8	2	0	0	0	0	0	0	0	0	0	0
9:00 AM	28	0	22	5	0	1	0	0	0	0	0	0	0	0
10:00 AM	43	0	32	6	0	5	0	0	0	0	0	0	0	0
11:00 AM	39	0	32	6	0	1	0	0	0	0	0	0	0	0
12:00 PM	43	0	35	7	0	1	0	0	0	0	0	0	0	0
1:00 PM	55	0	45	10	0	0	0	0	0	0	0	0	0	0
2:00 PM	43	0	29	11	0	3	0	0	0	0	0	0	0	0
3:00 PM	37	0	27	10	0	0	0	0	0	0	0	0	0	0
4:00 PM	31	0	24	7	0	0	0	0	0	0	0	0	0	0
5:00 PM	34	0	32	2	0	0	0	0	0	0	0	0	0	0
6:00 PM	31	0	24	5	0	2	0	0	0	0	0	0	0	0
7:00 PM	31	0	23	6	0	2	0	0	0	0	0	0	0	0
8:00 PM	19	0	16	3	0	0	0	0	0	0	0	0	0	0
9:00 PM	10	0	9	1	0	0	0	0	0	0	0	0	0	0
10:00 PM	16	0	14	2	0	0	0	0	0	0	0	0	0	0
11:00 PM	11	0	8	2	0	1	0	0	0	0	0	0	0	0
Total	529	0	416	95	0	18	0	0	0	0	0	0	0	0
%		0.0	78.6	18.0	0.0	3.4	0.0	0.0	0.0	0.0	0.0	0.0	0.0	0.0

Town : Northborough
 Road : Ridge Road
 Location : 100 Ridge Road

Site: 2021005b
 5/31/2021
 Monday

Daily Classification

Combined Channels

Interval Start	Total	Motor Bikes	Cars & Trailers	2 Axle Long	Buses	2 Axle 6 Tire	3 Axle Single	4 Axle Single	<5 Axle Double	5 Axle Double	>6 Axle Double	<6 Axle Multi	6 Axle Multi	>6 Axle Multi
12:00 AM	2	0	2	0	0	0	0	0	0	0	0	0	0	0
1:00 AM	5	0	5	0	0	0	0	0	0	0	0	0	0	0
2:00 AM	3	0	2	1	0	0	0	0	0	0	0	0	0	0
3:00 AM	2	0	2	0	0	0	0	0	0	0	0	0	0	0
4:00 AM	1	0	0	1	0	0	0	0	0	0	0	0	0	0
5:00 AM	10	0	8	1	0	1	0	0	0	0	0	0	0	0
6:00 AM	11	0	8	3	0	0	0	0	0	0	0	0	0	0
7:00 AM	8	0	5	2	0	1	0	0	0	0	0	0	0	0
8:00 AM	18	0	14	4	0	0	0	0	0	0	0	0	0	0
9:00 AM	28	0	19	8	0	1	0	0	0	0	0	0	0	0
10:00 AM	23	1	18	4	0	0	0	0	0	0	0	0	0	0
11:00 AM	56	0	43	10	0	3	0	0	0	0	0	0	0	0
12:00 PM	49	0	35	12	0	2	0	0	0	0	0	0	0	0
1:00 PM	81	0	68	12	0	1	0	0	0	0	0	0	0	0
2:00 PM	62	0	47	10	0	5	0	0	0	0	0	0	0	0
3:00 PM	43	0	34	6	0	3	0	0	0	0	0	0	0	0
4:00 PM	57	0	45	7	1	3	0	0	1	0	0	0	0	0
5:00 PM	47	0	31	12	0	4	0	0	0	0	0	0	0	0
6:00 PM	72	0	65	5	0	1	0	0	1	0	0	0	0	0
7:00 PM	42	0	32	8	0	2	0	0	0	0	0	0	0	0
8:00 PM	26	0	21	5	0	0	0	0	0	0	0	0	0	0
9:00 PM	20	0	17	3	0	0	0	0	0	0	0	0	0	0
10:00 PM	11	0	11	0	0	0	0	0	0	0	0	0	0	0
11:00 PM	16	0	12	3	0	1	0	0	0	0	0	0	0	0
Total	693	1	544	117	1	28	0	0	2	0	0	0	0	0
%		0.1	78.5	16.9	0.1	4.0	0.0	0.0	0.3	0.0	0.0	0.0	0.0	0.0

Town : Northborough
 Road : Ridge Road
 Location : 100 Ridge Road

Site: 2021005b
 6/1/2021
 Tuesday

Daily Classification

Combined Channels

Interval Start	Total	Motor Bikes	Cars & Trailers	2 Axle Long	Buses	2 Axle 6 Tire	3 Axle Single	4 Axle Single	<5 Axle Double	5 Axle Double	>6 Axle Double	<6 Axle Multi	6 Axle Multi	>6 Axle Multi
12:00 AM	14	0	11	2	0	0	0	0	0	1	0	0	0	0
1:00 AM	9	0	7	2	0	0	0	0	0	0	0	0	0	0
2:00 AM	4	0	2	1	0	1	0	0	0	0	0	0	0	0
3:00 AM	2	0	2	0	0	0	0	0	0	0	0	0	0	0
4:00 AM	17	0	10	4	0	3	0	0	0	0	0	0	0	0
5:00 AM	41	0	33	5	0	2	0	0	1	0	0	0	0	0
6:00 AM	94	0	69	15	1	9	0	0	0	0	0	0	0	0
7:00 AM	105	1	80	19	3	2	0	0	0	0	0	0	0	0
8:00 AM	99	0	70	20	3	4	2	0	0	0	0	0	0	0
Total	385	1	284	68	7	21	2	0	1	1	0	0	0	0
%		0.3	73.8	17.7	1.8	5.5	0.5	0.0	0.3	0.3	0.0	0.0	0.0	0.0

Town : Northborough
 Road : Ridge Road
 Location : 100 Ridge Road

Site: 2021005(A)
 5/17/2021
 Monday

Daily Classification

NB

Interval Start	Total	Motor Bikes	Cars & Trailers	2 Axle Long	Buses	2 Axle 6 Tire	3 Axle Single	4 Axle Single	<5 Axle Double	5 Axle Double	>6 Axle Double	<6 Axle Multi	6 Axle Multi	>6 Axle Multi
12:00 AM	-	-	-	-	-	-	-	-	-	-	-	-	-	-
1:00 AM	-	-	-	-	-	-	-	-	-	-	-	-	-	-
2:00 AM	-	-	-	-	-	-	-	-	-	-	-	-	-	-
3:00 AM	-	-	-	-	-	-	-	-	-	-	-	-	-	-
4:00 AM	-	-	-	-	-	-	-	-	-	-	-	-	-	-
5:00 AM	-	-	-	-	-	-	-	-	-	-	-	-	-	-
6:00 AM	-	-	-	-	-	-	-	-	-	-	-	-	-	-
7:00 AM	-	-	-	-	-	-	-	-	-	-	-	-	-	-
8:00 AM	-	-	-	-	-	-	-	-	-	-	-	-	-	-
9:00 AM	-	-	-	-	-	-	-	-	-	-	-	-	-	-
10:00 AM	-	-	-	-	-	-	-	-	-	-	-	-	-	-
11:00 AM	-	-	-	-	-	-	-	-	-	-	-	-	-	-
12:00 PM	46	0	41	4	0	1	0	0	0	0	0	0	0	0
1:00 PM	60	0	48	8	0	4	0	0	0	0	0	0	0	0
2:00 PM	65	0	50	12	1	2	0	0	0	0	0	0	0	0
3:00 PM	40	0	29	8	1	2	0	0	0	0	0	0	0	0
4:00 PM	26	0	17	6	0	3	0	0	0	0	0	0	0	0
5:00 PM	30	0	20	10	0	0	0	0	0	0	0	0	0	0
6:00 PM	41	0	36	4	0	1	0	0	0	0	0	0	0	0
7:00 PM	45	0	38	7	0	0	0	0	0	0	0	0	0	0
8:00 PM	25	0	23	1	0	1	0	0	0	0	0	0	0	0
9:00 PM	13	0	13	0	0	0	0	0	0	0	0	0	0	0
10:00 PM	5	0	5	0	0	0	0	0	0	0	0	0	0	0
11:00 PM	9	0	7	2	0	0	0	0	0	0	0	0	0	0
Total	405	0	327	62	2	14	0	0	0	0	0	0	0	0
%		0.0	80.7	15.3	0.5	3.5	0.0	0.0	0.0	0.0	0.0	0.0	0.0	0.0

Town : Northborough
 Road : Ridge Road
 Location : 100 Ridge Road

Site: 2021005(A)
 5/18/2021
 Tuesday

Daily Classification

NB

Interval Start	Total	Motor Bikes	Cars & Trailers	2 Axle Long	Buses	2 Axle 6 Tire	3 Axle Single	4 Axle Single	<5 Axle Double	5 Axle Double	>6 Axle Double	<6 Axle Multi	6 Axle Multi	>6 Axle Multi
12:00 AM	7	0	7	0	0	0	0	0	0	0	0	0	0	0
1:00 AM	3	0	3	0	0	0	0	0	0	0	0	0	0	0
2:00 AM	1	0	1	0	0	0	0	0	0	0	0	0	0	0
3:00 AM	0	0	0	0	0	0	0	0	0	0	0	0	0	0
4:00 AM	15	0	12	2	0	1	0	0	0	0	0	0	0	0
5:00 AM	27	0	21	5	0	1	0	0	0	0	0	0	0	0
6:00 AM	65	0	47	13	2	3	0	0	0	0	0	0	0	0
7:00 AM	60	0	40	16	0	4	0	0	0	0	0	0	0	0
8:00 AM	84	0	66	14	1	3	0	0	0	0	0	0	0	0
9:00 AM	44	0	32	9	0	2	0	0	0	1	0	0	0	0
10:00 AM	35	1	26	6	0	2	0	0	0	0	0	0	0	0
11:00 AM	33	0	26	4	1	2	0	0	0	0	0	0	0	0
12:00 PM	46	0	41	4	0	1	0	0	0	0	0	0	0	0
1:00 PM	69	0	58	9	0	2	0	0	0	0	0	0	0	0
2:00 PM	57	1	41	9	2	4	0	0	0	0	0	0	0	0
3:00 PM	34	0	25	7	1	1	0	0	0	0	0	0	0	0
4:00 PM	40	0	31	6	0	3	0	0	0	0	0	0	0	0
5:00 PM	30	1	23	5	1	0	0	0	0	0	0	0	0	0
6:00 PM	41	0	36	2	0	2	0	0	1	0	0	0	0	0
7:00 PM	42	0	32	8	0	2	0	0	0	0	0	0	0	0
8:00 PM	26	0	24	1	0	1	0	0	0	0	0	0	0	0
9:00 PM	11	0	11	0	0	0	0	0	0	0	0	0	0	0
10:00 PM	9	0	9	0	0	0	0	0	0	0	0	0	0	0
11:00 PM	9	0	7	2	0	0	0	0	0	0	0	0	0	0
Total	788	3	619	122	8	34	0	0	1	1	0	0	0	0
%		0.4	78.6	15.5	1.0	4.3	0.0	0.0	0.1	0.1	0.0	0.0	0.0	0.0

Town : Northborough
 Road : Ridge Road
 Location : 100 Ridge Road

Site: 2021005(A)
 5/19/2021
 Wednesday

Daily Classification

NB

Interval Start	Total	Motor Bikes	Cars & Trailers	2 Axle Long	Buses	2 Axle 6 Tire	3 Axle Single	4 Axle Single	<5 Axle Double	5 Axle Double	>6 Axle Double	<6 Axle Multi	6 Axle Multi	>6 Axle Multi
12:00 AM	4	0	4	0	0	0	0	0	0	0	0	0	0	0
1:00 AM	5	0	5	0	0	0	0	0	0	0	0	0	0	0
2:00 AM	1	0	1	0	0	0	0	0	0	0	0	0	0	0
3:00 AM	2	0	1	1	0	0	0	0	0	0	0	0	0	0
4:00 AM	15	0	11	2	0	2	0	0	0	0	0	0	0	0
5:00 AM	30	0	23	5	0	2	0	0	0	0	0	0	0	0
6:00 AM	62	0	48	10	1	3	0	0	0	0	0	0	0	0
7:00 AM	66	1	48	13	0	4	0	0	0	0	0	0	0	0
8:00 AM	81	0	63	14	1	3	0	0	0	0	0	0	0	0
9:00 AM	49	0	40	6	0	3	0	0	0	0	0	0	0	0
10:00 AM	39	1	32	6	0	0	0	0	0	0	0	0	0	0
11:00 AM	33	1	28	3	0	1	0	0	0	0	0	0	0	0
12:00 PM	46	0	33	9	0	4	0	0	0	0	0	0	0	0
1:00 PM	67	1	55	7	0	4	0	0	0	0	0	0	0	0
2:00 PM	44	2	33	8	1	0	0	0	0	0	0	0	0	0
3:00 PM	36	0	27	8	1	0	0	0	0	0	0	0	0	0
4:00 PM	45	1	34	9	0	1	0	0	0	0	0	0	0	0
5:00 PM	33	0	25	6	0	2	0	0	0	0	0	0	0	0
6:00 PM	47	1	41	4	0	1	0	0	0	0	0	0	0	0
7:00 PM	36	0	28	7	0	1	0	0	0	0	0	0	0	0
8:00 PM	28	0	21	6	0	1	0	0	0	0	0	0	0	0
9:00 PM	12	0	9	3	0	0	0	0	0	0	0	0	0	0
10:00 PM	9	0	9	0	0	0	0	0	0	0	0	0	0	0
11:00 PM	5	0	3	2	0	0	0	0	0	0	0	0	0	0
Total	795	8	622	129	4	32	0	0	0	0	0	0	0	0
%		1.0	78.2	16.2	0.5	4.0	0.0	0.0	0.0	0.0	0.0	0.0	0.0	0.0

Town : Northborough
 Road : Ridge Road
 Location : 100 Ridge Road

Site: 2021005(A)
 5/20/2021
 Thursday

Daily Classification

NB

Interval Start	Total	Motor Bikes	Cars & Trailers	2 Axle Long	Buses	2 Axle 6 Tire	3 Axle Single	4 Axle Single	<5 Axle Double	5 Axle Double	>6 Axle Double	<6 Axle Multi	6 Axle Multi	>6 Axle Multi
12:00 AM	5	0	5	0	0	0	0	0	0	0	0	0	0	0
1:00 AM	3	0	3	0	0	0	0	0	0	0	0	0	0	0
2:00 AM	1	0	1	0	0	0	0	0	0	0	0	0	0	0
3:00 AM	3	0	2	1	0	0	0	0	0	0	0	0	0	0
4:00 AM	16	0	12	3	0	1	0	0	0	0	0	0	0	0
5:00 AM	28	0	20	6	0	2	0	0	0	0	0	0	0	0
6:00 AM	58	0	44	11	1	2	0	0	0	0	0	0	0	0
7:00 AM	66	1	43	17	0	5	0	0	0	0	0	0	0	0
8:00 AM	70	0	54	13	1	2	0	0	0	0	0	0	0	0
9:00 AM	38	0	30	7	0	1	0	0	0	0	0	0	0	0
10:00 AM	37	0	29	5	0	2	0	0	1	0	0	0	0	0
11:00 AM	36	0	29	4	0	2	1	0	0	0	0	0	0	0
Total	361	1	272	67	2	17	1	0	1	0	0	0	0	0
%		0.3	75.3	18.6	0.6	4.7	0.3	0.0	0.3	0.0	0.0	0.0	0.0	0.0

Town : Northborough
 Road : Ridge Road
 Location : 100 Ridge Road

Site: 2021005(A)
 5/17/2021
 Monday

Daily Classification

SB

Interval Start	Total	Motor Bikes	Cars & Trailers	2 Axle Long	Buses	2 Axle 6 Tire	3 Axle Single	4 Axle Single	<5 Axle Double	5 Axle Double	>6 Axle Double	<6 Axle Multi	6 Axle Multi	>6 Axle Multi
12:00 AM	-	-	-	-	-	-	-	-	-	-	-	-	-	-
1:00 AM	-	-	-	-	-	-	-	-	-	-	-	-	-	-
2:00 AM	-	-	-	-	-	-	-	-	-	-	-	-	-	-
3:00 AM	-	-	-	-	-	-	-	-	-	-	-	-	-	-
4:00 AM	-	-	-	-	-	-	-	-	-	-	-	-	-	-
5:00 AM	-	-	-	-	-	-	-	-	-	-	-	-	-	-
6:00 AM	-	-	-	-	-	-	-	-	-	-	-	-	-	-
7:00 AM	-	-	-	-	-	-	-	-	-	-	-	-	-	-
8:00 AM	-	-	-	-	-	-	-	-	-	-	-	-	-	-
9:00 AM	-	-	-	-	-	-	-	-	-	-	-	-	-	-
10:00 AM	-	-	-	-	-	-	-	-	-	-	-	-	-	-
11:00 AM	-	-	-	-	-	-	-	-	-	-	-	-	-	-
12:00 PM	24	0	15	6	0	3	0	0	0	0	0	0	0	0
1:00 PM	28	0	22	3	0	3	0	0	0	0	0	0	0	0
2:00 PM	52	0	37	11	1	3	0	0	0	0	0	0	0	0
3:00 PM	75	1	57	11	1	5	0	0	0	0	0	0	0	0
4:00 PM	60	0	49	6	0	5	0	0	0	0	0	0	0	0
5:00 PM	67	0	54	10	0	3	0	0	0	0	0	0	0	0
6:00 PM	49	0	39	6	0	4	0	0	0	0	0	0	0	0
7:00 PM	43	0	37	6	0	0	0	0	0	0	0	0	0	0
8:00 PM	8	0	7	0	0	1	0	0	0	0	0	0	0	0
9:00 PM	9	0	9	0	0	0	0	0	0	0	0	0	0	0
10:00 PM	8	0	7	1	0	0	0	0	0	0	0	0	0	0
11:00 PM	8	0	6	1	0	1	0	0	0	0	0	0	0	0
Total	431	1	339	61	2	28	0	0	0	0	0	0	0	0
%		0.2	78.7	14.2	0.5	6.5	0.0	0.0	0.0	0.0	0.0	0.0	0.0	0.0

Town : Northborough
 Road : Ridge Road
 Location : 100 Ridge Road

Site: 2021005(A)
 5/18/2021
 Tuesday

Daily Classification

SB

Interval Start	Total	Motor Bikes	Cars & Trailers	2 Axle Long	Buses	2 Axle 6 Tire	3 Axle Single	4 Axle Single	<5 Axle Double	5 Axle Double	>6 Axle Double	<6 Axle Multi	6 Axle Multi	>6 Axle Multi
12:00 AM	11	0	10	1	0	0	0	0	0	0	0	0	0	0
1:00 AM	12	0	10	1	0	1	0	0	0	0	0	0	0	0
2:00 AM	3	0	2	0	0	1	0	0	0	0	0	0	0	0
3:00 AM	5	0	5	0	0	0	0	0	0	0	0	0	0	0
4:00 AM	5	0	3	1	0	1	0	0	0	0	0	0	0	0
5:00 AM	14	0	12	1	0	1	0	0	0	0	0	0	0	0
6:00 AM	14	0	11	3	0	0	0	0	0	0	0	0	0	0
7:00 AM	41	0	33	3	2	3	0	0	0	0	0	0	0	0
8:00 AM	22	0	18	1	3	0	0	0	0	0	0	0	0	0
9:00 AM	12	0	7	5	0	0	0	0	0	0	0	0	0	0
10:00 AM	17	1	12	4	0	0	0	0	0	0	0	0	0	0
11:00 AM	28	0	22	4	0	2	0	0	0	0	0	0	0	0
12:00 PM	38	0	33	4	0	1	0	0	0	0	0	0	0	0
1:00 PM	31	0	26	2	0	3	0	0	0	0	0	0	0	0
2:00 PM	46	0	29	12	1	4	0	0	0	0	0	0	0	0
3:00 PM	76	0	50	18	1	7	0	0	0	0	0	0	0	0
4:00 PM	67	1	51	9	1	4	0	0	1	0	0	0	0	0
5:00 PM	73	0	57	10	1	5	0	0	0	0	0	0	0	0
6:00 PM	60	0	52	7	0	1	0	0	0	0	0	0	0	0
7:00 PM	27	0	21	5	0	1	0	0	0	0	0	0	0	0
8:00 PM	17	0	14	2	0	1	0	0	0	0	0	0	0	0
9:00 PM	11	0	9	2	0	0	0	0	0	0	0	0	0	0
10:00 PM	8	0	8	0	0	0	0	0	0	0	0	0	0	0
11:00 PM	6	0	5	1	0	0	0	0	0	0	0	0	0	0
Total	644	2	500	96	9	36	0	0	1	0	0	0	0	0
%		0.3	77.6	14.9	1.4	5.6	0.0	0.0	0.2	0.0	0.0	0.0	0.0	0.0

Town : Northborough
 Road : Ridge Road
 Location : 100 Ridge Road

Site: 2021005(A)
 5/19/2021
 Wednesday

Daily Classification

SB

Interval Start	Total	Motor Bikes	Cars & Trailers	2 Axle Long	Buses	2 Axle 6 Tire	3 Axle Single	4 Axle Single	<5 Axle Double	5 Axle Double	>6 Axle Double	<6 Axle Multi	6 Axle Multi	>6 Axle Multi
12:00 AM	15	0	13	2	0	0	0	0	0	0	0	0	0	0
1:00 AM	12	0	10	2	0	0	0	0	0	0	0	0	0	0
2:00 AM	4	1	3	0	0	0	0	0	0	0	0	0	0	0
3:00 AM	3	0	3	0	0	0	0	0	0	0	0	0	0	0
4:00 AM	8	0	7	0	0	1	0	0	0	0	0	0	0	0
5:00 AM	10	0	9	1	0	0	0	0	0	0	0	0	0	0
6:00 AM	16	0	14	1	0	1	0	0	0	0	0	0	0	0
7:00 AM	33	0	26	4	1	2	0	0	0	0	0	0	0	0
8:00 AM	23	0	18	4	1	0	0	0	0	0	0	0	0	0
9:00 AM	20	0	13	6	0	1	0	0	0	0	0	0	0	0
10:00 AM	15	0	11	4	0	0	0	0	0	0	0	0	0	0
11:00 AM	27	0	22	2	0	3	0	0	0	0	0	0	0	0
12:00 PM	33	1	23	5	0	4	0	0	0	0	0	0	0	0
1:00 PM	44	0	34	5	1	4	0	0	0	0	0	0	0	0
2:00 PM	38	0	25	7	1	3	0	0	2	0	0	0	0	0
3:00 PM	72	2	56	10	1	3	0	0	0	0	0	0	0	0
4:00 PM	71	0	57	9	1	4	0	0	0	0	0	0	0	0
5:00 PM	84	1	62	14	0	6	0	0	1	0	0	0	0	0
6:00 PM	64	0	54	10	0	0	0	0	0	0	0	0	0	0
7:00 PM	37	0	33	4	0	0	0	0	0	0	0	0	0	0
8:00 PM	17	0	13	3	0	1	0	0	0	0	0	0	0	0
9:00 PM	14	0	13	1	0	0	0	0	0	0	0	0	0	0
10:00 PM	11	0	8	3	0	0	0	0	0	0	0	0	0	0
11:00 PM	3	0	2	1	0	0	0	0	0	0	0	0	0	0
Total	674	5	529	98	6	33	0	0	3	0	0	0	0	0
%		0.7	78.5	14.5	0.9	4.9	0.0	0.0	0.4	0.0	0.0	0.0	0.0	0.0

Town : Northborough
 Road : Ridge Road
 Location : 100 Ridge Road

Site: 2021005(A)
 5/20/2021
 Thursday

Daily Classification

SB

Interval Start	Total	Motor Bikes	Cars & Trailers	2 Axle Long	Buses	2 Axle 6 Tire	3 Axle Single	4 Axle Single	<5 Axle Double	5 Axle Double	>6 Axle Double	<6 Axle Multi	6 Axle Multi	>6 Axle Multi
12:00 AM	10	0	9	1	0	0	0	0	0	0	0	0	0	0
1:00 AM	12	0	9	2	0	1	0	0	0	0	0	0	0	0
2:00 AM	3	1	1	0	0	1	0	0	0	0	0	0	0	0
3:00 AM	1	0	1	0	0	0	0	0	0	0	0	0	0	0
4:00 AM	5	0	5	0	0	0	0	0	0	0	0	0	0	0
5:00 AM	9	0	9	0	0	0	0	0	0	0	0	0	0	0
6:00 AM	18	0	13	2	0	3	0	0	0	0	0	0	0	0
7:00 AM	32	0	24	6	0	2	0	0	0	0	0	0	0	0
8:00 AM	25	0	19	4	1	1	0	0	0	0	0	0	0	0
9:00 AM	8	0	7	1	0	0	0	0	0	0	0	0	0	0
10:00 AM	17	0	11	4	0	2	0	0	0	0	0	0	0	0
11:00 AM	22	0	13	6	0	3	0	0	0	0	0	0	0	0
Total	162	1	121	26	1	13	0	0	0	0	0	0	0	0
%		0.6	74.7	16.0	0.6	8.0	0.0	0.0	0.0	0.0	0.0	0.0	0.0	0.0

Town : Northborough
 Road : Ridge Road
 Location : 100 Ridge Road

Site: 2021005b
 5/24/2021
 Monday

Daily Classification

EB

Interval Start	Total	Motor Bikes	Cars & Trailers	2 Axle Long	Buses	2 Axle 6 Tire	3 Axle Single	4 Axle Single	<5 Axle Double	5 Axle Double	>6 Axle Double	<6 Axle Multi	6 Axle Multi	>6 Axle Multi
12:00 AM	-	-	-	-	-	-	-	-	-	-	-	-	-	-
1:00 AM	-	-	-	-	-	-	-	-	-	-	-	-	-	-
2:00 AM	-	-	-	-	-	-	-	-	-	-	-	-	-	-
3:00 AM	-	-	-	-	-	-	-	-	-	-	-	-	-	-
4:00 AM	-	-	-	-	-	-	-	-	-	-	-	-	-	-
5:00 AM	-	-	-	-	-	-	-	-	-	-	-	-	-	-
6:00 AM	-	-	-	-	-	-	-	-	-	-	-	-	-	-
7:00 AM	-	-	-	-	-	-	-	-	-	-	-	-	-	-
8:00 AM	-	-	-	-	-	-	-	-	-	-	-	-	-	-
9:00 AM	-	-	-	-	-	-	-	-	-	-	-	-	-	-
10:00 AM	42	0	33	5	2	0	0	0	2	0	0	0	0	0
11:00 AM	30	0	22	6	1	1	0	0	0	0	0	0	0	0
12:00 PM	57	0	49	5	1	2	0	0	0	0	0	0	0	0
1:00 PM	59	1	45	11	0	1	0	0	1	0	0	0	0	0
2:00 PM	48	0	40	5	1	2	0	0	0	0	0	0	0	0
3:00 PM	36	0	29	4	0	3	0	0	0	0	0	0	0	0
4:00 PM	31	1	25	3	0	2	0	0	0	0	0	0	0	0
5:00 PM	41	0	31	7	0	3	0	0	0	0	0	0	0	0
6:00 PM	52	0	45	5	0	2	0	0	0	0	0	0	0	0
7:00 PM	37	0	33	3	0	1	0	0	0	0	0	0	0	0
8:00 PM	20	0	16	2	0	2	0	0	0	0	0	0	0	0
9:00 PM	14	0	12	2	0	0	0	0	0	0	0	0	0	0
10:00 PM	2	0	2	0	0	0	0	0	0	0	0	0	0	0
11:00 PM	6	0	4	2	0	0	0	0	0	0	0	0	0	0
Total	475	2	386	60	5	19	0	0	3	0	0	0	0	0
%		0.4	81.3	12.6	1.1	4.0	0.0	0.0	0.6	0.0	0.0	0.0	0.0	0.0

Town : Northborough
 Road : Ridge Road
 Location : 100 Ridge Road

Site: 2021005b
 5/25/2021
 Tuesday

Daily Classification

EB

Interval Start	Total	Motor Bikes	Cars & Trailers	2 Axle Long	Buses	2 Axle 6 Tire	3 Axle Single	4 Axle Single	<5 Axle Double	5 Axle Double	>6 Axle Double	<6 Axle Multi	6 Axle Multi	>6 Axle Multi
12:00 AM	2	0	2	0	0	0	0	0	0	0	0	0	0	0
1:00 AM	3	0	3	0	0	0	0	0	0	0	0	0	0	0
2:00 AM	1	0	1	0	0	0	0	0	0	0	0	0	0	0
3:00 AM	2	0	2	0	0	0	0	0	0	0	0	0	0	0
4:00 AM	15	0	9	4	0	2	0	0	0	0	0	0	0	0
5:00 AM	21	0	15	4	0	2	0	0	0	0	0	0	0	0
6:00 AM	72	1	47	14	1	9	0	0	0	0	0	0	0	0
7:00 AM	73	0	51	13	1	8	0	0	0	0	0	0	0	0
8:00 AM	78	2	61	11	1	3	0	0	0	0	0	0	0	0
9:00 AM	57	0	44	9	0	4	0	0	0	0	0	0	0	0
10:00 AM	31	0	26	5	0	0	0	0	0	0	0	0	0	0
11:00 AM	32	0	26	3	0	3	0	0	0	0	0	0	0	0
12:00 PM	32	0	27	5	0	0	0	0	0	0	0	0	0	0
1:00 PM	55	0	45	8	0	2	0	0	0	0	0	0	0	0
2:00 PM	65	1	48	12	2	2	0	0	0	0	0	0	0	0
3:00 PM	43	0	33	5	1	4	0	0	0	0	0	0	0	0
4:00 PM	43	0	34	6	0	3	0	0	0	0	0	0	0	0
5:00 PM	36	1	27	6	0	2	0	0	0	0	0	0	0	0
6:00 PM	50	0	45	4	0	1	0	0	0	0	0	0	0	0
7:00 PM	45	0	36	7	0	2	0	0	0	0	0	0	0	0
8:00 PM	33	0	28	2	0	3	0	0	0	0	0	0	0	0
9:00 PM	11	0	11	0	0	0	0	0	0	0	0	0	0	0
10:00 PM	9	0	9	0	0	0	0	0	0	0	0	0	0	0
11:00 PM	9	0	6	2	0	1	0	0	0	0	0	0	0	0
Total	818	5	636	120	6	51	0	0	0	0	0	0	0	0
%		0.6	77.8	14.7	0.7	6.2	0.0	0.0	0.0	0.0	0.0	0.0	0.0	0.0

Town : Northborough
 Road : Ridge Road
 Location : 100 Ridge Road

Site: 2021005b
 5/26/2021
 Wednesday

Daily Classification

EB

Interval Start	Total	Motor Bikes	Cars & Trailers	2 Axle Long	Buses	2 Axle 6 Tire	3 Axle Single	4 Axle Single	<5 Axle Double	5 Axle Double	>6 Axle Double	<6 Axle Multi	6 Axle Multi	>6 Axle Multi
12:00 AM	5	0	5	0	0	0	0	0	0	0	0	0	0	0
1:00 AM	2	0	2	0	0	0	0	0	0	0	0	0	0	0
2:00 AM	1	0	1	0	0	0	0	0	0	0	0	0	0	0
3:00 AM	4	0	3	1	0	0	0	0	0	0	0	0	0	0
4:00 AM	14	0	8	3	0	3	0	0	0	0	0	0	0	0
5:00 AM	27	0	18	5	0	4	0	0	0	0	0	0	0	0
6:00 AM	58	0	50	6	1	1	0	0	0	0	0	0	0	0
7:00 AM	71	0	54	13	1	3	0	0	0	0	0	0	0	0
8:00 AM	73	0	60	8	1	3	0	0	1	0	0	0	0	0
9:00 AM	47	0	37	10	0	0	0	0	0	0	0	0	0	0
10:00 AM	37	0	29	4	0	4	0	0	0	0	0	0	0	0
11:00 AM	25	0	20	5	0	0	0	0	0	0	0	0	0	0
12:00 PM	44	0	31	9	0	4	0	0	0	0	0	0	0	0
1:00 PM	50	0	40	9	0	1	0	0	0	0	0	0	0	0
2:00 PM	68	0	54	7	2	5	0	0	0	0	0	0	0	0
3:00 PM	36	0	29	5	1	1	0	0	0	0	0	0	0	0
4:00 PM	32	1	24	5	0	2	0	0	0	0	0	0	0	0
5:00 PM	37	0	31	4	0	2	0	0	0	0	0	0	0	0
6:00 PM	52	0	39	8	0	4	0	0	1	0	0	0	0	0
7:00 PM	44	0	37	5	0	2	0	0	0	0	0	0	0	0
8:00 PM	25	0	17	5	0	3	0	0	0	0	0	0	0	0
9:00 PM	11	0	10	1	0	0	0	0	0	0	0	0	0	0
10:00 PM	6	0	5	0	0	1	0	0	0	0	0	0	0	0
11:00 PM	5	0	3	2	0	0	0	0	0	0	0	0	0	0
Total	774	1	607	115	6	43	0	0	2	0	0	0	0	0
%		0.1	78.4	14.9	0.8	5.6	0.0	0.0	0.3	0.0	0.0	0.0	0.0	0.0

Town : Northborough
 Road : Ridge Road
 Location : 100 Ridge Road

Site: 2021005b
 5/27/2021
 Thursday

Daily Classification

EB

Interval Start	Total	Motor Bikes	Cars & Trailers	2 Axle Long	Buses	2 Axle 6 Tire	3 Axle Single	4 Axle Single	<5 Axle Double	5 Axle Double	>6 Axle Double	<6 Axle Multi	6 Axle Multi	>6 Axle Multi
12:00 AM	3	0	2	0	0	0	0	0	0	1	0	0	0	0
1:00 AM	1	0	1	0	0	0	0	0	0	0	0	0	0	0
2:00 AM	1	0	1	0	0	0	0	0	0	0	0	0	0	0
3:00 AM	3	0	2	1	0	0	0	0	0	0	0	0	0	0
4:00 AM	12	0	8	1	0	3	0	0	0	0	0	0	0	0
5:00 AM	25	0	18	3	0	4	0	0	0	0	0	0	0	0
6:00 AM	67	0	46	11	2	8	0	0	0	0	0	0	0	0
7:00 AM	76	1	54	16	0	5	0	0	0	0	0	0	0	0
8:00 AM	61	1	49	8	1	1	0	0	1	0	0	0	0	0
9:00 AM	41	0	31	8	0	2	0	0	0	0	0	0	0	0
10:00 AM	35	0	23	7	0	5	0	0	0	0	0	0	0	0
11:00 AM	30	0	23	5	0	2	0	0	0	0	0	0	0	0
12:00 PM	34	1	25	8	0	0	0	0	0	0	0	0	0	0
1:00 PM	61	0	46	12	0	3	0	0	0	0	0	0	0	0
2:00 PM	70	1	55	8	2	4	0	0	0	0	0	0	0	0
3:00 PM	43	0	35	3	1	4	0	0	0	0	0	0	0	0
4:00 PM	40	0	35	3	0	2	0	0	0	0	0	0	0	0
5:00 PM	45	0	35	8	0	2	0	0	0	0	0	0	0	0
6:00 PM	45	0	35	5	0	3	0	0	2	0	0	0	0	0
7:00 PM	51	0	40	8	0	3	0	0	0	0	0	0	0	0
8:00 PM	27	0	23	1	0	3	0	0	0	0	0	0	0	0
9:00 PM	17	0	15	1	0	1	0	0	0	0	0	0	0	0
10:00 PM	14	0	14	0	0	0	0	0	0	0	0	0	0	0
11:00 PM	5	0	5	0	0	0	0	0	0	0	0	0	0	0
Total	807	4	621	117	6	55	0	0	3	1	0	0	0	0
%		0.5	77.0	14.5	0.7	6.8	0.0	0.0	0.4	0.1	0.0	0.0	0.0	0.0

Town : Northborough
 Road : Ridge Road
 Location : 100 Ridge Road

Site: 2021005b
 5/28/2021
 Friday

Daily Classification

EB

Interval Start	Total	Motor Bikes	Cars & Trailers	2 Axle Long	Buses	2 Axle 6 Tire	3 Axle Single	4 Axle Single	<5 Axle Double	5 Axle Double	>6 Axle Double	<6 Axle Multi	6 Axle Multi	>6 Axle Multi
12:00 AM	9	0	9	0	0	0	0	0	0	0	0	0	0	0
1:00 AM	1	0	1	0	0	0	0	0	0	0	0	0	0	0
2:00 AM	2	0	2	0	0	0	0	0	0	0	0	0	0	0
3:00 AM	2	0	2	0	0	0	0	0	0	0	0	0	0	0
4:00 AM	15	0	10	2	0	3	0	0	0	0	0	0	0	0
5:00 AM	17	0	13	3	0	1	0	0	0	0	0	0	0	0
6:00 AM	57	0	35	14	1	6	0	0	0	1	0	0	0	0
7:00 AM	59	0	46	9	1	3	0	0	0	0	0	0	0	0
8:00 AM	58	0	47	8	1	2	0	0	0	0	0	0	0	0
9:00 AM	42	0	35	6	1	0	0	0	0	0	0	0	0	0
10:00 AM	36	0	27	4	0	5	0	0	0	0	0	0	0	0
11:00 AM	39	0	34	4	0	1	0	0	0	0	0	0	0	0
12:00 PM	35	0	29	5	0	0	0	0	1	0	0	0	0	0
1:00 PM	45	0	33	8	0	4	0	0	0	0	0	0	0	0
2:00 PM	77	0	66	7	2	2	0	0	0	0	0	0	0	0
3:00 PM	57	0	45	8	1	3	0	0	0	0	0	0	0	0
4:00 PM	46	0	35	6	0	5	0	0	0	0	0	0	0	0
5:00 PM	36	0	28	6	0	2	0	0	0	0	0	0	0	0
6:00 PM	49	0	41	7	0	1	0	0	0	0	0	0	0	0
7:00 PM	32	0	26	4	0	2	0	0	0	0	0	0	0	0
8:00 PM	24	0	18	3	1	2	0	0	0	0	0	0	0	0
9:00 PM	7	0	7	0	0	0	0	0	0	0	0	0	0	0
10:00 PM	4	0	4	0	0	0	0	0	0	0	0	0	0	0
11:00 PM	7	0	6	1	0	0	0	0	0	0	0	0	0	0
Total	756	0	599	105	8	42	0	0	1	1	0	0	0	0
%		0.0	79.2	13.9	1.1	5.6	0.0	0.0	0.1	0.1	0.0	0.0	0.0	0.0

Town : Northborough
 Road : Ridge Road
 Location : 100 Ridge Road

Site: 2021005b
 5/29/2021
 Saturday

Daily Classification

EB

Interval Start	Total	Motor Bikes	Cars & Trailers	2 Axle Long	Buses	2 Axle 6 Tire	3 Axle Single	4 Axle Single	<5 Axle Double	5 Axle Double	>6 Axle Double	<6 Axle Multi	6 Axle Multi	>6 Axle Multi
12:00 AM	5	0	4	1	0	0	0	0	0	0	0	0	0	0
1:00 AM	2	0	2	0	0	0	0	0	0	0	0	0	0	0
2:00 AM	0	0	0	0	0	0	0	0	0	0	0	0	0	0
3:00 AM	1	0	1	0	0	0	0	0	0	0	0	0	0	0
4:00 AM	1	0	1	0	0	0	0	0	0	0	0	0	0	0
5:00 AM	9	0	7	1	0	1	0	0	0	0	0	0	0	0
6:00 AM	13	0	10	2	0	1	0	0	0	0	0	0	0	0
7:00 AM	13	0	11	2	0	0	0	0	0	0	0	0	0	0
8:00 AM	21	0	17	3	0	1	0	0	0	0	0	0	0	0
9:00 AM	18	0	13	3	0	2	0	0	0	0	0	0	0	0
10:00 AM	33	0	25	6	0	2	0	0	0	0	0	0	0	0
11:00 AM	27	0	21	5	0	1	0	0	0	0	0	0	0	0
12:00 PM	27	0	22	3	0	2	0	0	0	0	0	0	0	0
1:00 PM	44	0	37	5	0	2	0	0	0	0	0	0	0	0
2:00 PM	18	0	16	1	0	1	0	0	0	0	0	0	0	0
3:00 PM	18	0	12	5	0	1	0	0	0	0	0	0	0	0
4:00 PM	12	0	10	2	0	0	0	0	0	0	0	0	0	0
5:00 PM	18	0	12	5	0	1	0	0	0	0	0	0	0	0
6:00 PM	18	0	12	3	0	3	0	0	0	0	0	0	0	0
7:00 PM	9	0	8	1	0	0	0	0	0	0	0	0	0	0
8:00 PM	7	0	6	0	0	1	0	0	0	0	0	0	0	0
9:00 PM	9	0	5	3	0	1	0	0	0	0	0	0	0	0
10:00 PM	6	0	5	1	0	0	0	0	0	0	0	0	0	0
11:00 PM	5	0	5	0	0	0	0	0	0	0	0	0	0	0
Total	334	0	262	52	0	20	0	0	0	0	0	0	0	0
%		0.0	78.4	15.6	0.0	6.0	0.0	0.0	0.0	0.0	0.0	0.0	0.0	0.0

Town : Northborough
 Road : Ridge Road
 Location : 100 Ridge Road

Site: 2021005b
 5/30/2021
 Sunday

Daily Classification

EB

Interval Start	Total	Motor Bikes	Cars & Trailers	2 Axle Long	Buses	2 Axle 6 Tire	3 Axle Single	4 Axle Single	<5 Axle Double	5 Axle Double	>6 Axle Double	<6 Axle Multi	6 Axle Multi	>6 Axle Multi
12:00 AM	0	0	0	0	0	0	0	0	0	0	0	0	0	0
1:00 AM	1	0	1	0	0	0	0	0	0	0	0	0	0	0
2:00 AM	1	0	0	1	0	0	0	0	0	0	0	0	0	0
3:00 AM	2	0	1	1	0	0	0	0	0	0	0	0	0	0
4:00 AM	0	0	0	0	0	0	0	0	0	0	0	0	0	0
5:00 AM	3	0	2	1	0	0	0	0	0	0	0	0	0	0
6:00 AM	11	0	9	2	0	0	0	0	0	0	0	0	0	0
7:00 AM	7	0	5	1	0	1	0	0	0	0	0	0	0	0
8:00 AM	7	0	6	1	0	0	0	0	0	0	0	0	0	0
9:00 AM	16	0	11	4	0	1	0	0	0	0	0	0	0	0
10:00 AM	25	0	18	4	0	3	0	0	0	0	0	0	0	0
11:00 AM	25	0	20	4	0	1	0	0	0	0	0	0	0	0
12:00 PM	22	0	17	5	0	0	0	0	0	0	0	0	0	0
1:00 PM	39	0	33	6	0	0	0	0	0	0	0	0	0	0
2:00 PM	22	0	16	4	0	2	0	0	0	0	0	0	0	0
3:00 PM	16	0	11	5	0	0	0	0	0	0	0	0	0	0
4:00 PM	16	0	12	4	0	0	0	0	0	0	0	0	0	0
5:00 PM	16	0	15	1	0	0	0	0	0	0	0	0	0	0
6:00 PM	19	0	16	2	0	1	0	0	0	0	0	0	0	0
7:00 PM	12	0	10	1	0	1	0	0	0	0	0	0	0	0
8:00 PM	9	0	8	1	0	0	0	0	0	0	0	0	0	0
9:00 PM	4	0	3	1	0	0	0	0	0	0	0	0	0	0
10:00 PM	4	0	3	1	0	0	0	0	0	0	0	0	0	0
11:00 PM	3	0	1	2	0	0	0	0	0	0	0	0	0	0
Total	280	0	218	52	0	10	0	0	0	0	0	0	0	0
%		0.0	77.9	18.6	0.0	3.6	0.0	0.0	0.0	0.0	0.0	0.0	0.0	0.0

Town : Northborough
 Road : Ridge Road
 Location : 100 Ridge Road

Site: 2021005b
 5/31/2021
 Monday

Daily Classification

EB

Interval Start	Total	Motor Bikes	Cars & Trailers	2 Axle Long	Buses	2 Axle 6 Tire	3 Axle Single	4 Axle Single	<5 Axle Double	5 Axle Double	>6 Axle Double	<6 Axle Multi	6 Axle Multi	>6 Axle Multi
12:00 AM	0	0	0	0	0	0	0	0	0	0	0	0	0	0
1:00 AM	0	0	0	0	0	0	0	0	0	0	0	0	0	0
2:00 AM	0	0	0	0	0	0	0	0	0	0	0	0	0	0
3:00 AM	2	0	2	0	0	0	0	0	0	0	0	0	0	0
4:00 AM	0	0	0	0	0	0	0	0	0	0	0	0	0	0
5:00 AM	7	0	6	1	0	0	0	0	0	0	0	0	0	0
6:00 AM	9	0	7	2	0	0	0	0	0	0	0	0	0	0
7:00 AM	5	0	3	1	0	1	0	0	0	0	0	0	0	0
8:00 AM	11	0	8	3	0	0	0	0	0	0	0	0	0	0
9:00 AM	15	0	11	3	0	1	0	0	0	0	0	0	0	0
10:00 AM	15	0	13	2	0	0	0	0	0	0	0	0	0	0
11:00 AM	33	0	23	7	0	3	0	0	0	0	0	0	0	0
12:00 PM	29	0	24	4	0	1	0	0	0	0	0	0	0	0
1:00 PM	51	0	44	6	0	1	0	0	0	0	0	0	0	0
2:00 PM	31	0	25	3	0	3	0	0	0	0	0	0	0	0
3:00 PM	19	0	15	2	0	2	0	0	0	0	0	0	0	0
4:00 PM	28	0	21	2	1	3	0	0	1	0	0	0	0	0
5:00 PM	25	0	19	5	0	1	0	0	0	0	0	0	0	0
6:00 PM	36	0	34	1	0	1	0	0	0	0	0	0	0	0
7:00 PM	26	0	21	4	0	1	0	0	0	0	0	0	0	0
8:00 PM	14	0	10	4	0	0	0	0	0	0	0	0	0	0
9:00 PM	9	0	9	0	0	0	0	0	0	0	0	0	0	0
10:00 PM	4	0	4	0	0	0	0	0	0	0	0	0	0	0
11:00 PM	8	0	6	2	0	0	0	0	0	0	0	0	0	0
Total	377	0	305	52	1	18	0	0	1	0	0	0	0	0
%		0.0	80.9	13.8	0.3	4.8	0.0	0.0	0.3	0.0	0.0	0.0	0.0	0.0

Town : Northborough
 Road : Ridge Road
 Location : 100 Ridge Road

Site: 2021005b
 6/1/2021
 Tuesday

Daily Classification

EB

Interval Start	Total	Motor Bikes	Cars & Trailers	2 Axle Long	Buses	2 Axle 6 Tire	3 Axle Single	4 Axle Single	<5 Axle Double	5 Axle Double	>6 Axle Double	<6 Axle Multi	6 Axle Multi	>6 Axle Multi
12:00 AM	4	0	2	1	0	0	0	0	0	1	0	0	0	0
1:00 AM	2	0	2	0	0	0	0	0	0	0	0	0	0	0
2:00 AM	3	0	1	1	0	1	0	0	0	0	0	0	0	0
3:00 AM	1	0	1	0	0	0	0	0	0	0	0	0	0	0
4:00 AM	12	0	6	4	0	2	0	0	0	0	0	0	0	0
5:00 AM	31	0	25	3	0	2	0	0	1	0	0	0	0	0
6:00 AM	80	0	59	12	1	8	0	0	0	0	0	0	0	0
7:00 AM	72	1	54	14	1	2	0	0	0	0	0	0	0	0
8:00 AM	73	0	56	11	2	3	1	0	0	0	0	0	0	0
Total	278	1	206	46	4	18	1	0	1	1	0	0	0	0
%		0.4	74.1	16.5	1.4	6.5	0.4	0.0	0.4	0.4	0.0	0.0	0.0	0.0

Town : Northborough
 Road : Ridge Road
 Location : 100 Ridge Road

Site: 2021005b
 5/24/2021
 Monday

Daily Classification

WB

Interval Start	Total	Motor Bikes	Cars & Trailers	2 Axle Long	Buses	2 Axle 6 Tire	3 Axle Single	4 Axle Single	<5 Axle Double	5 Axle Double	>6 Axle Double	<6 Axle Multi	6 Axle Multi	>6 Axle Multi
12:00 AM	-	-	-	-	-	-	-	-	-	-	-	-	-	-
1:00 AM	-	-	-	-	-	-	-	-	-	-	-	-	-	-
2:00 AM	-	-	-	-	-	-	-	-	-	-	-	-	-	-
3:00 AM	-	-	-	-	-	-	-	-	-	-	-	-	-	-
4:00 AM	-	-	-	-	-	-	-	-	-	-	-	-	-	-
5:00 AM	-	-	-	-	-	-	-	-	-	-	-	-	-	-
6:00 AM	-	-	-	-	-	-	-	-	-	-	-	-	-	-
7:00 AM	-	-	-	-	-	-	-	-	-	-	-	-	-	-
8:00 AM	-	-	-	-	-	-	-	-	-	-	-	-	-	-
9:00 AM	-	-	-	-	-	-	-	-	-	-	-	-	-	-
10:00 AM	15	1	6	5	1	1	0	0	1	0	0	0	0	0
11:00 AM	23	0	16	5	0	2	0	0	0	0	0	0	0	0
12:00 PM	45	0	32	7	1	5	0	0	0	0	0	0	0	0
1:00 PM	29	1	20	6	0	2	0	0	0	0	0	0	0	0
2:00 PM	42	0	34	6	0	2	0	0	0	0	0	0	0	0
3:00 PM	52	0	36	12	0	3	0	0	1	0	0	0	0	0
4:00 PM	65	0	52	8	0	5	0	0	0	0	0	0	0	0
5:00 PM	75	0	60	13	0	2	0	0	0	0	0	0	0	0
6:00 PM	58	0	48	9	0	1	0	0	0	0	0	0	0	0
7:00 PM	36	0	25	7	0	4	0	0	0	0	0	0	0	0
8:00 PM	16	0	14	1	0	1	0	0	0	0	0	0	0	0
9:00 PM	16	0	14	2	0	0	0	0	0	0	0	0	0	0
10:00 PM	11	0	10	1	0	0	0	0	0	0	0	0	0	0
11:00 PM	9	0	6	3	0	0	0	0	0	0	0	0	0	0
Total	492	2	373	85	2	28	0	0	2	0	0	0	0	0
%		0.4	75.8	17.3	0.4	5.7	0.0	0.0	0.4	0.0	0.0	0.0	0.0	0.0

Town : Northborough
 Road : Ridge Road
 Location : 100 Ridge Road

Site: 2021005b
 5/25/2021
 Tuesday

Daily Classification

WB

Interval Start	Total	Motor Bikes	Cars & Trailers	2 Axle Long	Buses	2 Axle 6 Tire	3 Axle Single	4 Axle Single	<5 Axle Double	5 Axle Double	>6 Axle Double	<6 Axle Multi	6 Axle Multi	>6 Axle Multi
12:00 AM	9	0	9	0	0	0	0	0	0	0	0	0	0	0
1:00 AM	9	0	7	2	0	0	0	0	0	0	0	0	0	0
2:00 AM	1	0	1	0	0	0	0	0	0	0	0	0	0	0
3:00 AM	2	0	2	0	0	0	0	0	0	0	0	0	0	0
4:00 AM	4	0	3	0	0	1	0	0	0	0	0	0	0	0
5:00 AM	15	0	13	2	0	0	0	0	0	0	0	0	0	0
6:00 AM	16	0	12	2	0	1	0	0	0	1	0	0	0	0
7:00 AM	33	0	27	2	2	2	0	0	0	0	0	0	0	0
8:00 AM	26	0	17	6	1	1	0	0	1	0	0	0	0	0
9:00 AM	16	0	12	3	0	0	1	0	0	0	0	0	0	0
10:00 AM	9	0	5	3	0	1	0	0	0	0	0	0	0	0
11:00 AM	20	0	17	3	0	0	0	0	0	0	0	0	0	0
12:00 PM	30	0	21	7	0	1	1	0	0	0	0	0	0	0
1:00 PM	38	0	31	3	0	4	0	0	0	0	0	0	0	0
2:00 PM	55	0	39	8	2	6	0	0	0	0	0	0	0	0
3:00 PM	70	2	47	13	1	7	0	0	0	0	0	0	0	0
4:00 PM	86	1	71	9	0	5	0	0	0	0	0	0	0	0
5:00 PM	66	0	52	12	0	2	0	0	0	0	0	0	0	0
6:00 PM	74	1	64	9	0	0	0	0	0	0	0	0	0	0
7:00 PM	30	0	27	3	0	0	0	0	0	0	0	0	0	0
8:00 PM	24	0	22	2	0	0	0	0	0	0	0	0	0	0
9:00 PM	17	0	15	2	0	0	0	0	0	0	0	0	0	0
10:00 PM	15	0	13	2	0	0	0	0	0	0	0	0	0	0
11:00 PM	8	0	7	1	0	0	0	0	0	0	0	0	0	0
Total	673	4	534	94	6	31	2	0	1	1	0	0	0	0
%		0.6	79.3	14.0	0.9	4.6	0.3	0.0	0.1	0.1	0.0	0.0	0.0	0.0

Town : Northborough
 Road : Ridge Road
 Location : 100 Ridge Road

Site: 2021005b
 5/26/2021
 Wednesday

Daily Classification

WB

Interval Start	Total	Motor Bikes	Cars & Trailers	2 Axle Long	Buses	2 Axle 6 Tire	3 Axle Single	4 Axle Single	<5 Axle Double	5 Axle Double	>6 Axle Double	<6 Axle Multi	6 Axle Multi	>6 Axle Multi
12:00 AM	10	0	10	0	0	0	0	0	0	0	0	0	0	0
1:00 AM	10	0	7	3	0	0	0	0	0	0	0	0	0	0
2:00 AM	0	0	0	0	0	0	0	0	0	0	0	0	0	0
3:00 AM	3	0	2	0	0	1	0	0	0	0	0	0	0	0
4:00 AM	5	0	4	1	0	0	0	0	0	0	0	0	0	0
5:00 AM	11	0	11	0	0	0	0	0	0	0	0	0	0	0
6:00 AM	17	0	15	2	0	0	0	0	0	0	0	0	0	0
7:00 AM	35	1	26	6	2	0	0	0	0	0	0	0	0	0
8:00 AM	28	0	21	3	1	3	0	0	0	0	0	0	0	0
9:00 AM	18	0	13	5	0	0	0	0	0	0	0	0	0	0
10:00 AM	24	0	16	7	0	1	0	0	0	0	0	0	0	0
11:00 AM	21	0	18	3	0	0	0	0	0	0	0	0	0	0
12:00 PM	22	0	18	3	0	1	0	0	0	0	0	0	0	0
1:00 PM	31	0	23	5	0	3	0	0	0	0	0	0	0	0
2:00 PM	47	1	30	13	1	2	0	0	0	0	0	0	0	0
3:00 PM	68	1	48	9	1	8	0	0	1	0	0	0	0	0
4:00 PM	60	0	49	7	0	4	0	0	0	0	0	0	0	0
5:00 PM	82	1	69	9	0	3	0	0	0	0	0	0	0	0
6:00 PM	59	0	50	8	0	1	0	0	0	0	0	0	0	0
7:00 PM	45	0	36	9	0	0	0	0	0	0	0	0	0	0
8:00 PM	17	0	11	5	0	1	0	0	0	0	0	0	0	0
9:00 PM	23	0	20	1	0	1	0	0	1	0	0	0	0	0
10:00 PM	6	0	6	0	0	0	0	0	0	0	0	0	0	0
11:00 PM	4	0	3	1	0	0	0	0	0	0	0	0	0	0
Total	646	4	506	100	5	29	0	0	2	0	0	0	0	0
%		0.6	78.3	15.5	0.8	4.5	0.0	0.0	0.3	0.0	0.0	0.0	0.0	0.0

Town : Northborough
 Road : Ridge Road
 Location : 100 Ridge Road

Site: 2021005b
 5/27/2021
 Thursday

Daily Classification

WB

Interval Start	Total	Motor Bikes	Cars & Trailers	2 Axle Long	Buses	2 Axle 6 Tire	3 Axle Single	4 Axle Single	<5 Axle Double	5 Axle Double	>6 Axle Double	<6 Axle Multi	6 Axle Multi	>6 Axle Multi
12:00 AM	14	0	13	1	0	0	0	0	0	0	0	0	0	0
1:00 AM	9	0	5	3	0	0	0	0	0	1	0	0	0	0
2:00 AM	2	0	1	0	0	1	0	0	0	0	0	0	0	0
3:00 AM	2	0	2	0	0	0	0	0	0	0	0	0	0	0
4:00 AM	2	0	2	0	0	0	0	0	0	0	0	0	0	0
5:00 AM	10	0	9	1	0	0	0	0	0	0	0	0	0	0
6:00 AM	24	0	23	1	0	0	0	0	0	0	0	0	0	0
7:00 AM	36	0	28	5	2	1	0	0	0	0	0	0	0	0
8:00 AM	29	0	18	9	1	1	0	0	0	0	0	0	0	0
9:00 AM	21	0	14	5	0	1	1	0	0	0	0	0	0	0
10:00 AM	21	0	15	4	0	2	0	0	0	0	0	0	0	0
11:00 AM	23	0	17	4	0	2	0	0	0	0	0	0	0	0
12:00 PM	27	0	24	3	0	0	0	0	0	0	0	0	0	0
1:00 PM	35	0	26	7	0	2	0	0	0	0	0	0	0	0
2:00 PM	58	0	42	13	1	2	0	0	0	0	0	0	0	0
3:00 PM	59	0	46	7	1	5	0	0	0	0	0	0	0	0
4:00 PM	66	0	47	14	0	5	0	0	0	0	0	0	0	0
5:00 PM	88	0	69	16	0	2	0	0	1	0	0	0	0	0
6:00 PM	67	2	51	11	0	3	0	0	0	0	0	0	0	0
7:00 PM	34	0	30	3	0	1	0	0	0	0	0	0	0	0
8:00 PM	28	0	20	6	0	1	0	0	1	0	0	0	0	0
9:00 PM	12	0	10	2	0	0	0	0	0	0	0	0	0	0
10:00 PM	19	0	19	0	0	0	0	0	0	0	0	0	0	0
11:00 PM	9	0	6	2	0	1	0	0	0	0	0	0	0	0
Total	695	2	537	117	5	30	1	0	2	1	0	0	0	0
%		0.3	77.3	16.8	0.7	4.3	0.1	0.0	0.3	0.1	0.0	0.0	0.0	0.0

Town : Northborough
 Road : Ridge Road
 Location : 100 Ridge Road

Site: 2021005b
 5/28/2021
 Friday

Daily Classification

WB

Interval Start	Total	Motor Bikes	Cars & Trailers	2 Axle Long	Buses	2 Axle 6 Tire	3 Axle Single	4 Axle Single	<5 Axle Double	5 Axle Double	>6 Axle Double	<6 Axle Multi	6 Axle Multi	>6 Axle Multi
12:00 AM	16	0	13	3	0	0	0	0	0	0	0	0	0	0
1:00 AM	11	0	10	1	0	0	0	0	0	0	0	0	0	0
2:00 AM	4	0	3	1	0	0	0	0	0	0	0	0	0	0
3:00 AM	1	0	1	0	0	0	0	0	0	0	0	0	0	0
4:00 AM	6	0	5	0	0	1	0	0	0	0	0	0	0	0
5:00 AM	8	0	5	3	0	0	0	0	0	0	0	0	0	0
6:00 AM	21	0	18	1	0	2	0	0	0	0	0	0	0	0
7:00 AM	26	0	19	3	2	2	0	0	0	0	0	0	0	0
8:00 AM	31	0	21	8	1	1	0	0	0	0	0	0	0	0
9:00 AM	22	0	17	5	0	0	0	0	0	0	0	0	0	0
10:00 AM	32	0	22	5	0	4	1	0	0	0	0	0	0	0
11:00 AM	39	0	28	9	0	2	0	0	0	0	0	0	0	0
12:00 PM	36	0	29	6	0	1	0	0	0	0	0	0	0	0
1:00 PM	43	0	31	10	0	2	0	0	0	0	0	0	0	0
2:00 PM	59	0	40	15	1	3	0	0	0	0	0	0	0	0
3:00 PM	60	0	41	14	1	4	0	0	0	0	0	0	0	0
4:00 PM	71	0	52	15	0	4	0	0	0	0	0	0	0	0
5:00 PM	50	0	44	6	0	0	0	0	0	0	0	0	0	0
6:00 PM	45	0	40	4	0	1	0	0	0	0	0	0	0	0
7:00 PM	33	0	25	6	0	2	0	0	0	0	0	0	0	0
8:00 PM	23	0	20	3	0	0	0	0	0	0	0	0	0	0
9:00 PM	9	0	7	2	0	0	0	0	0	0	0	0	0	0
10:00 PM	5	0	4	1	0	0	0	0	0	0	0	0	0	0
11:00 PM	9	0	6	1	0	2	0	0	0	0	0	0	0	0
Total	660	0	501	122	5	31	1	0	0	0	0	0	0	0
%		0.0	75.9	18.5	0.8	4.7	0.2	0.0	0.0	0.0	0.0	0.0	0.0	0.0

Town : Northborough
 Road : Ridge Road
 Location : 100 Ridge Road

Site: 2021005b
 5/29/2021
 Saturday

Daily Classification

WB

Interval Start	Total	Motor Bikes	Cars & Trailers	2 Axle Long	Buses	2 Axle 6 Tire	3 Axle Single	4 Axle Single	<5 Axle Double	5 Axle Double	>6 Axle Double	<6 Axle Multi	6 Axle Multi	>6 Axle Multi
12:00 AM	14	0	13	1	0	0	0	0	0	0	0	0	0	0
1:00 AM	4	0	2	2	0	0	0	0	0	0	0	0	0	0
2:00 AM	4	0	2	2	0	0	0	0	0	0	0	0	0	0
3:00 AM	1	0	1	0	0	0	0	0	0	0	0	0	0	0
4:00 AM	1	0	1	0	0	0	0	0	0	0	0	0	0	0
5:00 AM	16	0	14	0	0	2	0	0	0	0	0	0	0	0
6:00 AM	10	0	7	3	0	0	0	0	0	0	0	0	0	0
7:00 AM	9	0	7	1	0	1	0	0	0	0	0	0	0	0
8:00 AM	12	0	9	2	0	1	0	0	0	0	0	0	0	0
9:00 AM	16	0	14	2	0	0	0	0	0	0	0	0	0	0
10:00 AM	17	0	12	4	0	1	0	0	0	0	0	0	0	0
11:00 AM	21	0	17	4	0	0	0	0	0	0	0	0	0	0
12:00 PM	21	0	15	5	0	1	0	0	0	0	0	0	0	0
1:00 PM	17	0	13	3	0	1	0	0	0	0	0	0	0	0
2:00 PM	20	0	18	2	0	0	0	0	0	0	0	0	0	0
3:00 PM	15	0	12	2	0	1	0	0	0	0	0	0	0	0
4:00 PM	25	0	19	4	1	1	0	0	0	0	0	0	0	0
5:00 PM	19	0	13	5	0	1	0	0	0	0	0	0	0	0
6:00 PM	16	0	12	2	0	2	0	0	0	0	0	0	0	0
7:00 PM	16	0	10	5	0	1	0	0	0	0	0	0	0	0
8:00 PM	6	0	6	0	0	0	0	0	0	0	0	0	0	0
9:00 PM	12	0	9	2	0	1	0	0	0	0	0	0	0	0
10:00 PM	11	0	10	1	0	0	0	0	0	0	0	0	0	0
11:00 PM	8	0	7	0	0	1	0	0	0	0	0	0	0	0
Total	311	0	243	52	1	15	0	0	0	0	0	0	0	0
%		0.0	78.1	16.7	0.3	4.8	0.0	0.0	0.0	0.0	0.0	0.0	0.0	0.0

Town : Northborough
 Road : Ridge Road
 Location : 100 Ridge Road

Site: 2021005b
 5/30/2021
 Sunday

Daily Classification

WB

Interval Start	Total	Motor Bikes	Cars & Trailers	2 Axle Long	Buses	2 Axle 6 Tire	3 Axle Single	4 Axle Single	<5 Axle Double	5 Axle Double	>6 Axle Double	<6 Axle Multi	6 Axle Multi	>6 Axle Multi
12:00 AM	6	0	6	0	0	0	0	0	0	0	0	0	0	0
1:00 AM	5	0	3	2	0	0	0	0	0	0	0	0	0	0
2:00 AM	2	0	1	1	0	0	0	0	0	0	0	0	0	0
3:00 AM	0	0	0	0	0	0	0	0	0	0	0	0	0	0
4:00 AM	0	0	0	0	0	0	0	0	0	0	0	0	0	0
5:00 AM	1	0	1	0	0	0	0	0	0	0	0	0	0	0
6:00 AM	3	0	1	1	0	1	0	0	0	0	0	0	0	0
7:00 AM	6	0	6	0	0	0	0	0	0	0	0	0	0	0
8:00 AM	3	0	2	1	0	0	0	0	0	0	0	0	0	0
9:00 AM	12	0	11	1	0	0	0	0	0	0	0	0	0	0
10:00 AM	18	0	14	2	0	2	0	0	0	0	0	0	0	0
11:00 AM	14	0	12	2	0	0	0	0	0	0	0	0	0	0
12:00 PM	21	0	18	2	0	1	0	0	0	0	0	0	0	0
1:00 PM	16	0	12	4	0	0	0	0	0	0	0	0	0	0
2:00 PM	21	0	13	7	0	1	0	0	0	0	0	0	0	0
3:00 PM	21	0	16	5	0	0	0	0	0	0	0	0	0	0
4:00 PM	15	0	12	3	0	0	0	0	0	0	0	0	0	0
5:00 PM	18	0	17	1	0	0	0	0	0	0	0	0	0	0
6:00 PM	12	0	8	3	0	1	0	0	0	0	0	0	0	0
7:00 PM	19	0	13	5	0	1	0	0	0	0	0	0	0	0
8:00 PM	10	0	8	2	0	0	0	0	0	0	0	0	0	0
9:00 PM	6	0	6	0	0	0	0	0	0	0	0	0	0	0
10:00 PM	12	0	11	1	0	0	0	0	0	0	0	0	0	0
11:00 PM	8	0	7	0	0	1	0	0	0	0	0	0	0	0
Total	249	0	198	43	0	8	0	0	0	0	0	0	0	0
%		0.0	79.5	17.3	0.0	3.2	0.0	0.0	0.0	0.0	0.0	0.0	0.0	0.0

Town : Northborough
 Road : Ridge Road
 Location : 100 Ridge Road

Site: 2021005b
 5/31/2021
 Monday

Daily Classification

WB

Interval Start	Total	Motor Bikes	Cars & Trailers	2 Axle Long	Buses	2 Axle 6 Tire	3 Axle Single	4 Axle Single	<5 Axle Double	5 Axle Double	>6 Axle Double	<6 Axle Multi	6 Axle Multi	>6 Axle Multi
12:00 AM	2	0	2	0	0	0	0	0	0	0	0	0	0	0
1:00 AM	5	0	5	0	0	0	0	0	0	0	0	0	0	0
2:00 AM	3	0	2	1	0	0	0	0	0	0	0	0	0	0
3:00 AM	0	0	0	0	0	0	0	0	0	0	0	0	0	0
4:00 AM	1	0	0	1	0	0	0	0	0	0	0	0	0	0
5:00 AM	3	0	2	0	0	1	0	0	0	0	0	0	0	0
6:00 AM	2	0	1	1	0	0	0	0	0	0	0	0	0	0
7:00 AM	3	0	2	1	0	0	0	0	0	0	0	0	0	0
8:00 AM	7	0	6	1	0	0	0	0	0	0	0	0	0	0
9:00 AM	13	0	8	5	0	0	0	0	0	0	0	0	0	0
10:00 AM	8	1	5	2	0	0	0	0	0	0	0	0	0	0
11:00 AM	23	0	20	3	0	0	0	0	0	0	0	0	0	0
12:00 PM	20	0	11	8	0	1	0	0	0	0	0	0	0	0
1:00 PM	30	0	24	6	0	0	0	0	0	0	0	0	0	0
2:00 PM	31	0	22	7	0	2	0	0	0	0	0	0	0	0
3:00 PM	24	0	19	4	0	1	0	0	0	0	0	0	0	0
4:00 PM	29	0	24	5	0	0	0	0	0	0	0	0	0	0
5:00 PM	22	0	12	7	0	3	0	0	0	0	0	0	0	0
6:00 PM	36	0	31	4	0	0	0	0	1	0	0	0	0	0
7:00 PM	16	0	11	4	0	1	0	0	0	0	0	0	0	0
8:00 PM	12	0	11	1	0	0	0	0	0	0	0	0	0	0
9:00 PM	11	0	8	3	0	0	0	0	0	0	0	0	0	0
10:00 PM	7	0	7	0	0	0	0	0	0	0	0	0	0	0
11:00 PM	8	0	6	1	0	1	0	0	0	0	0	0	0	0
Total	316	1	239	65	0	10	0	0	1	0	0	0	0	0
%		0.3	75.6	20.6	0.0	3.2	0.0	0.0	0.3	0.0	0.0	0.0	0.0	0.0

Town : Northborough
 Road : Ridge Road
 Location : 100 Ridge Road

Site: 2021005b
 6/1/2021
 Tuesday

Daily Classification

WB

Interval Start	Total	Motor Bikes	Cars & Trailers	2 Axle Long	Buses	2 Axle 6 Tire	3 Axle Single	4 Axle Single	<5 Axle Double	5 Axle Double	>6 Axle Double	<6 Axle Multi	6 Axle Multi	>6 Axle Multi
12:00 AM	10	0	9	1	0	0	0	0	0	0	0	0	0	0
1:00 AM	7	0	5	2	0	0	0	0	0	0	0	0	0	0
2:00 AM	1	0	1	0	0	0	0	0	0	0	0	0	0	0
3:00 AM	1	0	1	0	0	0	0	0	0	0	0	0	0	0
4:00 AM	5	0	4	0	0	1	0	0	0	0	0	0	0	0
5:00 AM	10	0	8	2	0	0	0	0	0	0	0	0	0	0
6:00 AM	14	0	10	3	0	1	0	0	0	0	0	0	0	0
7:00 AM	33	0	26	5	2	0	0	0	0	0	0	0	0	0
8:00 AM	26	0	14	9	1	1	1	0	0	0	0	0	0	0
Total	107	0	78	22	3	3	1	0	0	0	0	0	0	0
%		0.0	72.9	20.6	2.8	2.8	0.9	0.0	0.0	0.0	0.0	0.0	0.0	0.0

Town : Northborough
 Road : Ridge Road
 Location : 100 Ridge Road

Site: 2021005(A)

Speed Statistics Per Day

Combined Channels

mph	Mon 5/17/2021	Tue 5/18/2021	Wed 5/19/2021	Thu 5/20/2021
Count	836	1432	1469	523
Minimum	11.8	12.7	12.0	13.5
Maximum	56.9	55.8	61.1	59.6
Average	32.1	32.3	32.4	33.3
Median	32.5	32.3	32.7	33.1
<u>Pace Range</u>	26.5 - 36.5	27.6 - 37.6	26.9 - 36.9	29.1 - 39.1
Count	605	1044	1057	390
	72%	73%	72%	75%
<u>Percentiles</u>				
10 %	25.8	26.3	26.1	27.4
15 %	27.1	27.4	27.3	28.7
50 %	32.4	32.3	32.7	33.1
85 %	36.7	37.1	37.1	38.0
90 %	37.9	38.1	38.6	39.0
<u>Speeds Exceeded</u>				
25	777	1338	1365	498
	93%	93%	93%	95%
35	219	398	418	174
	26%	28%	28%	33%
45	6	18	19	7
	0.7%	1%	1%	1.3%
55	2	1	1	1
	0.2%	0.1%	0.1%	0.2%
65	0	0	0	0
	0%	0%	0%	0%
75	0	0	0	0
	0%	0%	0%	0%

Town : Northborough
 Road : Ridge Road
 Location : 100 Ridge Road

Site: 2021005b

Speed Statistics Per Day

Combined Channels									
mph	Mon 5/24/2021	Tue 5/25/2021	Wed 5/26/2021	Thu 5/27/2021	Fri 5/28/2021	Sat 5/29/2021	Sun 5/30/2021	Mon 5/31/2021	Tue 6/1/2021
Count	967	1491	1420	1502	1416	645	529	693	385
Minimum	11.8	10.9	10.1	11.3	10.8	12.3	14.3	12.0	14.1
Maximum	58.4	65.9	57.1	58.9	52.5	77.6	50.5	48.4	51.8
Average	31.9	32.7	32.7	32.5	32.3	31.5	32.0	32.0	33.6
Median	31.8	32.5	32.8	32.5	32.4	31.3	31.7	31.9	33.6
<u>Pace Range</u>	26.9 - 36.9	28.0 - 38.0	28.5 - 38.5	26.8 - 36.8	27.6 - 37.6	26.4 - 36.4	26.5 - 36.5	27.0 - 37.0	28.3 - 38.3
Count	679	1071	1010	1103	1050	451	379	486	294
	70%	72%	71%	73%	74%	70%	72%	70%	76%
<u>Percentiles</u>									
10 %	25.5	26.8	26.3	26.9	26.4	24.7	26.1	25.7	28.2
15 %	27.1	28.0	27.7	27.9	27.8	26.4	27.0	27.1	29.2
50 %	31.8	32.5	32.8	32.5	32.4	31.3	31.6	31.9	33.6
85 %	37.2	37.7	37.6	37.4	37.1	36.7	37.0	37.3	38.1
90 %	38.5	38.9	38.7	38.6	38.2	38.5	38.4	38.4	39.4
<u>Speeds Exceeded</u>									
25	885 92%	1399 94%	1326 93%	1417 94%	1344 95%	574 89%	490 93%	638 92%	371 96%
35	257 27%	454 30%	435 31%	401 27%	373 26%	150 23%	137 26%	182 26%	129 34%
45	12 1%	23 2%	25 2%	23 2%	15 1%	7 1.1%	7 1.3%	8 1.2%	9 2.3%
55	2 0.2%	5 0.3%	2 0.1%	1 0.1%	0 0%	1 0.2%	0 0%	0 0%	0 0%
65	0 0%	1 0.1%	0 0%	0 0%	0 0%	1 0.2%	0 0%	0 0%	0 0%
75	0 0%	0 0%	0 0%	0 0%	0 0%	1 0.2%	0 0%	0 0%	0 0%

Town : Northborough
 Road : Ridge Road
 Location : 100 Ridge Road

Site: 2021005(A)

Weekly Volume

Interval Start	Mon 5/17/2021		Tue 5/18/2021		Wed 5/19/2021		Thu 5/20/2021		Fri 5/21/2021		Sat 5/22/2021		Sun 5/23/2021		Mon - Fri Average		Weekly Average	
	NB	SB	NB	SB	NB	SB	NB	SB	NB	SB	NB	SB	NB	SB	NB	SB	NB	SB
12:00 AM	-	-	7	11	4	15	5	10	-	-	-	-	-	-	5.3	12.0	5.3	12.0
1:00 AM	-	-	3	12	5	12	3	12	-	-	-	-	-	-	3.7	12.0	3.7	12.0
2:00 AM	-	-	1	3	1	4	1	3	-	-	-	-	-	-	1.0	3.3	1.0	3.3
3:00 AM	-	-	0	5	2	3	3	1	-	-	-	-	-	-	1.7	3.0	1.7	3.0
4:00 AM	-	-	15	5	15	8	16	5	-	-	-	-	-	-	15.3	6.0	15.3	6.0
5:00 AM	-	-	27	14	30	10	28	9	-	-	-	-	-	-	28.3	11.0	28.3	11.0
6:00 AM	-	-	65	14	62	16	58	18	-	-	-	-	-	-	61.7	16.0	61.7	16.0
7:00 AM	-	-	60	41	66	33	66	32	-	-	-	-	-	-	64.0	35.3	64.0	35.3
8:00 AM	-	-	84	22	81	23	70	25	-	-	-	-	-	-	78.3	23.3	78.3	23.3
9:00 AM	-	-	44	12	49	20	38	8	-	-	-	-	-	-	43.7	13.3	43.7	13.3
10:00 AM	-	-	35	17	39	15	37	17	-	-	-	-	-	-	37.0	16.3	37.0	16.3
11:00 AM	29	14	33	28	33	27	36	22	-	-	-	-	-	-	34.0	25.7	34.0	25.7
12:00 PM	46	24	46	38	46	33	-	-	-	-	-	-	-	-	46.0	31.7	46.0	31.7
1:00 PM	60	28	69	31	67	44	-	-	-	-	-	-	-	-	65.3	34.3	65.3	34.3
2:00 PM	65	52	57	46	44	38	-	-	-	-	-	-	-	-	55.3	45.3	55.3	45.3
3:00 PM	40	75	34	76	36	72	-	-	-	-	-	-	-	-	36.7	74.3	36.7	74.3
4:00 PM	26	60	40	67	45	71	-	-	-	-	-	-	-	-	37.0	66.0	37.0	66.0
5:00 PM	30	67	30	73	33	84	-	-	-	-	-	-	-	-	31.0	74.7	31.0	74.7
6:00 PM	41	49	41	60	47	64	-	-	-	-	-	-	-	-	43.0	57.7	43.0	57.7
7:00 PM	45	43	42	27	36	37	-	-	-	-	-	-	-	-	41.0	35.7	41.0	35.7
8:00 PM	25	8	26	17	28	17	-	-	-	-	-	-	-	-	26.3	14.0	26.3	14.0
9:00 PM	13	9	11	11	12	14	-	-	-	-	-	-	-	-	12.0	11.3	12.0	11.3
10:00 PM	5	8	9	8	9	11	-	-	-	-	-	-	-	-	7.7	9.0	7.7	9.0
11:00 PM	9	8	9	6	5	3	-	-	-	-	-	-	-	-	7.7	5.7	7.7	5.7
Totals	434	445	788	644	795	674	361	162	0	0	0	0	0	0	783.0	637.0	783.0	637.0
Combined	879		1432		1469		523		0		0		0		1420.0		1420.0	
Split (%)	49.4	50.6	55.0	45.0	54.1	45.9	69.0	31.0	-	-	-	-	-	-	55.1	44.9	55.1	44.9

Peak Hours

12:00 AM - 12:00 PM	-	-	8:00 AM	7:00 AM	8:00 AM	6:30 AM	6:45 AM	7:00 AM	-	-	-	-	-	-	-	8:00 AM	6:30 AM	8:00 AM	6:30 AM
Volume	-	-	84	41	81	39	73	32	-	-	-	-	-	-	-	78.3	35.3	78.3	35.3
Factor	-	-	0.84	0.49	0.75	0.54	0.76	0.67	-	-	-	-	-	-	-	0.88	0.52	0.88	0.52
12:00 PM - 12:00 AM	2:30 PM	2:30 PM	12:45 PM	4:45 PM	12:45 PM	4:30 PM	-	-	-	-	-	-	-	-	-	12:45 PM	4:45 PM	12:45 PM	4:45 PM
Volume	69	80	72	83	76	84	-	-	-	-	-	-	-	-	-	70.0	77.3	70.0	77.3
Factor	0.58	0.65	0.72	0.77	0.83	0.78	-	-	-	-	-	-	-	-	-	0.92	0.81	0.92	0.81

Town : Northborough
 Road : Ridge Road
 Location : 100 Ridge Road

Site: 2021005b

Weekly Volume

Interval Start	Mon 5/24/2021		Tue 5/25/2021		Wed 5/26/2021		Thu 5/27/2021		Fri 5/28/2021		Sat 5/29/2021		Sun 5/30/2021		Mon - Fri Average		Weekly Average	
	NB	SB	NB	SB	NB	SB	NB	SB	NB	SB	NB	SB	NB	SB	NB	SB	NB	SB
12:00 AM	-	-	2	9	5	10	3	14	9	16	5	14	0	6	4.8	12.3	4.0	11.5
1:00 AM	-	-	3	9	2	10	1	9	1	11	2	4	1	5	1.8	9.8	1.7	8.0
2:00 AM	-	-	1	1	1	0	1	2	2	4	0	4	1	2	1.3	1.8	1.0	2.2
3:00 AM	-	-	2	2	4	3	3	2	2	1	1	1	2	0	2.8	2.0	2.3	1.5
4:00 AM	-	-	15	4	14	5	12	2	15	6	1	1	0	0	14.0	4.3	9.5	3.0
5:00 AM	-	-	21	15	27	11	25	10	17	8	9	16	3	1	22.5	11.0	17.0	10.2
6:00 AM	-	-	72	16	58	17	67	24	57	21	13	10	11	3	63.5	19.5	46.3	15.2
7:00 AM	-	-	73	33	71	35	76	36	59	26	13	9	7	6	69.8	32.5	49.8	24.2
8:00 AM	-	-	78	26	73	28	61	29	58	31	21	12	7	3	67.5	28.5	49.7	21.5
9:00 AM	9	9	57	16	47	18	41	21	42	22	18	16	16	12	46.8	19.3	36.8	17.5
10:00 AM	42	15	31	9	37	24	35	21	36	32	33	17	25	18	36.2	20.2	34.1	19.4
11:00 AM	30	23	32	20	25	21	30	23	39	39	27	21	25	14	31.2	25.2	29.7	23.0
12:00 PM	57	45	32	30	44	22	34	27	35	36	27	21	22	21	40.4	32.0	35.9	28.9
1:00 PM	59	29	55	38	50	31	61	35	45	43	44	17	39	16	54.0	35.2	50.4	29.9
2:00 PM	48	42	65	55	68	47	70	58	77	59	18	20	22	21	65.6	52.2	52.6	43.1
3:00 PM	36	52	43	70	36	68	43	59	57	60	18	15	16	21	43.0	61.8	35.6	49.3
4:00 PM	31	65	43	86	32	60	40	66	46	71	12	25	16	15	38.4	69.6	31.4	55.4
5:00 PM	41	75	36	66	37	82	45	88	36	50	18	19	16	18	39.0	72.2	32.7	56.9
6:00 PM	52	58	50	74	52	59	45	67	49	45	18	16	19	12	49.6	60.6	40.7	47.3
7:00 PM	37	36	45	30	44	45	51	34	32	33	9	16	12	19	41.8	35.6	32.9	30.4
8:00 PM	20	16	33	24	25	17	27	28	24	23	7	6	9	10	25.8	21.6	20.7	17.7
9:00 PM	14	16	11	17	11	23	17	12	7	9	9	12	4	6	12.0	15.4	10.4	13.6
10:00 PM	2	11	9	15	6	6	14	19	4	5	6	11	4	12	7.0	11.2	6.4	11.3
11:00 PM	6	9	9	8	5	4	5	9	7	9	5	8	3	8	6.4	7.8	5.7	7.9
Totals	484	501	818	673	774	646	807	695	756	660	334	311	280	249	784.9	661.4	637.5	548.7
Combined	985		1491		1420		1502		1416		645		529		1446.3		1186.1	
Split (%)	49.1	50.9	54.9	45.1	54.5	45.5	53.7	46.3	53.4	46.6	51.8	48.2	52.9	47.1	54.3	45.7	53.7	46.3

Peak Hours

12:00 AM - 12:00 PM	10:00 AM	11:00 AM	6:30 AM	6:45 AM	7:15 AM	6:45 AM	6:45 AM	7:00 AM	6:45 AM	10:45 AM	10:00 AM	10:45 AM	10:15 AM	10:00 AM	6:45 AM	6:45 AM	6:45 AM	6:45 AM
Volume	42	23	84	36	83	36	83	36	65	42	33	21	28	18	76.3	34.3	54.7	24.8
Factor	0.88	0.52	0.81	0.60	0.80	0.75	0.74	0.69	0.68	0.88	0.75	0.75	0.88	0.75	0.75	0.61	0.76	0.61
12:00 PM - 12:00 AM	12:45 PM	4:45 PM	2:00 PM	4:15 PM	1:45 PM	4:30 PM	1:45 PM	4:45 PM	2:00 PM	4:15 PM	1:00 PM	1:30 PM	1:00 PM	3:15 PM	2:00 PM	4:15 PM	1:45 PM	4:30 PM
Volume	66	81	65	92	71	84	73	92	77	80	44	25	39	24	65.6	81.6	53.7	64.1
Factor	0.92	0.88	0.77	0.85	0.74	0.60	0.91	0.70	0.77	0.77	0.69	0.89	0.81	0.67	0.92	0.71	0.90	0.73

Town : Northborough
 Road : Ridge Road
 Location : 100 Ridge Road

Site: 2021005b

Weekly Volume

Interval Start	Mon 5/31/2021		Tue 6/1/2021		Wed 6/2/2021		Thu 6/3/2021		Fri 6/4/2021		Sat 6/5/2021		Sun 6/6/2021		Mon - Fri Average		Weekly Average	
	NB	SB	NB	SB	NB	SB	NB	SB	NB	SB	NB	SB	NB	SB	NB	SB	NB	SB
12:00 AM	0	2	4	10	-	-	-	-	-	-	-	-	-	-	2.0	6.0	2.0	6.0
1:00 AM	0	5	2	7	-	-	-	-	-	-	-	-	-	-	1.0	6.0	1.0	6.0
2:00 AM	0	3	3	1	-	-	-	-	-	-	-	-	-	-	1.5	2.0	1.5	2.0
3:00 AM	2	0	1	1	-	-	-	-	-	-	-	-	-	-	1.5	0.5	1.5	0.5
4:00 AM	0	1	12	5	-	-	-	-	-	-	-	-	-	-	6.0	3.0	6.0	3.0
5:00 AM	7	3	31	10	-	-	-	-	-	-	-	-	-	-	19.0	6.5	19.0	6.5
6:00 AM	9	2	80	14	-	-	-	-	-	-	-	-	-	-	44.5	8.0	44.5	8.0
7:00 AM	5	3	72	33	-	-	-	-	-	-	-	-	-	-	38.5	18.0	38.5	18.0
8:00 AM	11	7	73	26	-	-	-	-	-	-	-	-	-	-	42.0	16.5	42.0	16.5
9:00 AM	15	13	28	20	-	-	-	-	-	-	-	-	-	-	15.0	13.0	15.0	13.0
10:00 AM	15	8	-	-	-	-	-	-	-	-	-	-	-	-	15.0	8.0	15.0	8.0
11:00 AM	33	23	-	-	-	-	-	-	-	-	-	-	-	-	33.0	23.0	33.0	23.0
12:00 PM	29	20	-	-	-	-	-	-	-	-	-	-	-	-	29.0	20.0	29.0	20.0
1:00 PM	51	30	-	-	-	-	-	-	-	-	-	-	-	-	51.0	30.0	51.0	30.0
2:00 PM	31	31	-	-	-	-	-	-	-	-	-	-	-	-	31.0	31.0	31.0	31.0
3:00 PM	19	24	-	-	-	-	-	-	-	-	-	-	-	-	19.0	24.0	19.0	24.0
4:00 PM	28	29	-	-	-	-	-	-	-	-	-	-	-	-	28.0	29.0	28.0	29.0
5:00 PM	25	22	-	-	-	-	-	-	-	-	-	-	-	-	25.0	22.0	25.0	22.0
6:00 PM	36	36	-	-	-	-	-	-	-	-	-	-	-	-	36.0	36.0	36.0	36.0
7:00 PM	26	16	-	-	-	-	-	-	-	-	-	-	-	-	26.0	16.0	26.0	16.0
8:00 PM	14	12	-	-	-	-	-	-	-	-	-	-	-	-	14.0	12.0	14.0	12.0
9:00 PM	9	11	-	-	-	-	-	-	-	-	-	-	-	-	9.0	11.0	9.0	11.0
10:00 PM	4	7	-	-	-	-	-	-	-	-	-	-	-	-	4.0	7.0	4.0	7.0
11:00 PM	8	8	-	-	-	-	-	-	-	-	-	-	-	-	8.0	8.0	8.0	8.0
Totals	377	316	306	127	0	0	0	0	0	0	0	0	0	0	499.0	356.5	499.0	356.5
Combined	693		433		0		0		0		0		0		855.5		855.5	
Split (%)	54.4	45.6	70.7	29.3	-	-	-	-	-	-	-	-	-	-	58.3	41.7	58.3	41.7

Peak Hours

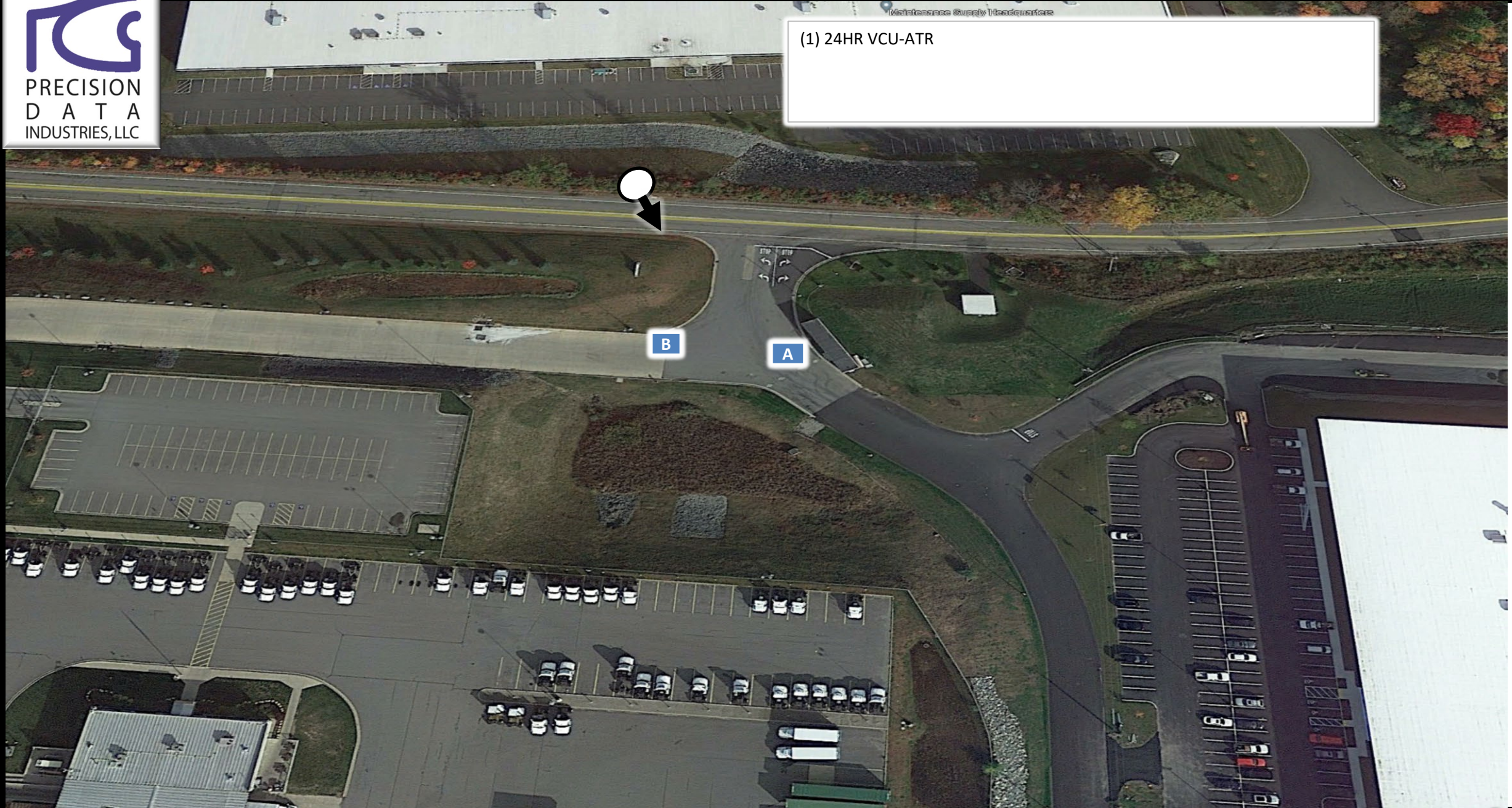
12:00 AM - 12:00 PM	10:45 AM	11:00 AM	6:00 AM	7:00 AM	-	-	-	-	-	-	-	-	-	-	6:00 AM	11:00 AM	6:00 AM	11:00 AM
Volume	34	23	80	33	-	-	-	-	-	-	-	-	-	-	44.5	23.0	44.5	23.0
Factor	0.61	0.72	0.74	0.59	-	-	-	-	-	-	-	-	-	-	0.72	0.72	0.72	0.72
12:00 PM - 12:00 AM	12:45 PM	6:00 PM	-	-	-	-	-	-	-	-	-	-	-	-	12:45 PM	6:00 PM	12:45 PM	6:00 PM
Volume	55	36	-	-	-	-	-	-	-	-	-	-	-	-	55.0	36.0	55.0	36.0
Factor	0.69	0.45	-	-	-	-	-	-	-	-	-	-	-	-	0.69	0.45	0.69	0.45



Location Map: 218125 Northborough, MA

Precision Data Industries, LLC 157 Washington Street, Suite 2, Hudson, MA 01749 ph: 508-875-0100 email: datarequests@pdillc.com

(1) 24HR VCU-ATR



Client: Central Mass Regional Planning Comm	Engineer: R. Raymond	Site Code:	Date: Thurs 9/23/2021	PDI Job # 218125	City, State: Northborough, MA
---	--------------------------------	-------------------	---------------------------------	----------------------------	---

Amazon Driveway
south of Bartlett Street
City, State: Northborough, MA
Client: CMRPC/ R. Raymond
Site Code: TBA



PRECISION
D A T A
INDUSTRIES, LLC

157 Washington Street, Suite 2
Hudson, MA 01749
Office: 508-875-0100 Fax: 508-875-0118

PDI File # 218125 ATR-A

Count Date: Thursday, September 23, 2021
Direction: Right Out to Bartlett Street (E)

AM	Cars	Single Unit Heavy	Multi Unit Heavy	Total	PM	Cars	Single Unit Heavy	Multi Unit Heavy	Total
12:00 AM	32	2	1	35	12:00 PM	0	0	0	0
12:15 AM	6	1	2	9	12:15 PM	2	1	0	3
12:30 AM	3	0	4	7	12:30 PM	0	1	0	1
12:45 AM	0	0	5	5	12:45 PM	1	1	1	3
1:00 AM	4	1	4	9	1:00 PM	38	1	2	41
1:15 AM	4	2	6	12	1:15 PM	10	1	0	11
1:30 AM	3	9	8	20	1:30 PM	2	1	1	4
1:45 AM	1	3	1	5	1:45 PM	2	4	0	6
2:00 AM	2	11	4	17	2:00 PM	4	0	2	6
2:15 AM	5	9	4	18	2:15 PM	1	0	2	3
2:30 AM	0	7	1	8	2:30 PM	1	1	1	3
2:45 AM	0	5	1	6	2:45 PM	0	1	0	1
3:00 AM	0	9	2	11	3:00 PM	5	2	1	8
3:15 AM	0	5	2	7	3:15 PM	1	0	1	2
3:30 AM	3	5	0	8	3:30 PM	0	1	0	1
3:45 AM	0	4	1	5	3:45 PM	0	0	0	0
4:00 AM	0	2	3	5	4:00 PM	2	1	1	4
4:15 AM	3	4	2	9	4:15 PM	3	1	2	6
4:30 AM	6	1	0	7	4:30 PM	2	0	1	3
4:45 AM	0	1	2	3	4:45 PM	1	0	0	1
5:00 AM	4	0	2	6	5:00 PM	4	0	1	5
5:15 AM	0	0	7	7	5:15 PM	4	0	1	5
5:30 AM	3	1	1	5	5:30 PM	1	1	2	4
5:45 AM	1	0	3	4	5:45 PM	0	0	0	0
6:00 AM	6	0	3	9	6:00 PM	2	1	0	3
6:15 AM	4	1	3	8	6:15 PM	4	3	1	8
6:30 AM	11	2	2	15	6:30 PM	32	0	2	34
6:45 AM	1	0	3	4	6:45 PM	4	0	2	6
7:00 AM	0	0	2	2	7:00 PM	5	0	1	6
7:15 AM	2	0	2	4	7:15 PM	5	0	2	7
7:30 AM	0	1	2	3	7:30 PM	1	0	3	4
7:45 AM	1	0	1	2	7:45 PM	4	0	0	4
8:00 AM	0	1	2	3	8:00 PM	4	0	3	7
8:15 AM	1	0	1	2	8:15 PM	1	0	3	4
8:30 AM	2	0	2	4	8:30 PM	2	1	0	3
8:45 AM	2	0	0	2	8:45 PM	0	0	0	0
9:00 AM	1	1	0	2	9:00 PM	2	0	0	2
9:15 AM	0	0	0	0	9:15 PM	0	1	0	1
9:30 AM	1	0	1	2	9:30 PM	0	0	2	2
9:45 AM	0	1	1	2	9:45 PM	1	0	0	1
10:00 AM	0	1	0	1	10:00 PM	3	1	5	9
10:15 AM	1	0	0	1	10:15 PM	1	0	3	4
10:30 AM	1	1	0	2	10:30 PM	3	1	4	8
10:45 AM	0	1	2	3	10:45 PM	5	0	3	8
11:00 AM	1	0	0	1	11:00 PM	1	1	6	8
11:15 AM	1	0	1	2	11:15 PM	2	4	3	9
11:30 AM	1	0	2	3	11:30 PM	1	1	1	3
11:45 AM	1	0	1	2	11:45 PM	1	4	2	7

AM Total	118	92	97	307	PM Total	168	36	65	269
Percentage	38.44%	29.97%	31.60%		Percentage	62.45%	13.38%	24.16%	
AM Peak	12:00 AM	1:30 AM	12:45 AM	1:30 AM	PM Peak	1:00 PM	11:00 PM	10:15 PM	1:00 PM
Volume	41	32	23	60	Volume	52	10	16	62
					Day Total	286	128	162	576
					Percentage	49.65%	22.22%	28.13%	

Amazon Driveway
south of Bartlett Street
City, State: Northborough, MA
Client: CMRPC/ R. Raymond
Site Code: TBA



PRECISION
DATA
INDUSTRIES, LLC

157 Washington Street, Suite 2
Hudson, MA 01749
Office: 508-875-0100 Fax: 508-875-0118

PDI File # 218125 ATR-A

Count Date: Thursday, September 23, 2021
Direction: Left Out to Bartlett Street (W)

AM	Cars	Single Unit Heavy	Multi Unit Heavy	Total
12:00 AM	35	0	0	35
12:15 AM	5	0	0	5
12:30 AM	0	0	0	0
12:45 AM	4	0	0	4
1:00 AM	5	0	0	5
1:15 AM	5	1	0	6
1:30 AM	1	0	0	1
1:45 AM	1	0	0	1
2:00 AM	0	1	0	1
2:15 AM	5	0	0	5
2:30 AM	3	0	0	3
2:45 AM	0	0	0	0
3:00 AM	1	0	0	1
3:15 AM	0	0	0	0
3:30 AM	1	0	0	1
3:45 AM	0	0	0	0
4:00 AM	1	0	0	1
4:15 AM	5	0	0	5
4:30 AM	8	0	0	8
4:45 AM	3	0	0	3
5:00 AM	3	0	0	3
5:15 AM	0	0	0	0
5:30 AM	0	0	0	0
5:45 AM	2	0	0	2
6:00 AM	0	0	0	0
6:15 AM	6	1	0	7
6:30 AM	11	0	0	11
6:45 AM	3	0	0	3
7:00 AM	1	0	0	1
7:15 AM	2	0	0	2
7:30 AM	0	0	0	0
7:45 AM	1	0	0	1
8:00 AM	0	0	0	0
8:15 AM	0	0	0	0
8:30 AM	1	0	0	1
8:45 AM	1	0	0	1
9:00 AM	4	0	0	4
9:15 AM	0	0	0	0
9:30 AM	0	0	0	0
9:45 AM	1	0	0	1
10:00 AM	1	0	1	2
10:15 AM	0	0	0	0
10:30 AM	0	0	0	0
10:45 AM	0	0	0	0
11:00 AM	1	0	0	1
11:15 AM	0	0	0	0
11:30 AM	0	0	0	0
11:45 AM	0	0	0	0

PM	Cars	Single Unit Heavy	Multi Unit Heavy	Total
12:00 PM	2	1	0	3
12:15 PM	1	0	0	1
12:30 PM	0	0	1	1
12:45 PM	0	0	0	0
1:00 PM	35	0	0	35
1:15 PM	2	0	0	2
1:30 PM	4	0	0	4
1:45 PM	5	0	0	5
2:00 PM	9	0	0	9
2:15 PM	2	0	0	2
2:30 PM	2	0	0	2
2:45 PM	0	0	0	0
3:00 PM	1	0	0	1
3:15 PM	0	0	0	0
3:30 PM	2	0	1	3
3:45 PM	0	0	0	0
4:00 PM	1	0	0	1
4:15 PM	5	0	0	5
4:30 PM	2	0	0	2
4:45 PM	2	0	0	2
5:00 PM	1	1	0	2
5:15 PM	1	0	0	1
5:30 PM	3	0	0	3
5:45 PM	1	1	0	2
6:00 PM	0	0	0	0
6:15 PM	10	0	0	10
6:30 PM	34	0	0	34
6:45 PM	4	0	0	4
7:00 PM	3	0	0	3
7:15 PM	0	0	0	0
7:30 PM	1	0	0	1
7:45 PM	5	0	0	5
8:00 PM	9	0	0	9
8:15 PM	2	0	0	2
8:30 PM	1	0	0	1
8:45 PM	2	0	0	2
9:00 PM	3	0	1	4
9:15 PM	0	0	0	0
9:30 PM	1	0	0	1
9:45 PM	1	0	0	1
10:00 PM	1	0	0	1
10:15 PM	0	0	0	0
10:30 PM	1	0	0	1
10:45 PM	3	0	0	3
11:00 PM	2	0	0	2
11:15 PM	1	0	0	1
11:30 PM	2	0	0	2
11:45 PM	0	0	0	0

AM Total 121 3 1 125
Percentage 96.80% 2.40% 0.80%
AM Peak 12:00 AM 1:15 AM 9:15 AM 6:15 AM
Volume 44 2 1 22

PM Total 167 3 3 173
Percentage 96.53% 1.73% 1.73%
PM Peak 6:15 PM 5:00 PM 12:00 PM 6:15 PM
Volume 51 2 1 51

Day Total 288 6 4 298
Percentage 96.64% 2.01% 1.34%

Amazon Driveway
south of Bartlett Street
City, State: Northborough, MA
Client: CMRPC/ R. Raymond
Site Code: TBA



157 Washington Street, Suite 2
Hudson, MA 01749
Office: 508-875-0100 Fax: 508-875-0118

PDI File # 218125 ATR-A

Count Date: Thursday, September 23, 2021
Direction: Right In from Bartlett Street (W)

AM	Cars	Single Unit Heavy	Multi Unit Heavy	Total	PM	Cars	Single Unit Heavy	Multi Unit Heavy	Total
12:00 AM	3	0	0	3	12:00 PM	2	0	0	2
12:15 AM	3	0	0	3	12:15 PM	2	0	1	3
12:30 AM	1	0	0	1	12:30 PM	0	0	0	0
12:45 AM	1	1	0	2	12:45 PM	3	0	0	3
1:00 AM	0	0	0	0	1:00 PM	2	0	0	2
1:15 AM	2	0	0	2	1:15 PM	2	0	0	2
1:30 AM	0	1	0	1	1:30 PM	2	0	0	2
1:45 AM	1	1	0	2	1:45 PM	12	0	0	12
2:00 AM	0	0	1	1	2:00 PM	9	0	0	9
2:15 AM	4	1	0	5	2:15 PM	21	0	0	21
2:30 AM	0	0	0	0	2:30 PM	3	0	0	3
2:45 AM	0	0	0	0	2:45 PM	1	0	0	1
3:00 AM	0	0	0	0	3:00 PM	4	0	0	4
3:15 AM	0	1	0	1	3:15 PM	2	0	0	2
3:30 AM	0	0	0	0	3:30 PM	0	0	0	0
3:45 AM	0	0	0	0	3:45 PM	0	0	0	0
4:00 AM	0	0	0	0	4:00 PM	0	0	0	0
4:15 AM	1	0	0	1	4:15 PM	2	1	0	3
4:30 AM	0	1	0	1	4:30 PM	1	0	0	1
4:45 AM	0	0	0	0	4:45 PM	0	0	0	0
5:00 AM	0	0	0	0	5:00 PM	1	0	0	1
5:15 AM	0	0	1	1	5:15 PM	1	1	0	2
5:30 AM	0	0	0	0	5:30 PM	2	0	0	2
5:45 AM	2	1	0	3	5:45 PM	2	0	0	2
6:00 AM	0	0	0	0	6:00 PM	2	0	0	2
6:15 AM	1	0	0	1	6:15 PM	4	0	0	4
6:30 AM	1	0	0	1	6:30 PM	5	0	0	5
6:45 AM	1	0	0	1	6:45 PM	3	0	0	3
7:00 AM	0	0	0	0	7:00 PM	3	0	0	3
7:15 AM	1	1	0	2	7:15 PM	3	0	0	3
7:30 AM	1	0	0	1	7:30 PM	23	0	0	23
7:45 AM	0	0	0	0	7:45 PM	21	0	0	21
8:00 AM	2	0	0	2	8:00 PM	5	0	0	5
8:15 AM	6	0	1	7	8:15 PM	0	0	0	0
8:30 AM	20	0	0	20	8:30 PM	5	0	0	5
8:45 AM	24	0	0	24	8:45 PM	10	0	0	10
9:00 AM	16	0	0	16	9:00 PM	3	0	0	3
9:15 AM	2	0	0	2	9:15 PM	2	0	0	2
9:30 AM	1	0	0	1	9:30 PM	0	1	0	1
9:45 AM	5	0	0	5	9:45 PM	0	0	0	0
10:00 AM	0	0	0	0	10:00 PM	0	0	0	0
10:15 AM	0	0	0	0	10:15 PM	3	0	0	3
10:30 AM	1	1	0	2	10:30 PM	1	0	0	1
10:45 AM	0	0	0	0	10:45 PM	3	0	0	3
11:00 AM	0	0	0	0	11:00 PM	0	0	0	0
11:15 AM	2	0	0	2	11:15 PM	0	1	0	1
11:30 AM	1	0	0	1	11:30 PM	1	0	1	2
11:45 AM	1	0	0	1	11:45 PM	1	0	0	1

AM Total	104	9	3	116	PM Total	172	4	2	178
Percentage	89.66%	7.76%	2.59%		Percentage	96.63%	2.25%	1.12%	
AM Peak	8:15 AM	1:30 AM	1:15 AM	8:15 AM	PM Peak	7:15 PM	3:30 PM	12:00 PM	7:15 PM
Volume	66	3	1	67	Volume	52	1	1	52
					Day Total	276	13	5	294
					Percentage	93.88%	4.42%	1.70%	

Amazon Driveway
south of Bartlett Street
City, State: Northborough, MA
Client: CMRPC/ R. Raymond
Site Code: TBA



PDI File # 218125 ATR-A

Count Date: Thursday, September 23, 2021
Direction: Left In from Bartlett Street (E)

AM	Cars	Single Unit Heavy	Multi Unit Heavy	Total
12:00 AM	4	5	0	9
12:15 AM	4	2	5	11
12:30 AM	0	7	3	10
12:45 AM	1	4	2	7
1:00 AM	0	4	4	8
1:15 AM	0	13	2	15
1:30 AM	0	5	2	7
1:45 AM	5	7	1	13
2:00 AM	1	5	0	6
2:15 AM	1	5	2	8
2:30 AM	0	9	3	12
2:45 AM	0	2	1	3
3:00 AM	0	1	2	3
3:15 AM	0	0	8	8
3:30 AM	0	1	2	3
3:45 AM	1	3	5	9
4:00 AM	1	0	3	4
4:15 AM	2	1	2	5
4:30 AM	0	0	2	2
4:45 AM	0	0	1	1
5:00 AM	0	1	5	6
5:15 AM	0	1	0	1
5:30 AM	1	0	2	3
5:45 AM	3	0	0	3
6:00 AM	1	2	2	5
6:15 AM	1	0	1	2
6:30 AM	2	0	0	2
6:45 AM	2	0	5	7
7:00 AM	1	0	2	3
7:15 AM	0	1	3	4
7:30 AM	1	0	1	2
7:45 AM	8	2	1	11
8:00 AM	8	0	0	8
8:15 AM	8	0	1	9
8:30 AM	10	1	0	11
8:45 AM	31	0	0	31
9:00 AM	6	1	1	8
9:15 AM	0	0	0	0
9:30 AM	2	0	1	3
9:45 AM	0	0	1	1
10:00 AM	2	0	1	3
10:15 AM	0	2	1	3
10:30 AM	1	0	0	1
10:45 AM	1	0	1	2
11:00 AM	0	0	3	3
11:15 AM	1	0	0	1
11:30 AM	1	0	1	2
11:45 AM	1	1	1	3

PM	Cars	Single Unit Heavy	Multi Unit Heavy	Total
12:00 PM	0	0	1	1
12:15 PM	1	0	1	2
12:30 PM	2	0	3	5
12:45 PM	2	0	2	4
1:00 PM	1	0	0	1
1:15 PM	7	1	3	11
1:30 PM	8	0	3	11
1:45 PM	9	1	1	11
2:00 PM	9	0	1	10
2:15 PM	16	1	1	18
2:30 PM	5	1	1	7
2:45 PM	1	1	3	5
3:00 PM	3	1	1	5
3:15 PM	4	0	0	4
3:30 PM	1	0	1	2
3:45 PM	1	0	2	3
4:00 PM	0	3	2	5
4:15 PM	0	0	0	0
4:30 PM	0	0	1	1
4:45 PM	2	1	1	4
5:00 PM	2	0	1	3
5:15 PM	1	1	2	4
5:30 PM	2	0	1	3
5:45 PM	0	0	0	0
6:00 PM	4	0	2	6
6:15 PM	2	0	2	4
6:30 PM	4	0	6	10
6:45 PM	1	0	2	3
7:00 PM	3	0	1	4
7:15 PM	11	0	2	13
7:30 PM	17	0	1	18
7:45 PM	14	1	1	16
8:00 PM	0	0	0	0
8:15 PM	1	0	2	3
8:30 PM	3	0	0	3
8:45 PM	2	1	1	4
9:00 PM	0	1	1	2
9:15 PM	1	0	4	5
9:30 PM	1	0	3	4
9:45 PM	4	1	2	7
10:00 PM	1	1	4	6
10:15 PM	0	2	5	7
10:30 PM	0	4	1	5
10:45 PM	1	3	3	7
11:00 PM	0	2	2	4
11:15 PM	1	4	3	8
11:30 PM	0	1	4	5
11:45 PM	0	3	2	5

AM Total 112 86 84 282
 Percentage 39.72% 30.50% 29.79%
 AM Peak 8:00 AM 1:15 AM 3:15 AM 8:00 AM
 Volume 57 30 18 59

PM Total 148 35 86 269
 Percentage 55.02% 13.01% 31.97%
 PM Peak 7:00 PM 10:30 PM 9:30 PM 7:00 PM
 Volume 45 13 14 51

Day Total 260 121 170 551
 Percentage 47.19% 21.96% 30.85%

FedEx Driveway
 south of Bartlett Street
 City, State: Northborough, MA
 Client: CMRPC/ R. Raymond
 Site Code: TBA



PRECISION
 DATA
 INDUSTRIES, LLC

157 Washington Street, Suite 2
 Hudson, MA 01749
 Office: 508-875-0100 Fax: 508-875-0118

PDI File # 218125 ATR-B

Count Date: Thursday, September 23, 2021
 Direction: Right Out to Bartlett Street EB

AM	Cars	Single Unit Heavy	Multi Unit Heavy	Total
12:00 AM	0	0	0	0
12:15 AM	0	0	0	0
12:30 AM	0	0	0	0
12:45 AM	0	0	1	1
1:00 AM	0	0	1	1
1:15 AM	0	0	0	0
1:30 AM	0	0	0	0
1:45 AM	0	0	1	1
2:00 AM	0	0	0	0
2:15 AM	0	1	1	2
2:30 AM	1	0	0	1
2:45 AM	0	0	0	0
3:00 AM	0	0	0	0
3:15 AM	1	0	1	2
3:30 AM	0	0	0	0
3:45 AM	0	0	0	0
4:00 AM	0	0	0	0
4:15 AM	0	0	0	0
4:30 AM	0	0	0	0
4:45 AM	0	0	0	0
5:00 AM	0	0	0	0
5:15 AM	0	0	1	1
5:30 AM	0	0	2	2
5:45 AM	0	0	0	0
6:00 AM	0	0	0	0
6:15 AM	1	0	1	2
6:30 AM	0	0	0	0
6:45 AM	0	0	0	0
7:00 AM	2	0	3	5
7:15 AM	0	0	0	0
7:30 AM	1	0	0	1
7:45 AM	1	0	0	1
8:00 AM	1	0	1	2
8:15 AM	0	0	1	1
8:30 AM	0	1	1	2
8:45 AM	1	2	2	5
9:00 AM	0	0	2	2
9:15 AM	0	0	1	1
9:30 AM	1	0	1	2
9:45 AM	2	1	9	12
10:00 AM	1	0	8	9
10:15 AM	2	3	9	14
10:30 AM	0	0	1	1
10:45 AM	1	0	6	7
11:00 AM	0	0	0	0
11:15 AM	4	0	0	4
11:30 AM	1	0	0	1
11:45 AM	0	0	0	0

PM	Cars	Single Unit Heavy	Multi Unit Heavy	Total
12:00 PM	0	1	1	2
12:15 PM	0	0	1	1
12:30 PM	0	1	1	2
12:45 PM	0	0	1	1
1:00 PM	0	0	0	0
1:15 PM	0	0	0	0
1:30 PM	2	0	1	3
1:45 PM	0	0	0	0
2:00 PM	0	1	1	2
2:15 PM	1	1	1	3
2:30 PM	1	0	1	2
2:45 PM	0	0	2	2
3:00 PM	1	0	1	2
3:15 PM	0	1	0	1
3:30 PM	1	0	0	1
3:45 PM	1	0	2	3
4:00 PM	2	0	0	2
4:15 PM	3	0	0	3
4:30 PM	0	0	0	0
4:45 PM	2	0	1	3
5:00 PM	1	0	0	1
5:15 PM	1	0	0	1
5:30 PM	4	0	0	4
5:45 PM	0	0	0	0
6:00 PM	0	0	0	0
6:15 PM	0	0	1	1
6:30 PM	4	0	0	4
6:45 PM	0	0	0	0
7:00 PM	0	0	0	0
7:15 PM	0	0	0	0
7:30 PM	1	0	0	1
7:45 PM	1	0	2	3
8:00 PM	1	0	0	1
8:15 PM	4	0	1	5
8:30 PM	1	0	2	3
8:45 PM	0	0	7	7
9:00 PM	2	0	3	5
9:15 PM	0	0	2	2
9:30 PM	1	0	1	2
9:45 PM	0	0	0	0
10:00 PM	0	0	0	0
10:15 PM	1	0	0	1
10:30 PM	0	0	0	0
10:45 PM	0	0	0	0
11:00 PM	0	0	0	0
11:15 PM	0	0	0	0
11:30 PM	0	0	0	0
11:45 PM	0	0	0	0

AM Total 21 8 54 83
 Percentage 25.30% 9.64% 65.06%
 AM Peak 9:30 AM 9:30 AM 9:30 AM 9:30 AM
 Volume 6 4 27 37

PM Total 36 5 33 74
 Percentage 48.65% 6.76% 44.59%
 PM Peak 4:45 PM 12:00 PM 8:30 PM 8:15 PM
 Volume 8 2 14 20

Day Total 57 13 87 157
 Percentage 36.31% 8.28% 55.41%

FedEx Driveway
south of Bartlett Street
City, State: Northborough, MA
Client: CMRPC/ R. Raymond
Site Code: TBA



PRECISION
DATA
INDUSTRIES, LLC

157 Washington Street, Suite 2
Hudson, MA 01749
Office: 508-875-0100 Fax: 508-875-0118

PDI File # 218125 ATR-B

Count Date: Thursday, September 23, 2021
Direction: Left Out to Bartlett Street WB

AM	Cars	Single Unit Heavy	Multi Unit Heavy	Total	PM	Cars	Single Unit Heavy	Multi Unit Heavy	Total
12:00 AM	0	0	0	0	12:00 PM	2	1	0	3
12:15 AM	0	0	0	0	12:15 PM	0	0	0	0
12:30 AM	0	0	0	0	12:30 PM	0	0	1	1
12:45 AM	0	0	0	0	12:45 PM	0	0	0	0
1:00 AM	0	0	0	0	1:00 PM	0	0	0	0
1:15 AM	0	0	0	0	1:15 PM	0	0	0	0
1:30 AM	0	0	0	0	1:30 PM	1	0	0	1
1:45 AM	0	0	0	0	1:45 PM	0	0	0	0
2:00 AM	0	0	0	0	2:00 PM	2	0	0	2
2:15 AM	0	0	0	0	2:15 PM	1	0	0	1
2:30 AM	0	0	0	0	2:30 PM	0	0	0	0
2:45 AM	0	0	0	0	2:45 PM	1	0	0	1
3:00 AM	0	0	0	0	3:00 PM	2	0	0	2
3:15 AM	1	0	0	1	3:15 PM	0	0	0	0
3:30 AM	0	0	0	0	3:30 PM	1	0	1	2
3:45 AM	0	0	0	0	3:45 PM	1	0	0	1
4:00 AM	0	0	0	0	4:00 PM	0	0	0	0
4:15 AM	0	0	0	0	4:15 PM	0	0	0	0
4:30 AM	0	0	0	0	4:30 PM	2	0	0	2
4:45 AM	0	0	0	0	4:45 PM	0	0	0	0
5:00 AM	1	0	0	1	5:00 PM	3	1	0	4
5:15 AM	1	0	1	2	5:15 PM	1	0	0	1
5:30 AM	0	0	0	0	5:30 PM	2	0	0	2
5:45 AM	0	0	0	0	5:45 PM	1	1	0	2
6:00 AM	0	0	0	0	6:00 PM	3	0	0	3
6:15 AM	1	0	0	1	6:15 PM	5	0	0	5
6:30 AM	0	0	1	1	6:30 PM	3	0	0	3
6:45 AM	1	0	0	1	6:45 PM	0	1	0	1
7:00 AM	3	0	0	3	7:00 PM	0	0	0	0
7:15 AM	1	0	0	1	7:15 PM	3	0	0	3
7:30 AM	2	0	0	2	7:30 PM	3	0	0	3
7:45 AM	0	0	0	0	7:45 PM	1	0	0	1
8:00 AM	2	0	0	2	8:00 PM	0	0	0	0
8:15 AM	1	0	0	1	8:15 PM	1	0	0	1
8:30 AM	0	0	0	0	8:30 PM	0	0	0	0
8:45 AM	0	1	1	2	8:45 PM	3	0	0	3
9:00 AM	0	0	0	0	9:00 PM	1	0	1	2
9:15 AM	0	0	0	0	9:15 PM	0	0	0	0
9:30 AM	1	0	0	1	9:30 PM	0	0	0	0
9:45 AM	3	0	0	3	9:45 PM	1	0	0	1
10:00 AM	1	0	1	2	10:00 PM	0	0	0	0
10:15 AM	0	1	0	1	10:15 PM	1	0	0	1
10:30 AM	2	0	1	3	10:30 PM	0	0	0	0
10:45 AM	0	0	0	0	10:45 PM	0	0	0	0
11:00 AM	0	1	1	2	11:00 PM	0	0	0	0
11:15 AM	0	0	0	0	11:15 PM	0	0	0	0
11:30 AM	0	0	0	0	11:30 PM	0	0	0	0
11:45 AM	3	0	0	3	11:45 PM	0	0	0	0

AM Total	24	3	6	33	PM Total	45	4	3	52
Percentage	72.73%	9.09%	18.18%		Percentage	86.54%	7.69%	5.77%	
AM Peak	6:45 AM	10:15 AM	9:45 AM	9:45 AM	PM Peak	5:45 PM	5:00 PM	12:00 PM	5:45 PM
Volume	7	2	2	9	Volume	12	2	1	13
					Day Total	69	7	9	85
					Percentage	81.18%	8.24%	10.59%	

FedEx Driveway
south of Bartlett Street
City, State: Northborough, MA
Client: CMRPC/ R. Raymond
Site Code: TBA



PRECISION
DATA
INDUSTRIES, LLC

157 Washington Street, Suite 2
Hudson, MA 01749
Office: 508-875-0100 Fax: 508-875-0118

PDI File # 218125 ATR-B

Count Date: Thursday, September 23, 2021
Direction: Right In from Bartlett Street (W)

AM	Cars	Single Unit Heavy	Multi Unit Heavy	Total	PM	Cars	Single Unit Heavy	Multi Unit Heavy	Total
12:00 AM	1	0	0	1	12:00 PM	1	0	0	1
12:15 AM	0	0	0	0	12:15 PM	0	0	0	0
12:30 AM	0	0	0	0	12:30 PM	0	0	0	0
12:45 AM	1	0	0	1	12:45 PM	1	0	0	1
1:00 AM	0	0	0	0	1:00 PM	0	0	0	0
1:15 AM	0	0	0	0	1:15 PM	0	0	0	0
1:30 AM	0	0	0	0	1:30 PM	0	1	0	1
1:45 AM	0	0	0	0	1:45 PM	0	0	0	0
2:00 AM	0	0	0	0	2:00 PM	1	0	0	1
2:15 AM	0	0	0	0	2:15 PM	0	0	0	0
2:30 AM	0	0	0	0	2:30 PM	0	0	1	1
2:45 AM	0	0	0	0	2:45 PM	0	0	0	0
3:00 AM	0	0	0	0	3:00 PM	0	2	0	2
3:15 AM	0	0	0	0	3:15 PM	0	1	1	2
3:30 AM	0	0	0	0	3:30 PM	3	0	0	3
3:45 AM	1	0	0	1	3:45 PM	2	0	0	2
4:00 AM	2	0	0	2	4:00 PM	2	0	0	2
4:15 AM	0	0	0	0	4:15 PM	1	0	0	1
4:30 AM	2	0	0	2	4:30 PM	0	0	2	2
4:45 AM	5	0	0	5	4:45 PM	1	0	0	1
5:00 AM	1	0	0	1	5:00 PM	1	0	1	2
5:15 AM	0	0	0	0	5:15 PM	1	0	0	1
5:30 AM	1	0	0	1	5:30 PM	1	0	1	2
5:45 AM	0	1	0	1	5:45 PM	0	0	0	0
6:00 AM	0	0	1	1	6:00 PM	0	0	0	0
6:15 AM	0	0	0	0	6:15 PM	0	0	0	0
6:30 AM	0	0	0	0	6:30 PM	0	0	0	0
6:45 AM	1	0	0	1	6:45 PM	0	0	0	0
7:00 AM	1	0	0	1	7:00 PM	2	0	0	2
7:15 AM	2	0	0	2	7:15 PM	0	0	0	0
7:30 AM	2	0	0	2	7:30 PM	1	0	0	1
7:45 AM	2	0	0	2	7:45 PM	2	0	0	2
8:00 AM	1	1	0	2	8:00 PM	2	0	0	2
8:15 AM	1	0	0	1	8:15 PM	3	0	0	3
8:30 AM	2	0	1	3	8:30 PM	3	0	0	3
8:45 AM	1	0	0	1	8:45 PM	1	0	0	1
9:00 AM	9	0	0	9	9:00 PM	0	0	0	0
9:15 AM	5	0	0	5	9:15 PM	0	0	0	0
9:30 AM	2	0	0	2	9:30 PM	0	0	0	0
9:45 AM	0	0	0	0	9:45 PM	1	0	0	1
10:00 AM	0	0	0	0	10:00 PM	0	0	0	0
10:15 AM	0	1	0	1	10:15 PM	0	0	0	0
10:30 AM	0	0	0	0	10:30 PM	0	0	0	0
10:45 AM	0	0	0	0	10:45 PM	1	0	0	1
11:00 AM	0	0	0	0	11:00 PM	0	0	0	0
11:15 AM	1	0	0	1	11:15 PM	2	0	0	2
11:30 AM	0	0	0	0	11:30 PM	0	0	0	0
11:45 AM	1	2	0	3	11:45 PM	2	0	0	2

AM Total 45 5 2 52
Percentage 86.54% 9.62% 3.85%
AM Peak 8:30 AM 11:00 AM 5:15 AM 8:30 AM
Volume 17 2 1 18

PM Total 35 4 6 45
Percentage 77.78% 8.89% 13.33%
PM Peak 7:45 PM 2:30 PM 4:15 PM 7:45 PM
Volume 10 3 3 10

Day Total 80 9 8 97
Percentage 82.47% 9.28% 8.25%

FedEx Driveway
 south of Bartlett Street
 City, State: Northborough, MA
 Client: CMRPC/ R. Raymond
 Site Code: TBA



PRECISION
 DATA
 INDUSTRIES, LLC

157 Washington Street, Suite 2
 Hudson, MA 01749
 Office: 508-875-0100 Fax: 508-875-0118

PDI File # 218125 ATR-B

Count Date: Thursday, September 23, 2021
 Direction: Left In from Bartlett Street (E)

AM	Cars	Single Unit Heavy	Multi Unit Heavy	Total
12:00 AM	0	0	0	0
12:15 AM	0	0	1	1
12:30 AM	0	0	1	1
12:45 AM	0	0	0	0
1:00 AM	0	0	0	0
1:15 AM	0	0	1	1
1:30 AM	0	0	0	0
1:45 AM	0	0	0	0
2:00 AM	0	0	1	1
2:15 AM	0	0	1	1
2:30 AM	1	0	0	1
2:45 AM	0	0	0	0
3:00 AM	0	0	1	1
3:15 AM	0	0	0	0
3:30 AM	0	0	0	0
3:45 AM	1	0	0	1
4:00 AM	1	0	0	1
4:15 AM	1	0	0	1
4:30 AM	1	0	1	2
4:45 AM	2	0	1	3
5:00 AM	1	0	0	1
5:15 AM	1	0	0	1
5:30 AM	0	0	0	0
5:45 AM	1	0	2	3
6:00 AM	1	0	2	3
6:15 AM	2	0	3	5
6:30 AM	0	0	4	4
6:45 AM	2	0	2	4
7:00 AM	2	0	0	2
7:15 AM	0	0	1	1
7:30 AM	0	1	2	3
7:45 AM	4	0	2	6
8:00 AM	0	0	1	1
8:15 AM	3	0	0	3
8:30 AM	1	0	0	1
8:45 AM	3	0	0	3
9:00 AM	3	0	0	3
9:15 AM	1	0	0	1
9:30 AM	1	0	0	1
9:45 AM	0	0	0	0
10:00 AM	1	0	2	3
10:15 AM	2	0	0	2
10:30 AM	0	0	0	0
10:45 AM	0	0	0	0
11:00 AM	0	0	0	0
11:15 AM	0	0	2	2
11:30 AM	1	1	1	3
11:45 AM	0	0	0	0

PM	Cars	Single Unit Heavy	Multi Unit Heavy	Total
12:00 PM	0	0	0	0
12:15 PM	0	1	2	3
12:30 PM	0	0	1	1
12:45 PM	0	1	0	1
1:00 PM	0	0	1	1
1:15 PM	2	0	0	2
1:30 PM	1	1	2	4
1:45 PM	0	1	2	3
2:00 PM	0	0	0	0
2:15 PM	0	0	1	1
2:30 PM	0	0	2	2
2:45 PM	0	0	1	1
3:00 PM	0	0	2	2
3:15 PM	0	0	1	1
3:30 PM	0	0	2	2
3:45 PM	1	0	0	1
4:00 PM	0	0	1	1
4:15 PM	1	0	2	3
4:30 PM	1	0	2	3
4:45 PM	2	0	3	5
5:00 PM	1	0	1	2
5:15 PM	0	0	4	4
5:30 PM	0	0	2	2
5:45 PM	0	0	5	5
6:00 PM	0	1	2	3
6:15 PM	0	1	5	6
6:30 PM	0	2	1	3
6:45 PM	0	1	3	4
7:00 PM	0	0	1	1
7:15 PM	0	0	1	1
7:30 PM	1	0	0	1
7:45 PM	1	0	0	1
8:00 PM	2	0	1	3
8:15 PM	1	0	0	1
8:30 PM	1	0	0	1
8:45 PM	0	0	0	0
9:00 PM	0	0	0	0
9:15 PM	0	0	0	0
9:30 PM	0	0	0	0
9:45 PM	0	0	0	0
10:00 PM	0	0	0	0
10:15 PM	0	0	0	0
10:30 PM	0	0	0	0
10:45 PM	0	0	0	0
11:00 PM	0	0	0	0
11:15 PM	0	0	1	1
11:30 PM	0	0	0	0
11:45 PM	2	0	0	2

AM Total 37 2 32 71
 Percentage 52.11% 2.82% 45.07%
 AM Peak 8:15 AM 6:45 AM 5:45 AM 6:00 AM
 Volume 10 1 11 16

PM Total 17 9 52 78
 Percentage 21.79% 11.54% 66.67%
 PM Peak 4:15 PM 6:00 PM 5:30 PM 5:45 PM
 Volume 5 5 14 17

Day Total 54 11 84 149
 Percentage 36.24% 7.38% 56.38%

TURNING MOVEMENT COUNT WORKSHEET

CMRPC

MUNICIPALITY: Town of Northborough

DATE: 9/23/2021

LOCATION: Bartlett Street / Lyman Street

DAY OF WEEK: Thursday

WEATHER: AM: Clear PM: Clear

TECHNICIAN: EH

Time Period	Bartlett St EB				Bartlett Street WB				Lyman St NB								Total	Peak	
	L	S	R	HV	L	S	R	HV	L	S	R	HV	L	S	R	HV			
7:00 - 7:15	0	17	10	5	7	21	0	2	8	0	10	0					73		
7:15 - 7:30	0	18	7	2	13	15	0	2	10	0	16	3					79		
7:30 - 7:45	0	13	9	1	16	22	0	3	14	0	11	3					85		
7:45 - 8:00	0	25	13	1	10	20	0	2	12	0	6	1					86	323	
8:00 - 8:15	0	15	18	2	12	15	0	3	13	0	12	5					85	335	
8:15 - 8:30	0	15	6	0	8	11	0	1	14	0	10	2					64	320	
8:30 - 8:45	0	19	8	0	6	19	0	3	10	0	7	3					69	304	
8:45 - 9:00	0	25	9	0	5	20	0	1	20	0	9	1					88	306	
TOTAL	0	147	80	11	77	143	0	17	101	0	81	18	0	0	0	0	629		
		EBPct 35.2				WBPct 36.7				NBPct 28.1				SBPct 0.0					

Peak Sums: 0 71 47 6 51 72 0 10 49 0 45 12 0 0 0 0 0 335
Total Trucks 28 **TrkPct** 8.36 **PHF** 0.97

Time Period	Bartlett St EB				Bartlett Street WB				Lyman St NB								Total	Peak	
	L	S	R	HV	L	S	R	HV	L	S	R	HV	L	S	R	HV			
4:00 - 4:15	0	18	12	1	30	75	0	2	17	0	10	0					162		
4:15 - 4:30	0	29	16	0	33	79	0	0	22	0	17	1					196		
4:30 - 4:45	0	19	12	2	22	62	0	0	28	0	13	2					156		
4:45 - 5:00	0	28	14	0	22	73	0	4	27	0	4	0					168	682	
5:00 - 5:15	0	16	29	1	16	49	0	3	31	0	14	1					155	675	
5:15 - 5:30	0	23	14	0	10	53	0	0	24	0	11	1					135	614	
5:30 - 5:45	0	21	20	2	17	74	0	4	34	0	13	1					179	637	
5:45 - 6:00	0	25	16	0	7	21	0	2	25	0	9	1					103	572	
TOTAL	0	179	133	6	157	486	0	15	208	0	91	7	0	0	0	0	1254		
		EBPct 21.7				WBPct 58.1				NBPct 20.2				SBPct 0.0					

Peak Sums: 0 94 54 3 107 289 0 6 94 0 44 3 0 0 0 0 0 682
Total Trucks 12 **TrkPct** 1.76 **PHF** 0.87

TURNING MOVEMENT COUNT TRUCK WORKSHEET

MUNICIPALITY: Town of Northborough

LOCATION: Bartlett Street / Lyman Street

WEATHER: AM: Clear PM: Clear

DATE: 9/23/2021

DAY OF WEEK: Thursday 9:30 AM - 11:30 AM

TECHNICIAN: EH

Segment Start Time	Truck Type	Bartlett Street				Lyman Street	
		West Bound		East Bound		North Bound	
		Left Turn	Straight	Straight	Right Turn	Left Turn	Right Turn
9:30	Amazon						
	FedEx						1
	Truck					2	
9:45	Amazon						
	FedEx						
	Truck	1					
10:00	Amazon						
	FedEx	1					
	Truck	1					1
10:15	Amazon						
	FedEx	1		1			
	Truck						
10:30	Amazon						
	FedEx					1	
	Truck	1				1	
10:45	Amazon						
	FedEx	1				1	1
	Truck						1
11:00	Amazon						
	FedEx				1		1
	Truck	1					1
11:15	Amazon						
	FedEx		1				1
	Truck						
11:30	Amazon						
	FedEx						
	Truck	1					

TURNING MOVEMENT COUNT TRUCK WORKSHEET

MUNICIPALITY: Town of Northborough

LOCATION: Bartlett Street / Lyman Street

WEATHER: AM: Clear PM: Clear

DATE: 9/23/2021

DAY OF WEEK: Thursday 4:30 PM - 6:30 PM

TECHNICIAN: EH

Segment Start Time	Truck Type	Bartlett Street				Lyman Street	
		West Bound		East Bound		North Bound	
		Left Turn	Straight	Straight	Right Turn	Left Turn	Right Turn
4:30	Amazon						
	FedEx						1
	Truck						
4:45	Amazon						
	FedEx				1	1	1
	Truck						
5:00	Amazon						
	FedEx						1
	Truck				1		1
5:15	Amazon						
	FedEx	1					
	Truck						
5:30	Amazon						
	FedEx						1
	Truck					1	
5:45	Amazon						
	FedEx						
	Truck						
6:00	Amazon						
	FedEx					1	
	Truck				1		
6:15	Amazon						
	FedEx						
	Truck	2	1				1
6:30	Amazon						
	FedEx						
	Truck						

